Quantic PMI
PLANAR MONOLITHICS

SUMMARY TEST DATA
ON
LM-10M14G-100W-1KWP-SFF-OPT17-ROHS

Customer:
SO No:
Model No: LM-10M14G-100W-1KWP-SFF-OPT17-ROHS
Serial No: PL54824/2532

Tested By: John R.
Temperature: +25°C
Date: 8/7/2025
Drawing No: 27637020 REV: B1

TEST ITEM NO.	PARAMETERS	SPECIFIED VALUE	Test Results	QA QC
1	Frequency Range:	10 MHz to 7 GHz	10 MHz to 7 GHz	PMI QA
2	Insertion Loss:	2 dB Typ.	0.81 dB See Graph	
3	Input/Output VSWR:	2.0:1 Max. @ -10 dBm Input	1.8:1 In 1.7:1 Out See Graph	
4	Impedance:	50 Ω	Pass	
5	Max. CW Input Power:	100W CW Max. (1.0 GHz to 7.0 GHz) All Temperatures (-55°C to +85°C)	Pass See Typical Characteristics	
6	Max. Pulsed Peak Power Handling:	1KW Peak (1% Duty Cycle, 1µs Pulse Width) 100W Peak (10% Duty Cycle, 10µs Pulse Width)	Pass See Typical Characteristics	
7	Max. Flat Leakage:	+17 dBm Typ. @ 100W CW	Pass See Typical Characteristics	
8	P1dB:	+ 5 dBm Min.	+ 6 dBm See Graph	
9	Recovery Time:	100 ns Max.	Pass See Typical Characteristics	PMI QA

QA/QC Approval: Cameron Kelly

Date: 8/8/25

7309-A Grove Road Frederick, MD 21704 USA Phone: (301) 662-5019 Fax: (301) 662-1731
Email: sales@pmi-rf.com

Quantic PMI
PLANAR MONOLITHICS

SUMMARY TEST DATA
ON
LM-10M14G-100W-1KWP-SFF-OPT17-ROHS

PL54824/2532

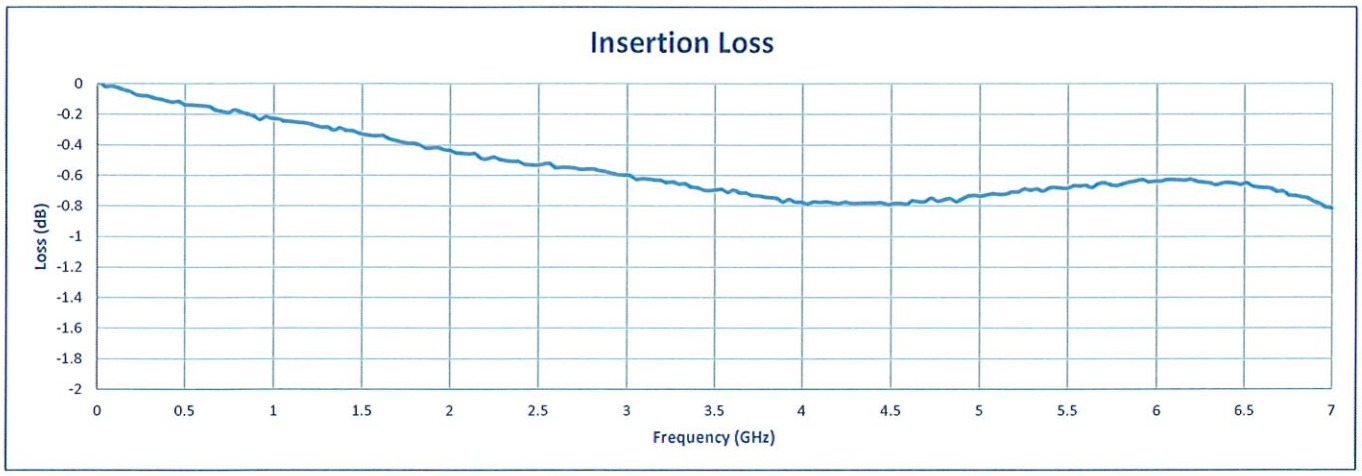

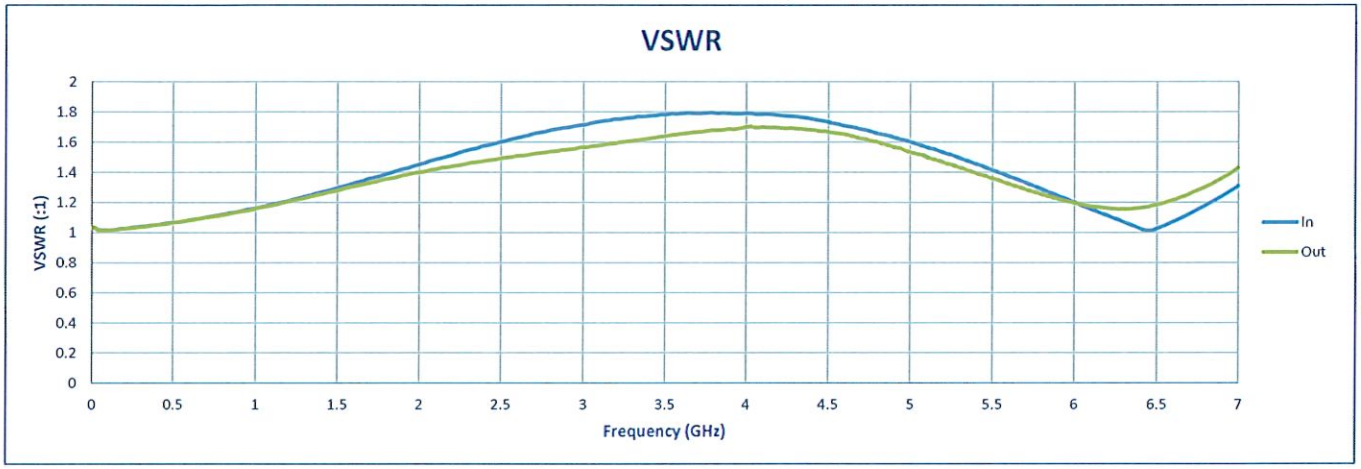

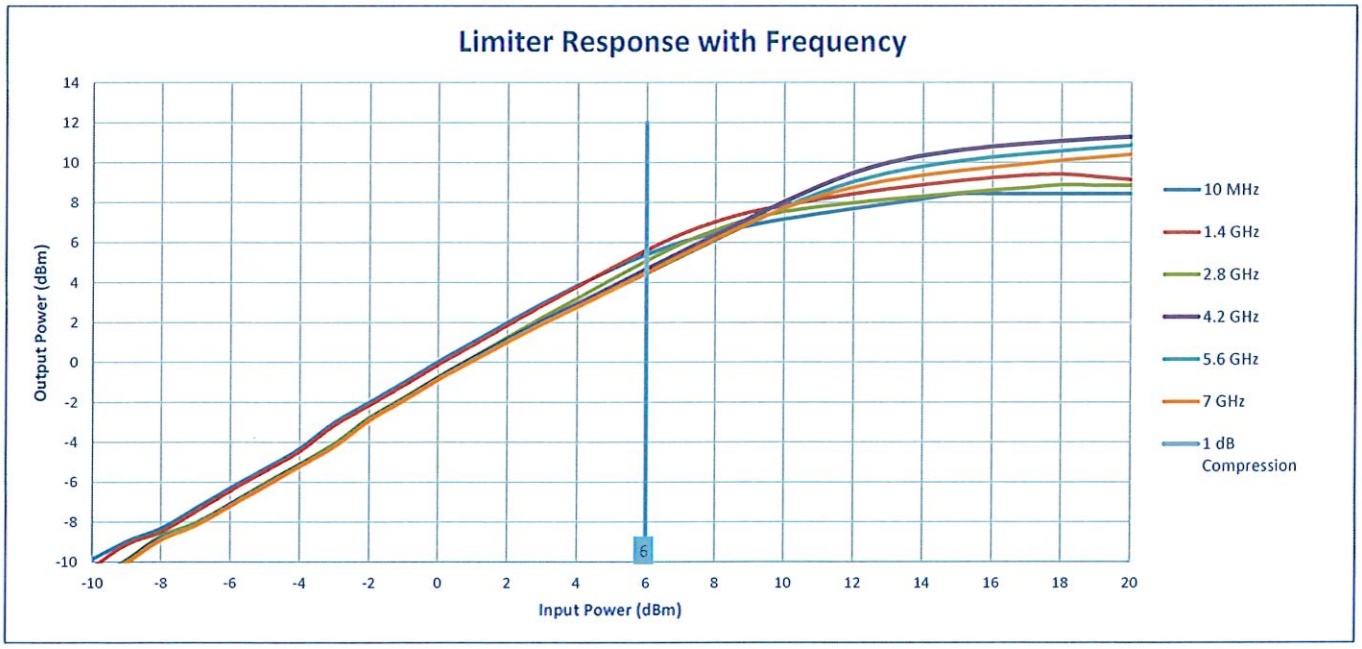

7309-A Grove Road Frederick, MD 21704 USA Phone: (301) 662-5019 Fax: (301) 662-1731
Email: sales@pmi-rf.com