

**SUMMARY TEST DATA  
ON  
PLNA-30-10M20-292FF**

Customer: \_\_\_\_\_  
SO No: \_\_\_\_\_  
Model No: PLNA-30-10M20-292FF  
Serial No: PL55403/2538

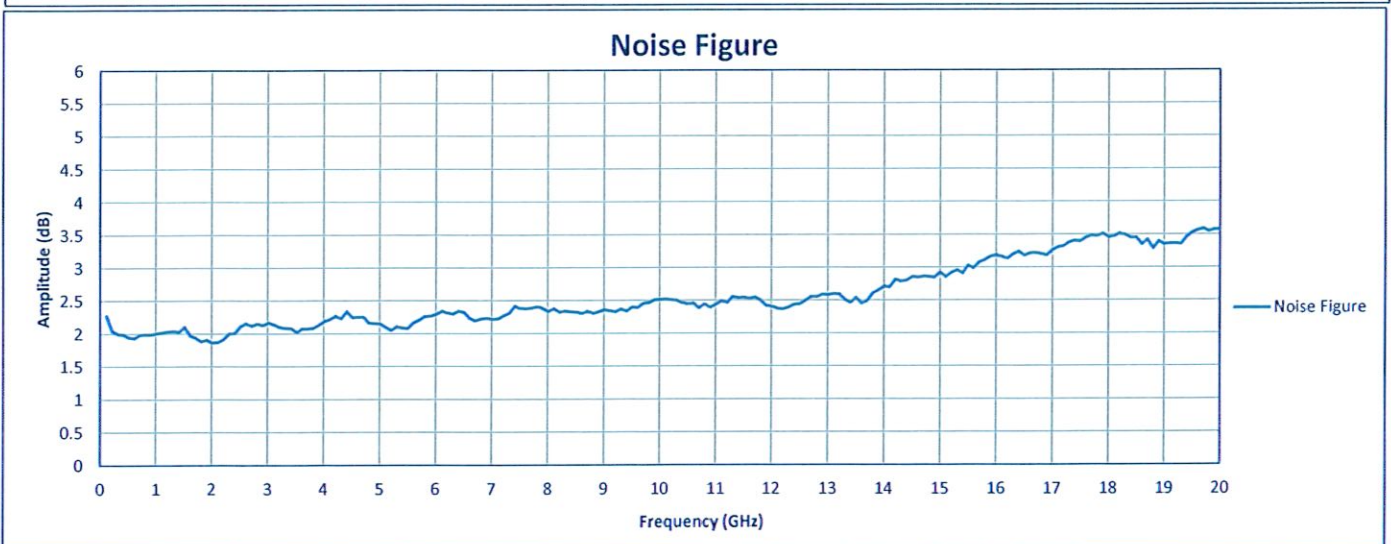
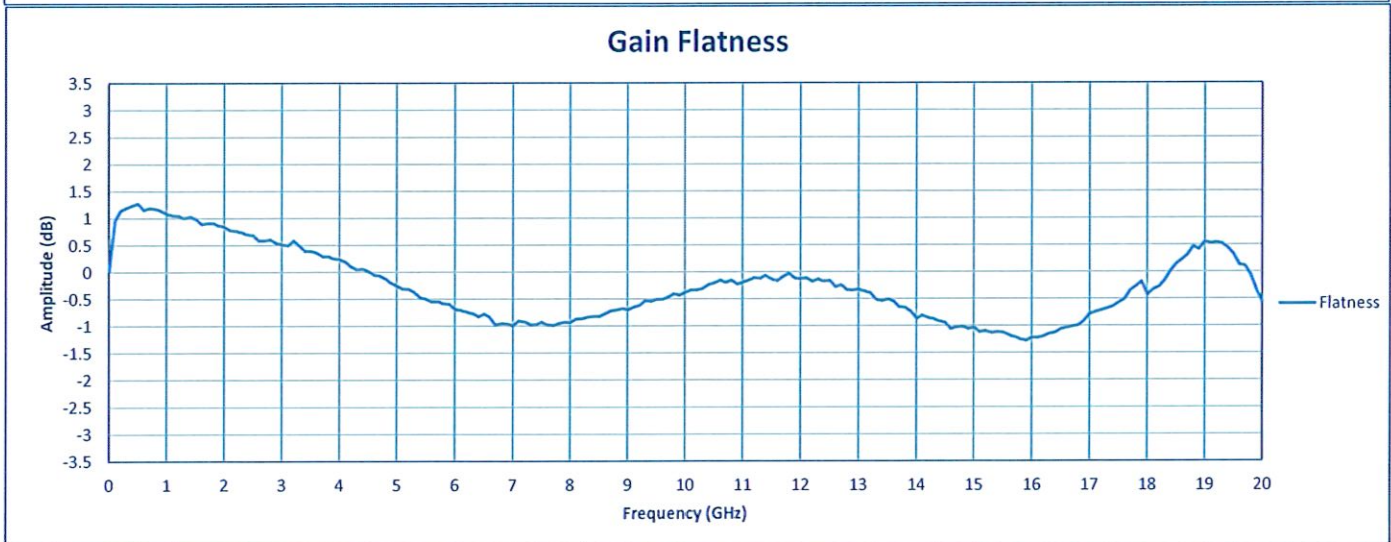
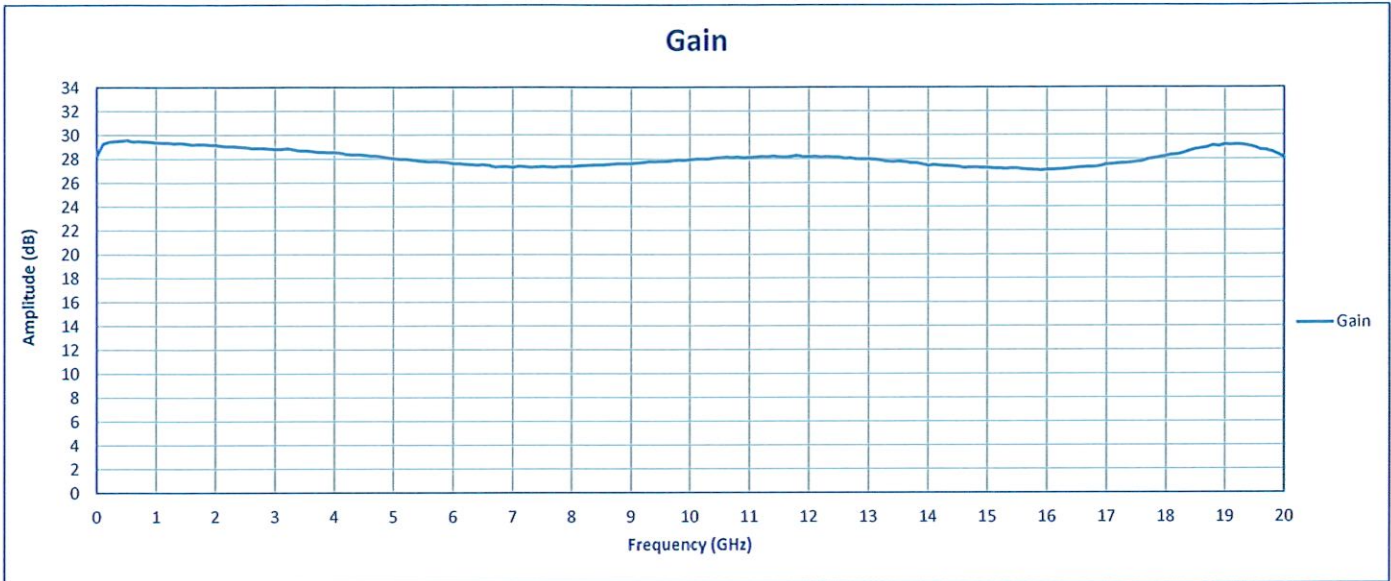
Tested By: Darwin Martinez-Castro  
Temperature: +25° C  
Date: 9/25/2025  
Drawing No: 27641260 REV: A2

TEST ITEM NO.	PARAMETERS	SPECIFIED VALUE	Test Results	QA QC
1	Frequency Range:	10 MHz to 20.0 GHz	10 MHz to 20.0 GHz	PMI QA4
2	Gain:	26 dB Min. (10 MHz to 18 GHz) 28 dB Min. (18 to 20 GHz)	+27 dB Min. +28.1 dB Min. See Graph	
3	Gain Flatness: (@ any Operating Temp.)	±2.2 dB Max. (10 MHz to 18 GHz) ±3 dB Max. (10 MHz to 20 GHz)	±1.27 dB ±0.55 dB See Graph	
4	Noise Figure:	3.0 dB Typ. (20MHz to 0.5 GHz) 2.5 dB Typ. (0.5 to 18 GHz) 3.3 dB Typ. (18 to 20 GHz)	4.06 dB	
			2.04 dB	
			2 dB See Graph	
5	OP1dB:	+14 dBm Typ. (10MHz to 18 GHz) +13 dBm Typ. (18 to 20 GHz)	+16.84 dBm	
			+14.39 dBm See Graph	
6	Psat	+15 dBm Typ. (10MHz to 18 GHz) +14 dBm Typ. (18 to 20 GHz)	+17.74 dBm	
			+15.64 dBm See Graph	
7	OIP3:	+25 dBm Typ. (10MHz to 18 GHz) +23 dBm Typ. (18 to 20 GHz)	Pass See typical Characteristics	
8	VSWR Input	2.0:1 Max. (10MHz to 18 GHz) 2.2:1 Typ. (18 to 20 GHz)	1.77:1	
			1.68:1 See Graph	
9	VSWR Output:	2.1:1 Max. (10 MHz to 18 GHz) 2.4:1 Max. (18 GHz to 20 GHz)	1.99:1	
			2.14:1 See Graph	
10	Second Harmonic: (-30dBm Input Power) (at P1dB) (+5dBm Over P1dB) (+10dBm Over P1dB) (+15dBm Over P1dB)	70 dBc Typ. 12 dBc Typ. 12 dBc Typ. 12 dBc Typ. 12 dBc Typ.	Pass See typical Characteristics	
11	Reverse Isolation:	36 dB Min. (10 MHz to 18 GHz) 35 dB Min. (18 to 20 GHz)	38 dB 37 dB See Graph	
12	DC Supply:	+5 VDC @ 120 mA Max	120 mA	PMI QA4

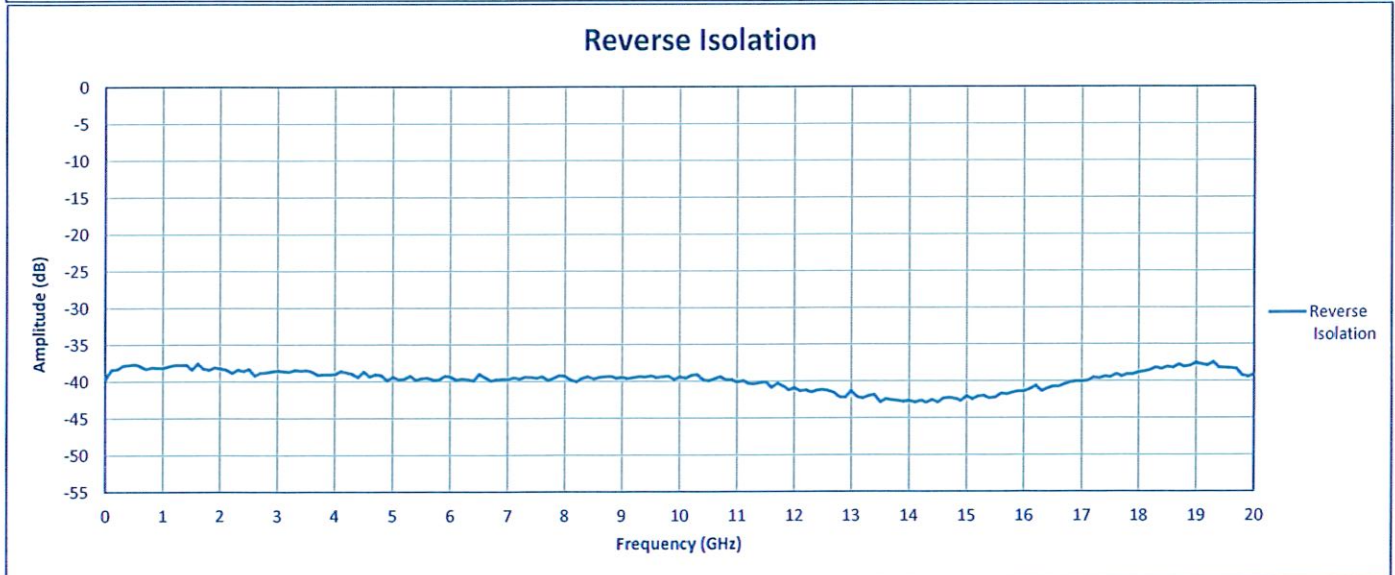
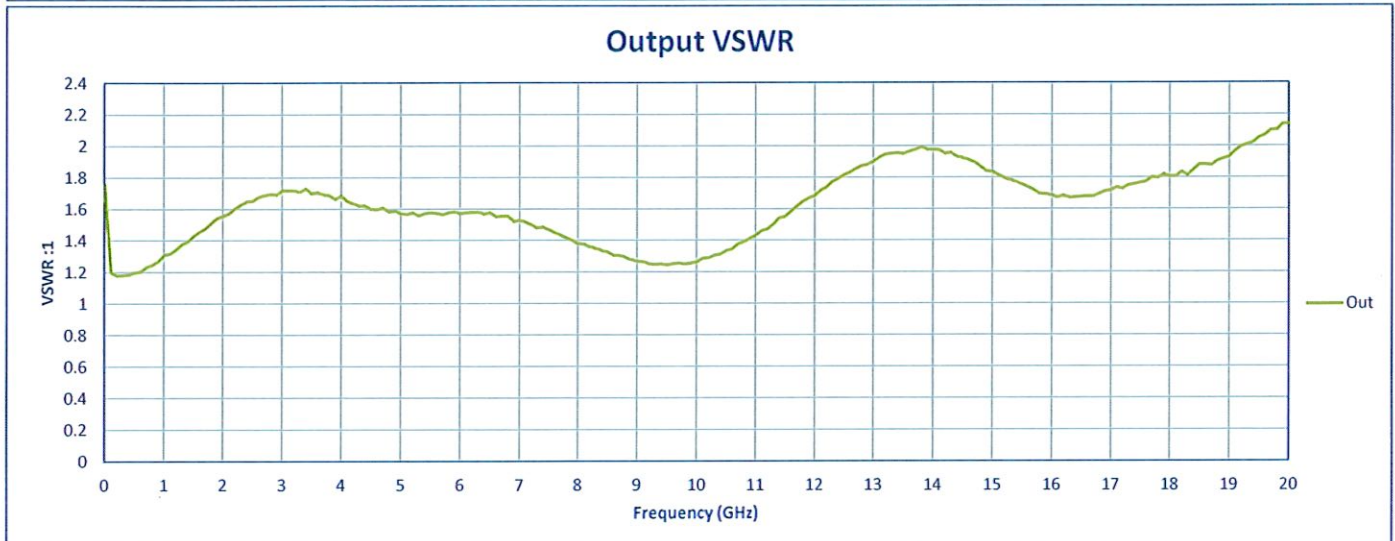
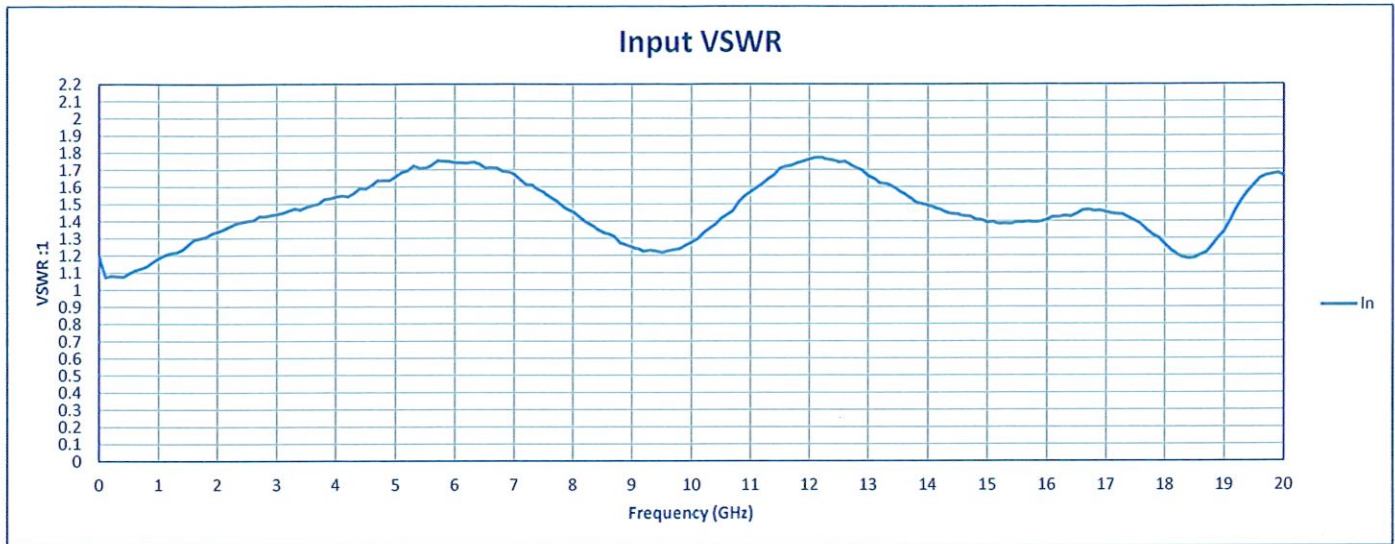
QA/QC Approval: *Carmen Kelly*

Date: 9/26/25

**SUMMARY TEST DATA  
ON  
PLNA-30-10M20-292FF**



**SUMMARY TEST DATA  
ON  
PLNA-30-10M20-292FF**



**SUMMARY TEST DATA  
ON  
PLNA-30-10M20-292FF**

