

**SUMMARY TEST DATA  
ON  
PEC-14-2G18G-4-27-15-SFF**

Customer: \_\_\_\_\_  
 SO No: \_\_\_\_\_  
 Model No: PEC-14-2G18G-4-27-15-SFF  
 Serial No: PL56273/2546

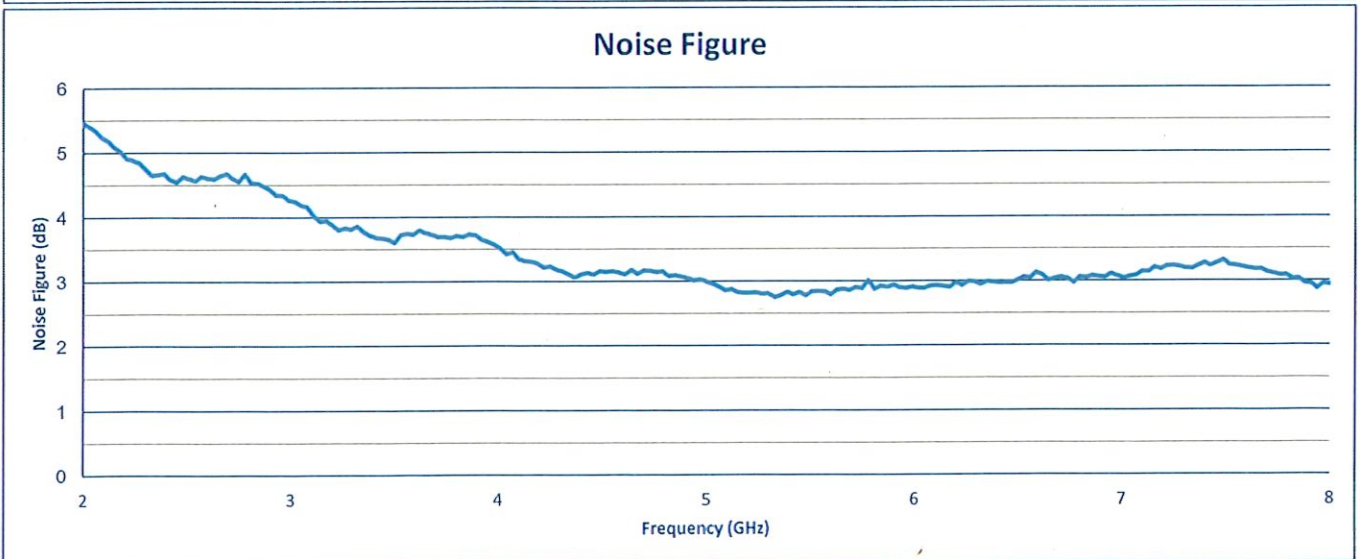
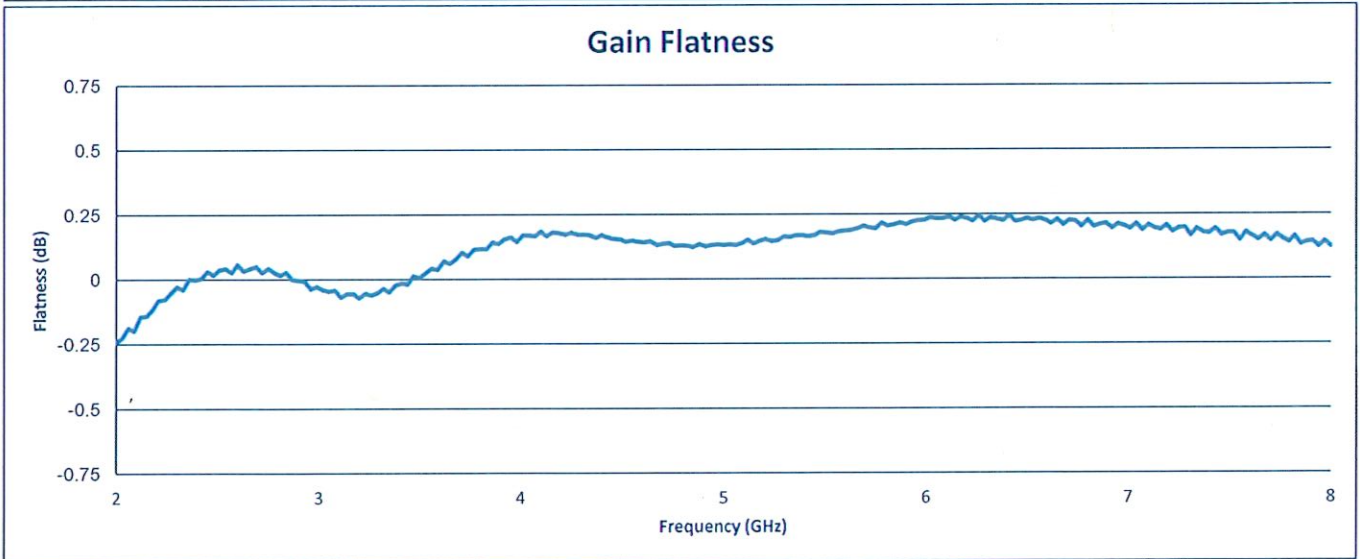
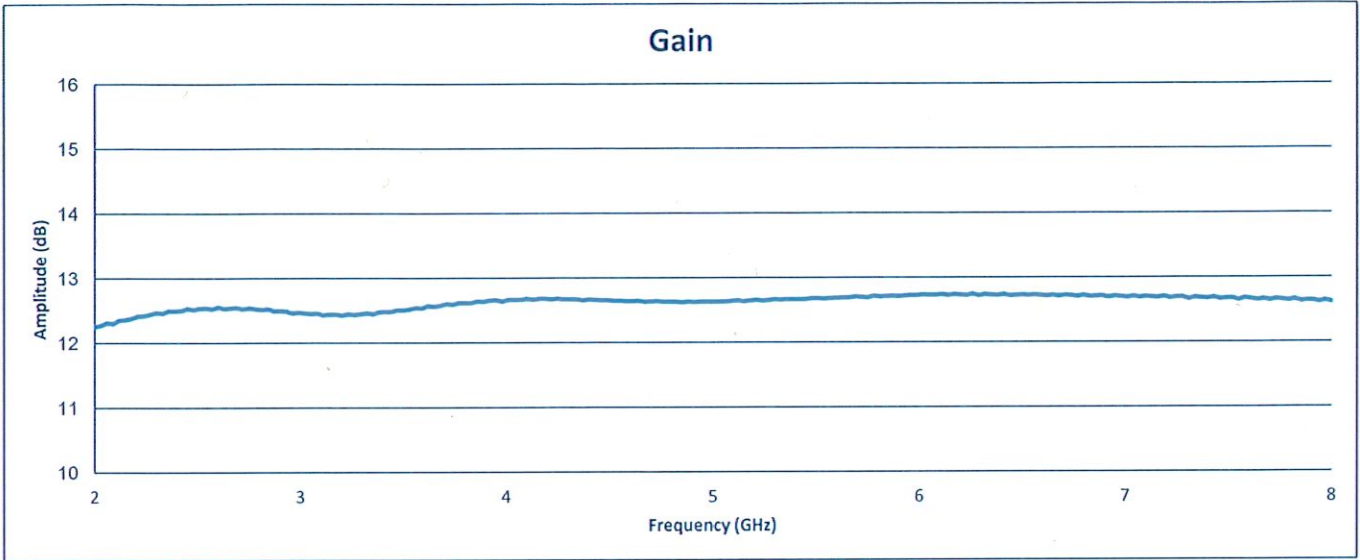
Tested By: W. Gonzalez  
 Temperature: +25°C  
 Date: 11/12/2025  
 Drawing No: 27646180      REV: A1

TEST ITEM NO.	PARAMETERS	SPECIFIED VALUE	Test Results	QA QC
1	Frequency Range:	2.0 to 8.0 GHz	2.0 to 8.0 GHz	PMI QA5
2	Gain:	13 dB ±1.5 dB Max.	12.7 dB Max. 12.3 dB Min. See Plot	
3	Gain Flatness:	±0.75 dB Max.	±0.24 dB See Plot	
4	Noise Figure:	6.0 dB Max. (2-3 GHz) 5.0 dB Max. (3-5 GHz) 4.5 dB Max. (5-8 GHz)	5.5 dB (2-3 GHz) 4.2 dB (3-5 GHz) 3.3 dB (5-8 GHz) See Plot	
5	OP1dB:	+26 dBm Min.	+26.4 dBm See Plot	
6	VSWR: (In/Out)	2.0:1 Max.	1.43:1 In 1.75:1 Out See Plot	
7	Input Power:	+27 dBm CW Max.	See Typical Characteristics	
8	DC Supply	+11.3 V @ 360 mA Typ.*	290 mA	

\*No Internal Voltage Regulation or Reverse Protection

QA/QC Approval: *Jordan [Signature]*

Date: 11-24-25



**SUMMARY TEST DATA  
ON  
PEC-14-2G18G-4-27-15-SFF**

