

**SUMMARY TEST DATA
ON
PEC-30-2R04R0-1R5-21-8V-SFF-HS**

Customer: _____
 SO No: _____
 Model No: PEC-30-2R04R0-1R5-21-8V-SFF-HS
 Serial No: PL56535/2547

Tested By: A. Mousavi
 Temperature: +25° C
 Date: 11/18/2025
 Drawing No: 27624125 REV: A1

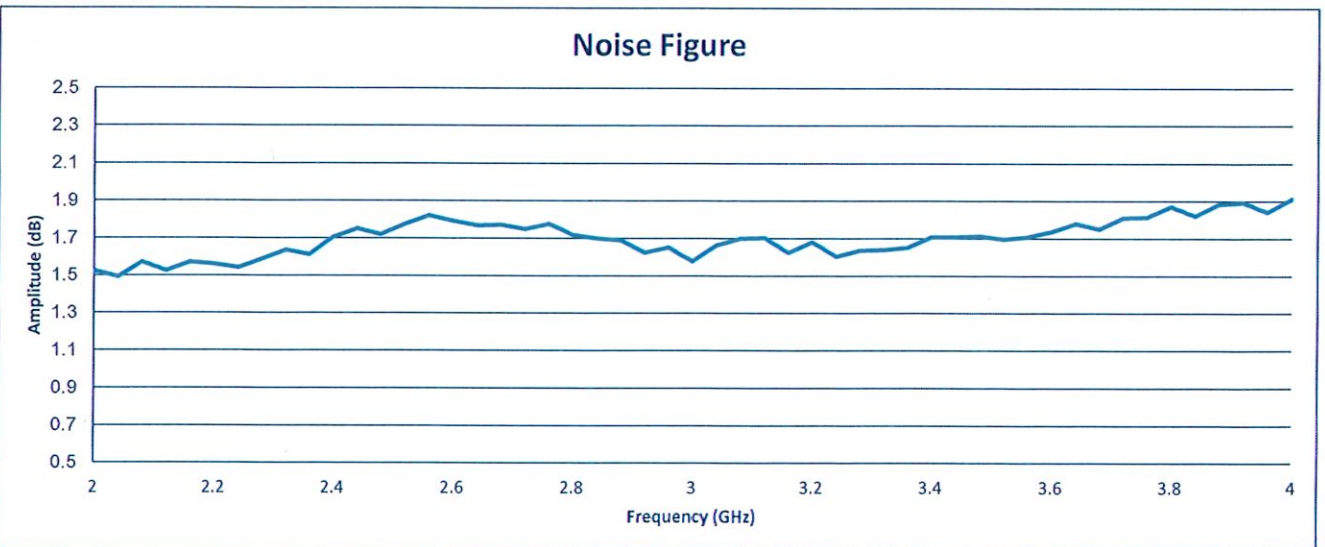
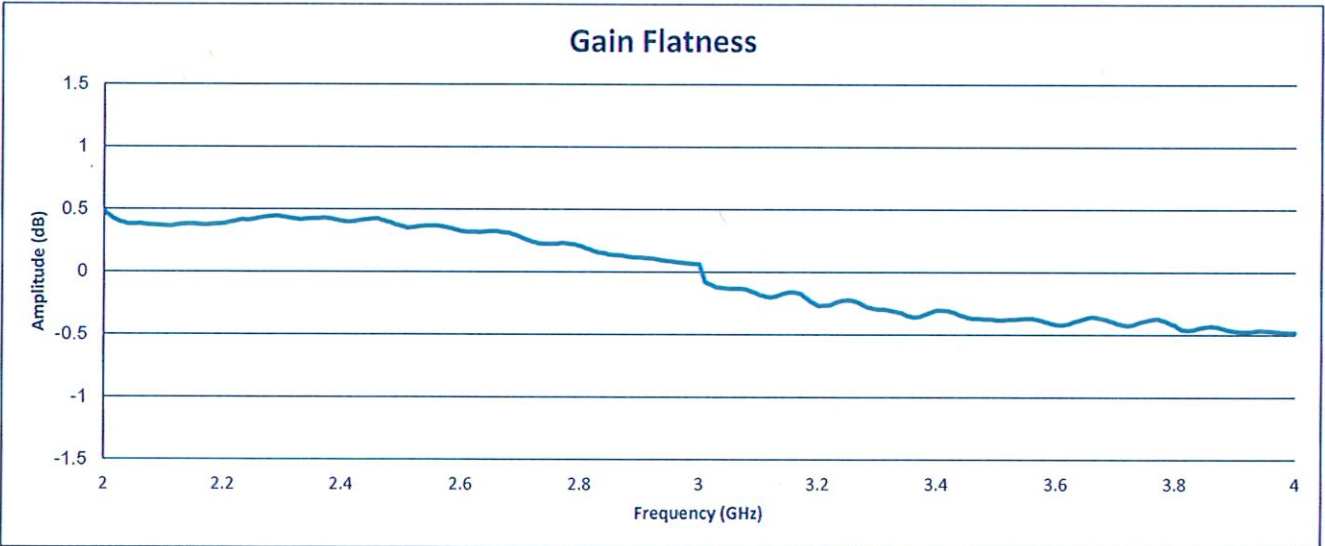
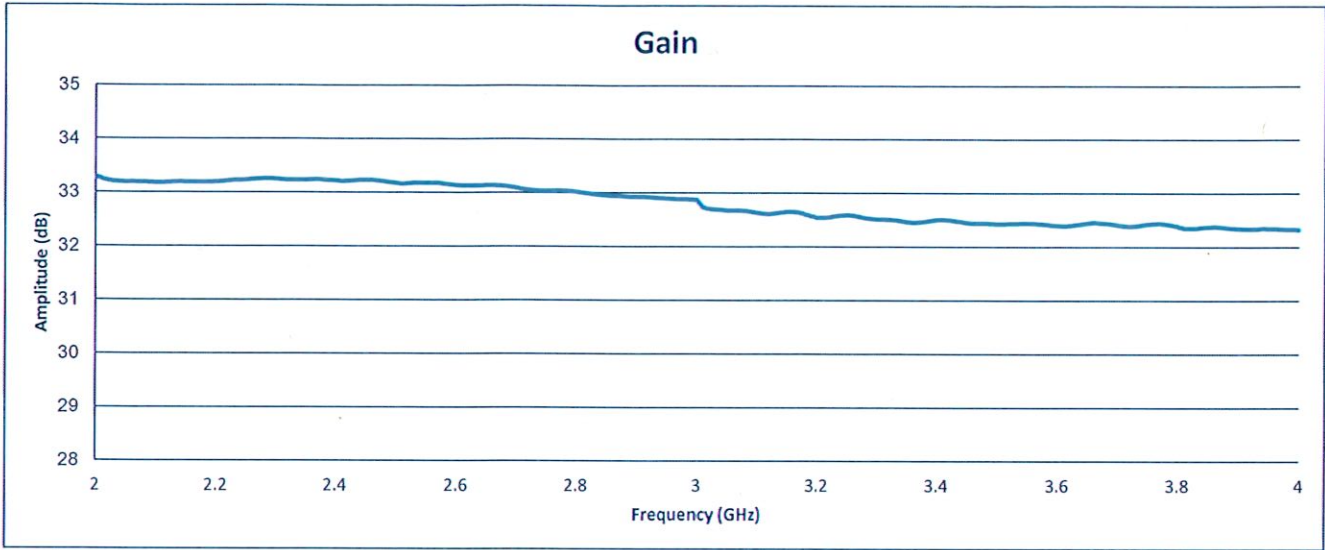
TEST ITEM NO.	PARAMETERS	SPECIFIED VALUE	Test Results	QA QC	
1	Frequency Range:	2 GHz – 4 GHz	2 GHz – 4 GHz	PMI QA2	
2	Gain:	30dB Min.	33.3 dB Max. 32.3 dB Min. See Plot		
3	Gain Flatness:	±1.0dB Max.	±0.48 dB See Plot		
4	Noise Figure:	1.5dB Typ.	1.9 dB See Plot		
5	OP1dB:	+21dBm Min.	23.89 dBm See Graph		
6	VSWR Input/Output:	2.0:1 Max	1.6:1 In 1.3:1 Out See Plot		
7	Input Power:	+12dBm CW Max.	Pass See typical characteristic		
8	DC Supply (See Note 1):	+7.8 to 8.2VDC @ 380mA Max.	+8 VDC @ 330 mA		PMI QA2

* Note 1: No internal voltage regulation or reverse voltage protection. +8.5 maximum or damage will occur.

QA/QC Approval:  PMI
QA2

Date: 11/20/2025

SUMMARY TEST DATA
ON
PEC-30-2R04R0-1R5-21-8V-SFF-HS



**SUMMARY TEST DATA
ON
PEC-30-2R04R0-1R5-21-8V-SFF-HS**

