



SUMMARY TEST DATA ON PEC-30-2R04R0-1R5-21-8V-SFF-HS

Customer: _____
 SO No: _____
 Model No: PEC-30-2R04R0-1R5-21-8V-SFF-HS
 Serial No: PL56537/2547

Tested By: A. Mousavi
 Temperature: +25° C
 Date: 11/18/2025
 Drawing No: 27624125 REV: A1

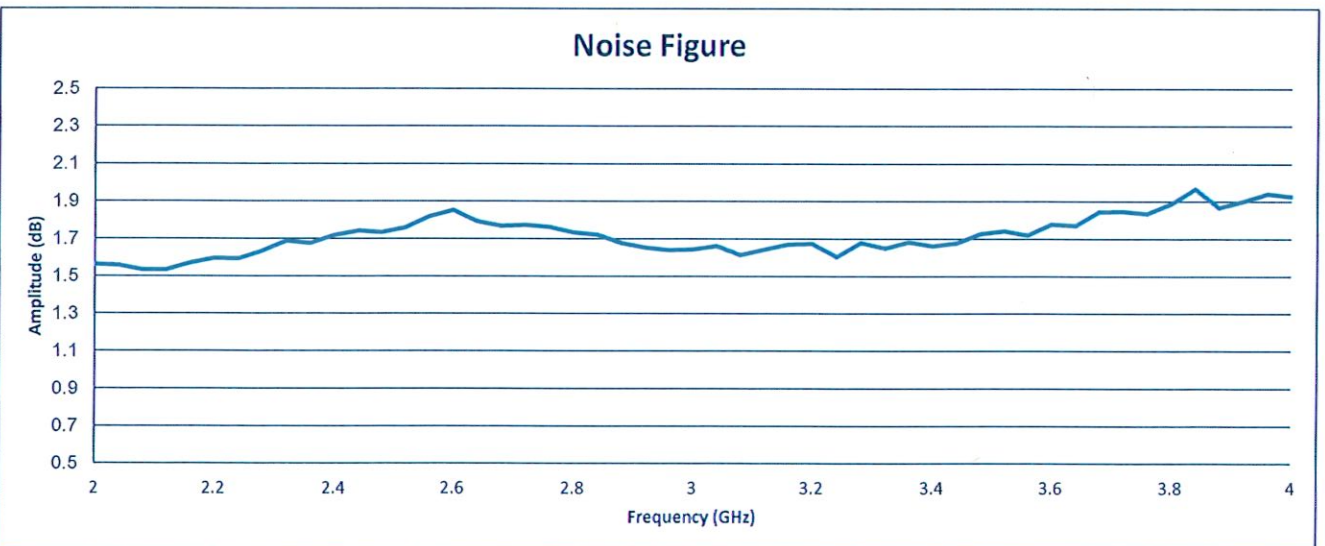
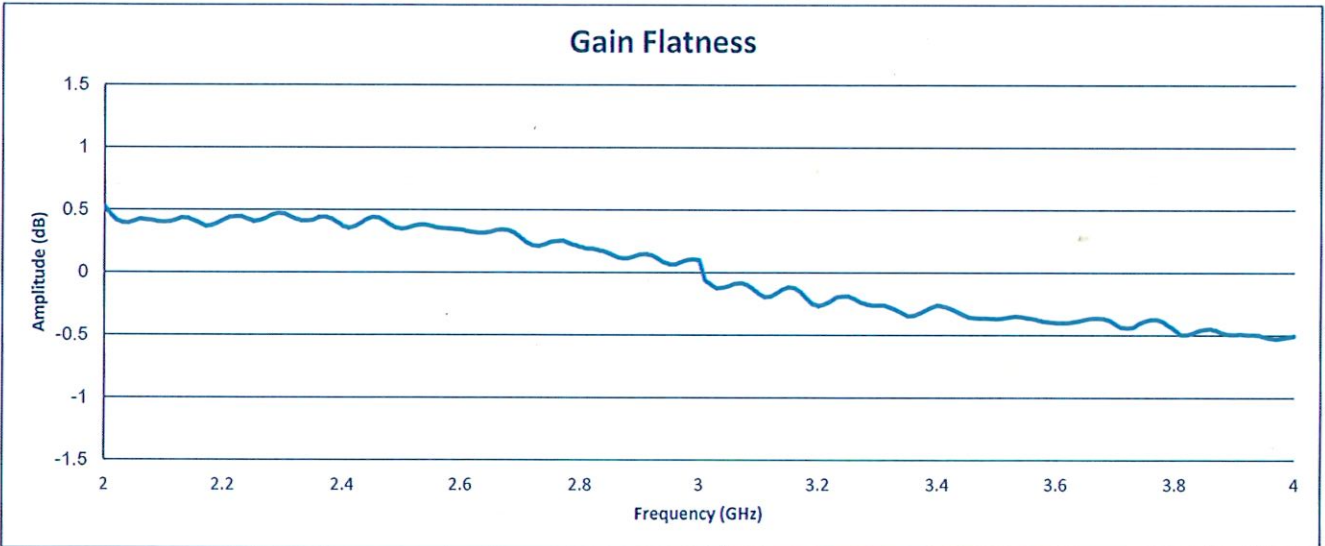
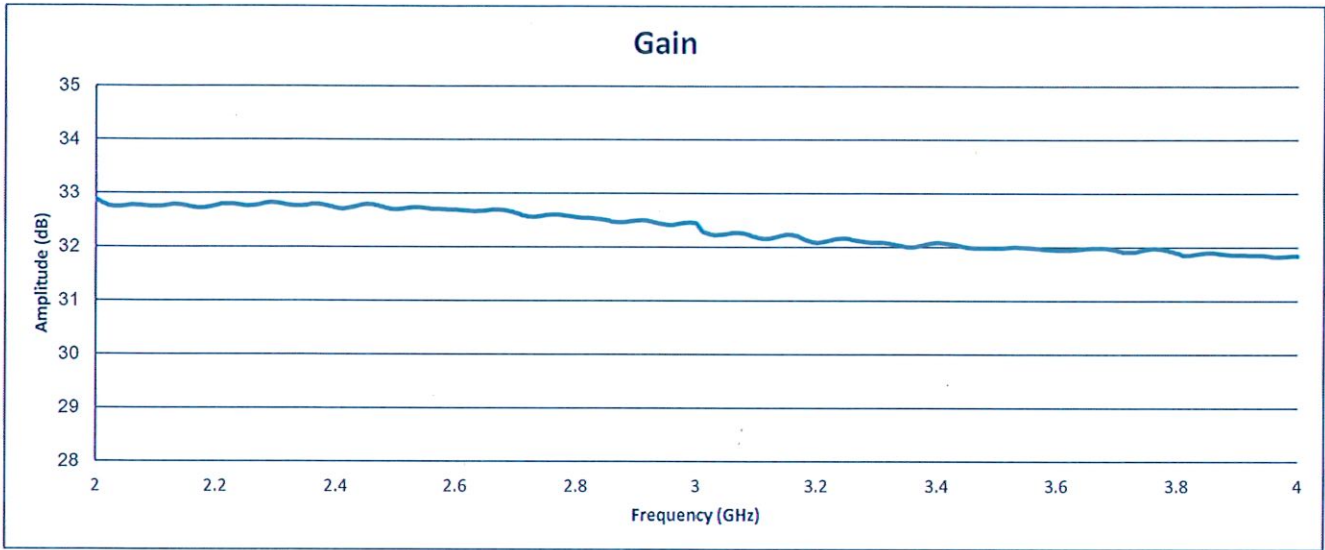
| TEST ITEM NO. | PARAMETERS | SPECIFIED VALUE | Test Results | QA QC |
|---------------|-------------------------|-----------------------------|--|------------|
| 1 | Frequency Range: | 2 GHz – 4 GHz | 2 GHz – 4 GHz | PMI QA2 |
| 2 | Gain: | 30dB Min. | 32.9 dB Max. 31.8 dB Min. See Plot | PMI QA2 |
| 3 | Gain Flatness: | ±1.0dB Max. | ±0.53 dB See Plot | |
| 4 | Noise Figure: | 1.5dB Typ. | 2 dB See Plot | |
| 5 | OP1dB: | +21dBm Min. | 24.01 dBm See Graph | |
| 6 | VSWR Input/Output: | 2.0:1 Max | 1.5:1 In 1.3:1 Out See Plot | |
| 7 | Input Power: | +12dBm CW Max. | Pass See typical characteristic | |
| 8 | DC Supply (See Note 1): | +7.8 to 8.2VDC @ 380mA Max. | +8 VDC @ 290 mA | |

* Note 1: No internal voltage regulation or reverse voltage protection. +8.5 maximum or damage will occur.

QA/QC Approval:  PMI QA2

Date: 11/20/2025

SUMMARY TEST DATA
ON
PEC-30-2R04R0-1R5-21-8V-SFF-HS



**SUMMARY TEST DATA
ON
PEC-30-2R04R0-1R5-21-8V-SFF-HS**

