

**SUMMARY TEST DATA  
ON  
PE2-30-3R58R5-1R5-10-12-SFF**

Customer: \_\_\_\_\_  
SO No: \_\_\_\_\_  
Model No: PE2-30-3R58R5-1R5-10-12-SFF  
Serial No: PL57285/2602

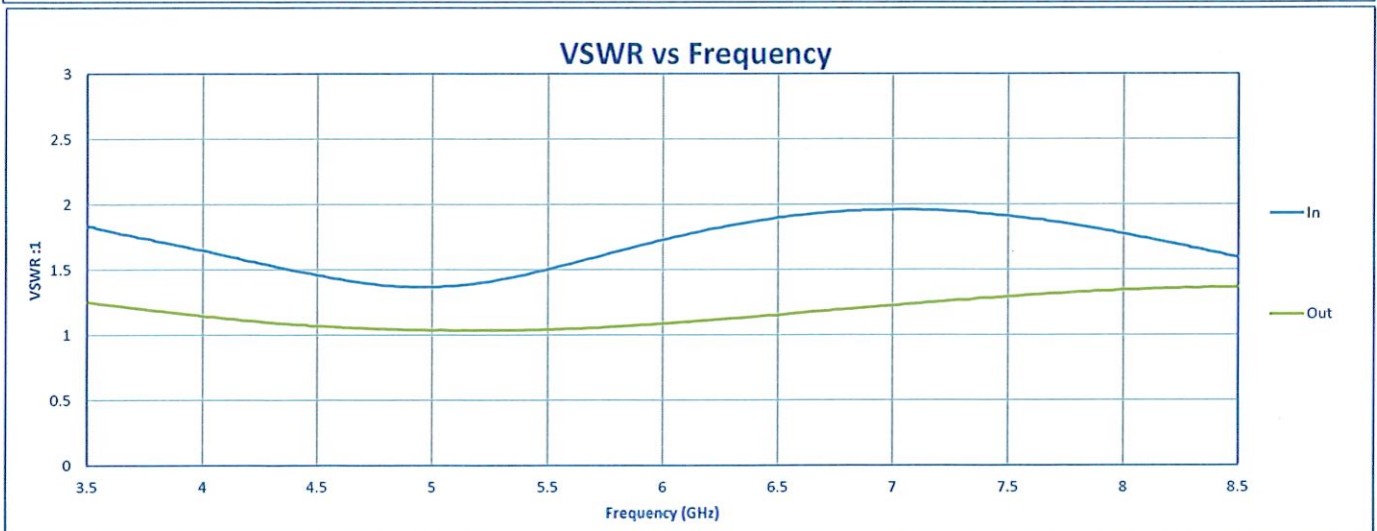
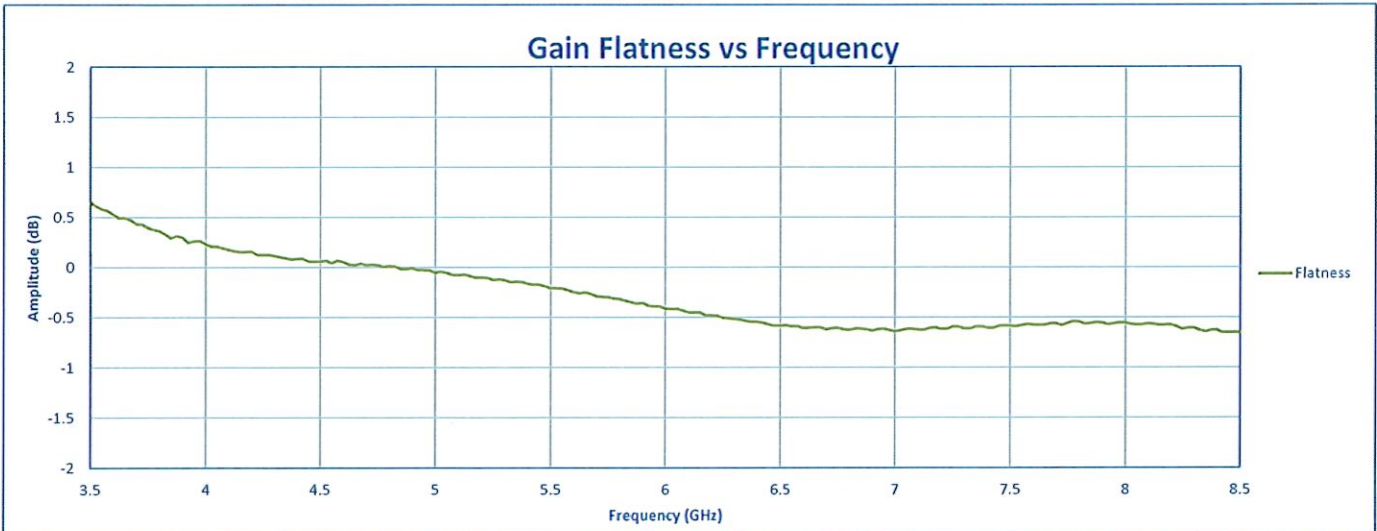
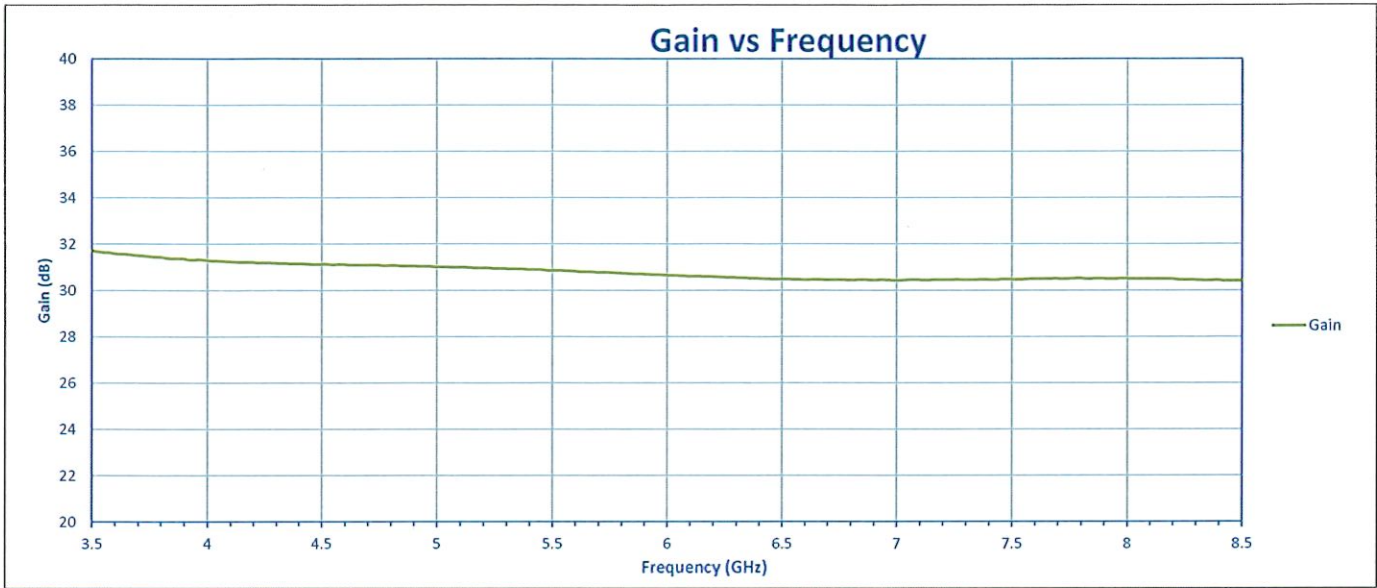
Tested By: A. Mousavi  
Temperature: +25°C  
Date: 1/10/2026  
Drawing No: 27605444 REV: A1

TEST ITEM NO	PARAMETERS	SPECIFIED VALUE	Test Results	QA QC
1	Frequency Range:	3.5 TO 8.5 GHz	3.5 TO 8.5 GHz	PMI QA/QC
2	Gain:	32 dB TYP 30 dB Min	+ 31.71 dB Max. + 30.41 dB Min. See Graph	
3	Gain Flatness:	±1.5 dB Max.	±0.65 dB See Graph	
4	Noise Figure :	2.5 dB MAX	2.05 dB See Graph	
5	OP1dB:	+14 dBm MIN	+ 14.77 dBm See Graph	
6	VSWR: (Input/Output)	2.0:1 Max.	1.96 :1 (In)	
			1.37 :1 (Out)	
			See Graph	
7	DC Supply:	+12 to +15 VDC @ 200 mA MAX	+12 to +15 VDC @ 180 mA	PMI QA/QC

QA/QC Approval: *Carnering Kelum*

Date: 1/15/26

**SUMMARY TEST DATA  
ON  
PE2-30-3R58R5-1R5-10-12-SFF**



# SUMMARY TEST DATA ON PE2-30-3R58R5-1R5-10-12-SFF

