

**SUMMARY TEST DATA
ON
PE2-30-3R58R5-1R5-10-12-SFF**

Customer: _____
 SO No: _____
 Model No: PE2-30-3R58R5-1R5-10-12-SFF
 Serial No: PL57286/2602

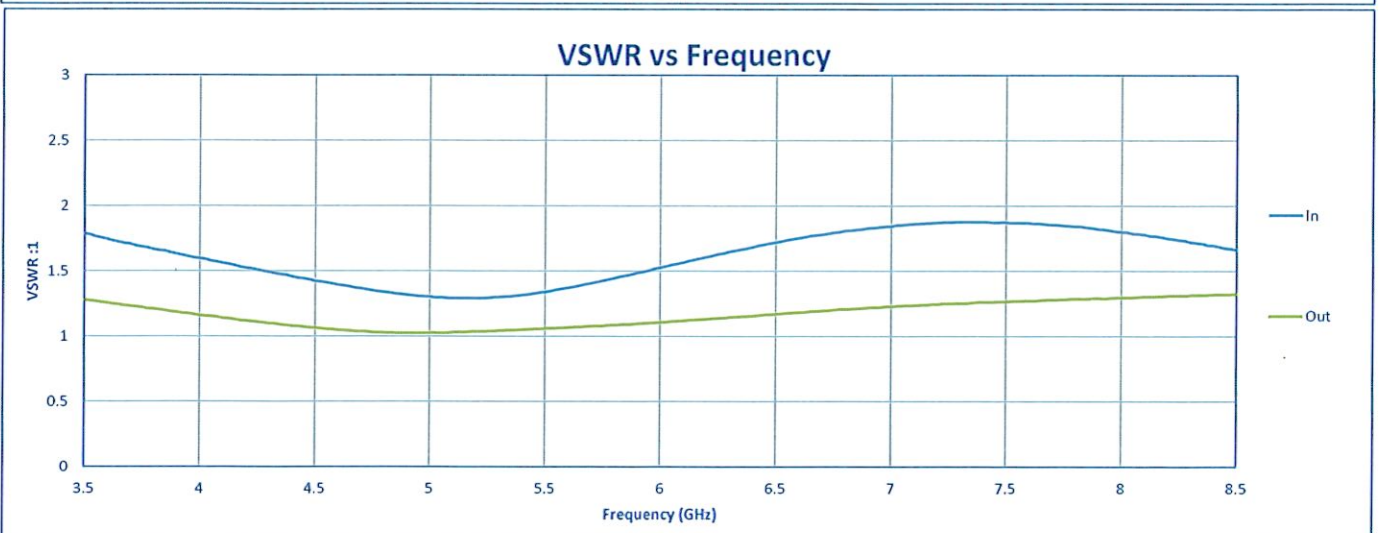
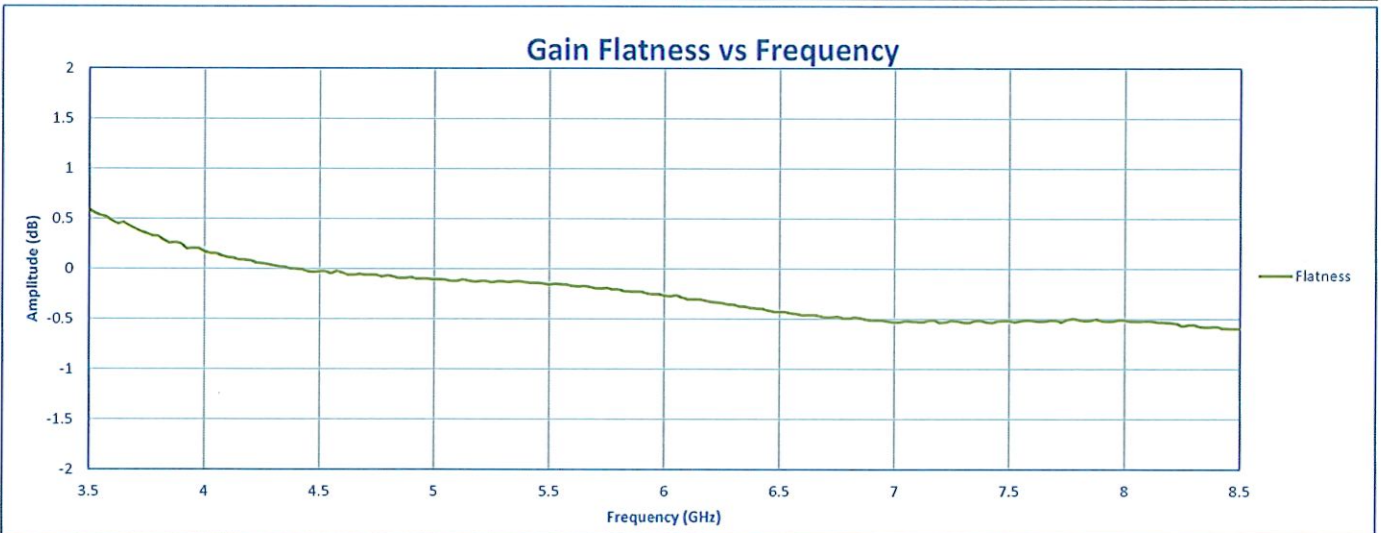
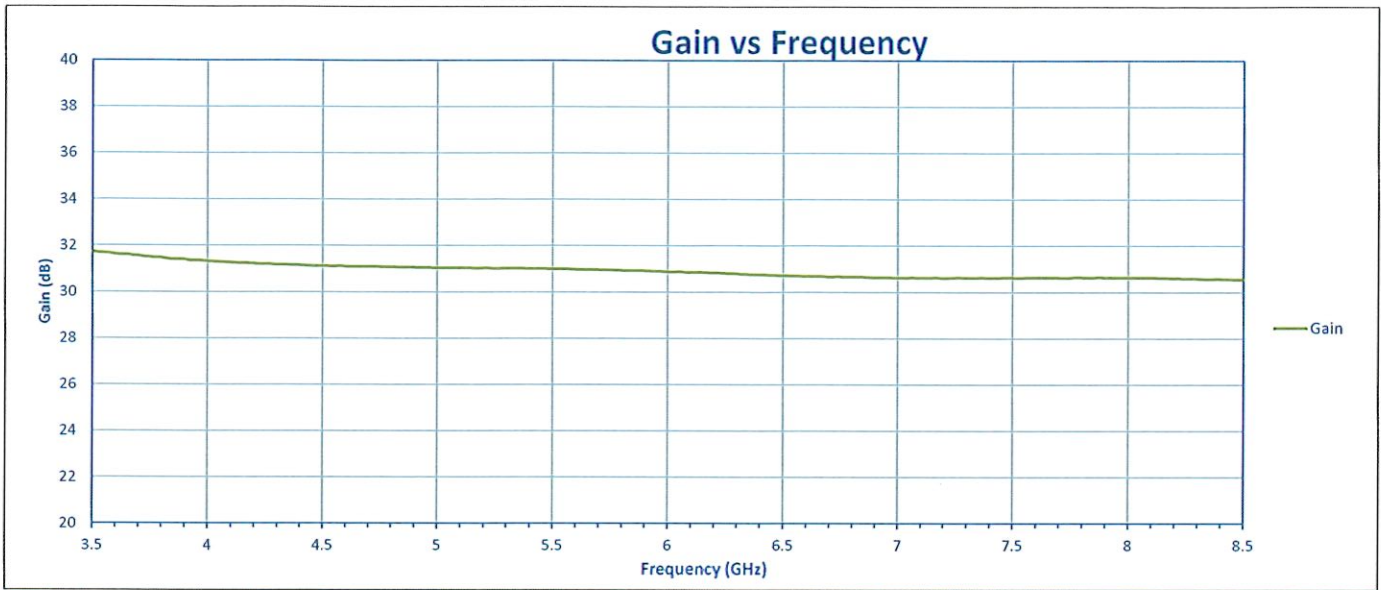
Tested By: A. Mo usavi
 Temperature: +25°C
 Date: 1/10/2026
 Drawing No: 27605444 REV: A1

TEST ITEM NO	PARAMETERS	SPECIFIED VALUE	Test Results	QA QC
1	Frequency Range:	3.5 TO 8.5 GHz	3.5 TO 8.5 GHz	PMI QA4
2	Gain:	32 dB TYP 30 dB Min	+ 31.75 dB Max. + 30.55 dB Min. See Graph	
3	Gain Flatness:	±1.5 dB Max.	±0.6 dB See Graph	
4	Noise Figure :	2.5 dB MAX	1.98 dB See Graph	
5	OP1dB:	+14 dBm MIN	+ 15.67 dBm See Graph	
6	VSWR: (Input/Output)	2.0:1 Max.	1.88 :1 (In)	
			1.33 :1 (Out)	
			See Graph	
7	DC Supply:	+12 to +15 VDC @ 200 mA MAX	+12 to +15 VDC @ 180 mA	PMI QA4

QA/QC Approval: *Cumung King*

Date: 1/15/26

**SUMMARY TEST DATA
ON
PE2-30-3R58R5-1R5-10-12-SFF**



**SUMMARY TEST DATA
ON
PE2-30-3R58R5-1R5-10-12-SFF**

