



## SUMMARY TEST ON DD-10M18G-ZBS-SMF-ROHS

Customer: \_\_\_\_\_  
 SO No: \_\_\_\_\_  
 Model No: DD-10M18G-ZBS-SMF-ROHS  
 Serial No: PL57816/2606

Tested By: Alfredo Lopez  
 Temperature: +25°C  
 Date: 2/2/2026  
 Drawing No: \_\_\_\_\_ Rev: A1

TEST ITEM NO.	PARAMETERS	SPECIFIED VALUE	TEST RESULTS			QA QC
			+25°C	-55°C	+115°C	
1	Operating Frequency:	10 MHz to 18 GHz	10 MHz to 18 GHz	10 MHz to 18 GHz	10 MHz to 18 GHz	PMI QA2
2	Input VSWR:	1.5:1 Typ. 2.0:1 Max.	1.82 :1 See Graph	1.84 :1 See Graph	1.66 :1 See Graph	
3	Polarity	NEGATIVE	NEGATIVE			
4	Flatness	±1 dB Typ	±2.5 dB See Graph	±2.68 dB See Graph	±3.1 dB See Graph	
5	Sensitivity	0.5 ± 0.05 mV/μW Typ. Square-law region (-25 to -10 dBm)	0.87 mV/μW See Graph	0.83 mV/μW See Graph	0.84 mV/μW See Graph	
6	Maximum Input Power:	100 mW (+20 dBm)	Pass See Graphs	Pass See Graphs	Pass See Graphs	
7	TSS:	N/A	-50 dBm See Plot	/	/	
8	Capacitance	30 pF Typ. (With 50 Ω RG58 Cable ≤ 2 FT)	Pass	Pass	Pass	PMI QA2

Note 1: CW measurements performed with 50 Ω RF source and high-impedance output load.

Note 2: Pulsed measurements performed using an external 50 Ω termination through a T-connector for proper pulse shaping.  
 Output voltage measured at 1 MΩ oscilloscope input."

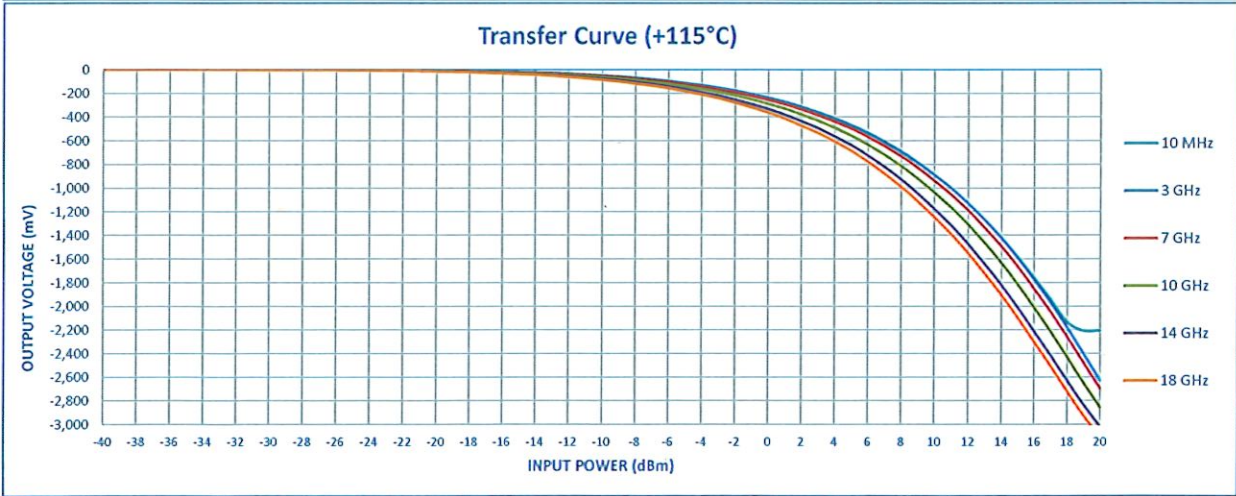
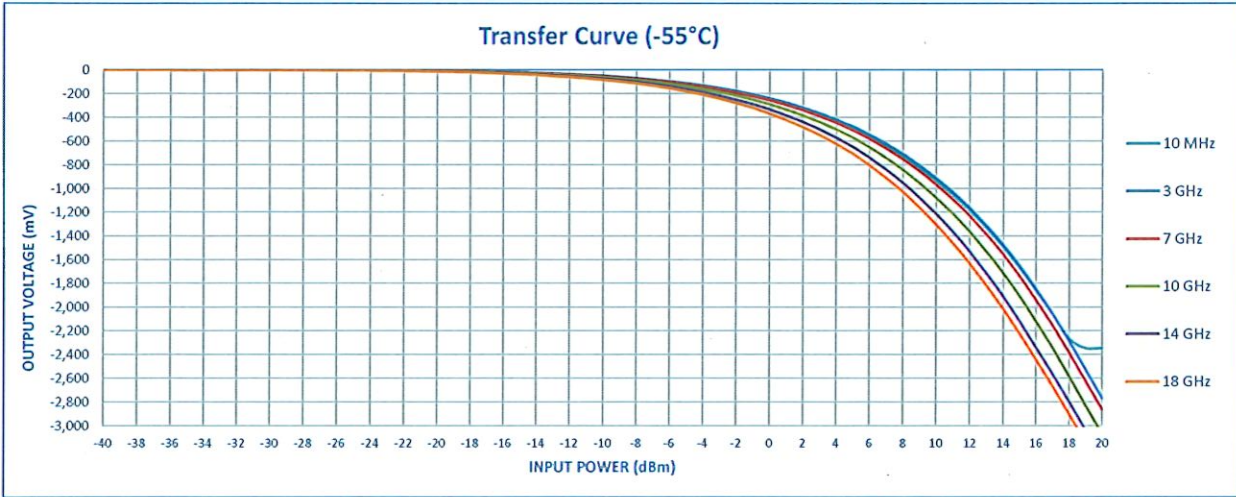
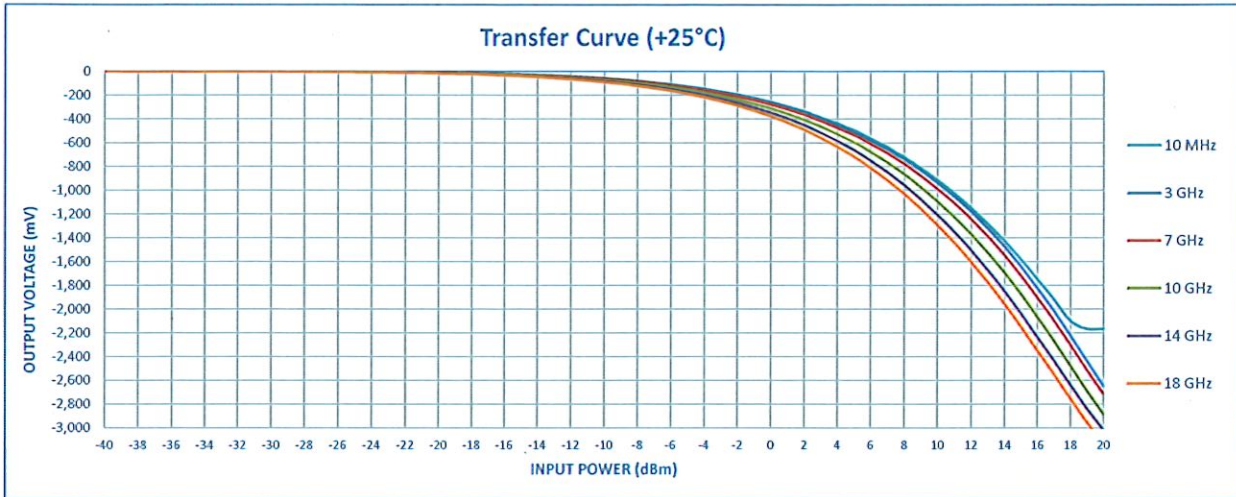
QA/QC Approval:

PMI  
QA2

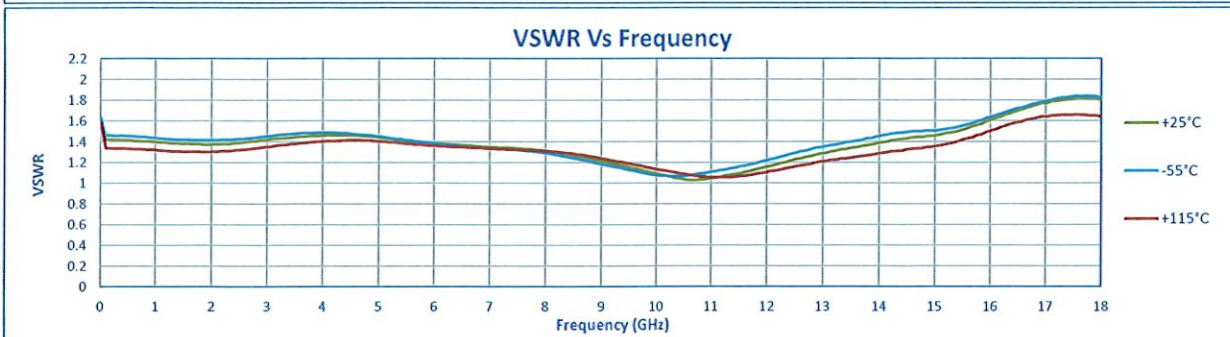
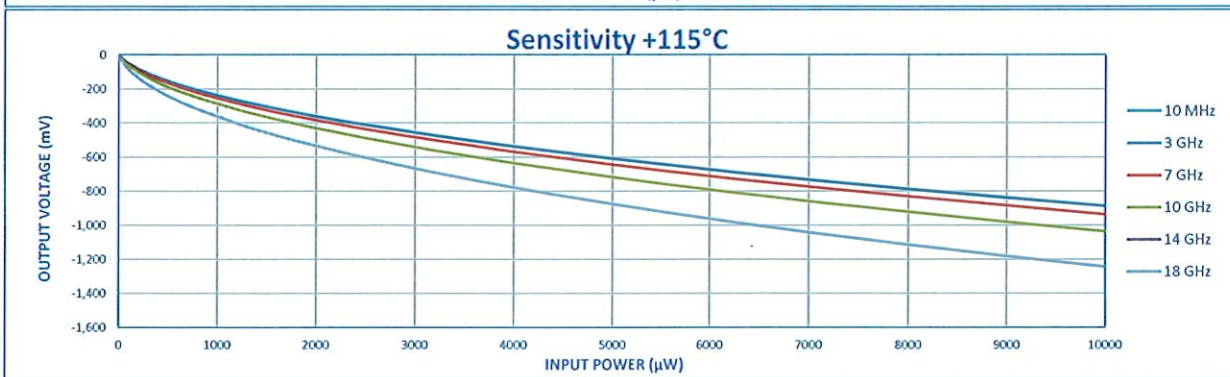
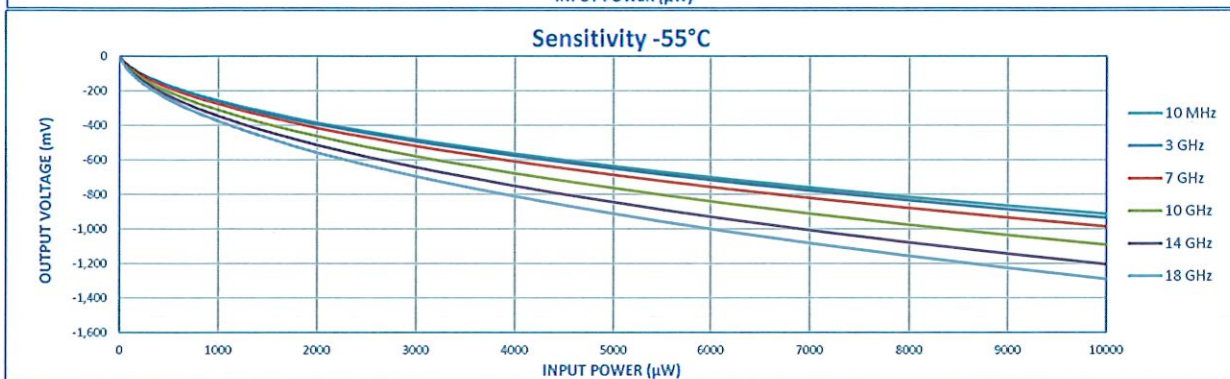
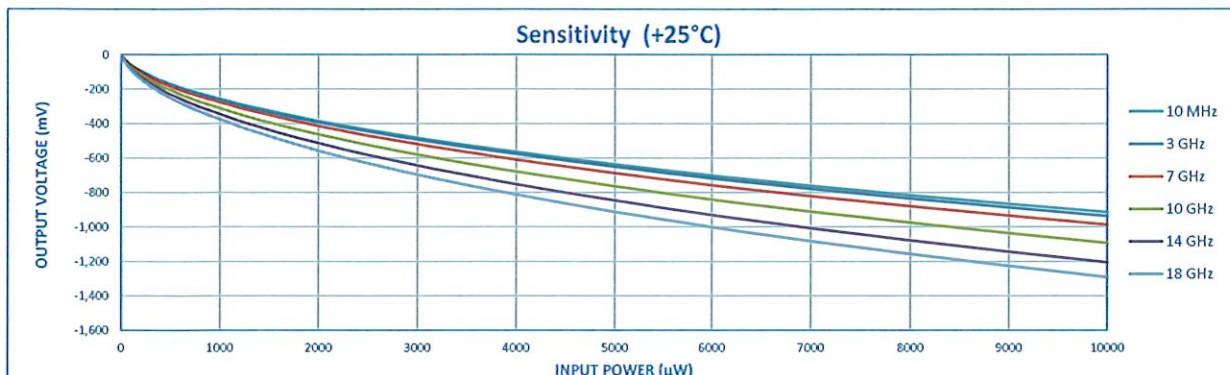
Date: 2/3/2026



### SUMMARY TEST ON DD-10M18G-ZBS-SMF-ROHS



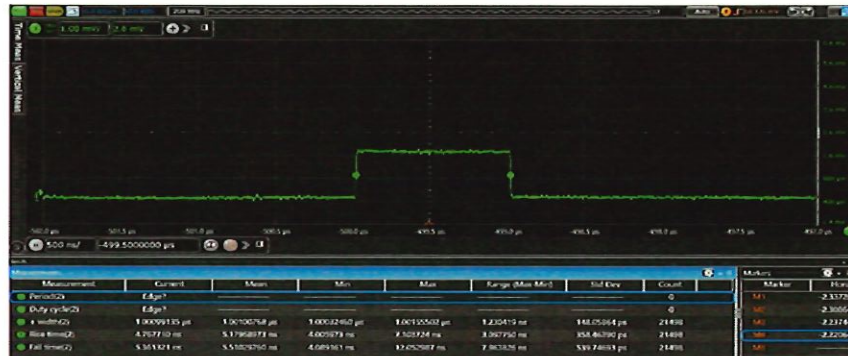
## SUMMARY TEST ON DD-10M18G-ZBS-SMF-ROHS



## SUMMARY TEST ON DD-10M18G-ZBS-SMF-ROHS

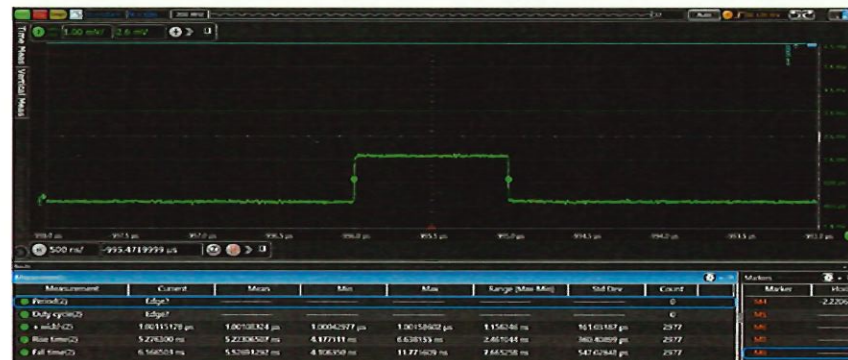
**Input Power -10dBm  
1µs PW, 1% Duty Cycle**

*Rise time - 4.76 ns  
Fall Time - 5.36 ns*



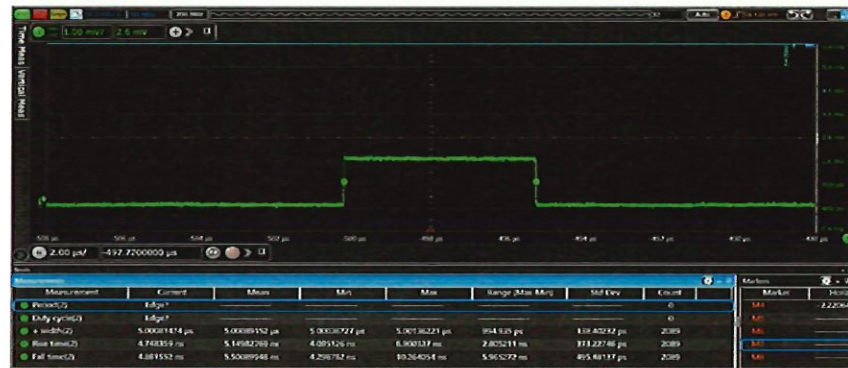
**Input Power -10dBm  
1µs PW, 25% Duty Cycle**

*Rise time - 5.27 ns  
Fall Time - 6.16 ns*



**Input Power -10dBm  
5µs PW, 1% Duty Cycle**

*Rise time - 4.75 ns  
Fall Time - 4.88 ns*



**Input Power -10dBm  
10µs PW, 10% Duty Cycle**

*Rise time - 4.84 ns  
Fall Time - 5.39 ns*



## SUMMARY TEST ON DD-10M18G-ZBS-SMF-ROHS

Input Power 0 dBm  
1µs PW, 1% Duty Cycle

Rise time - 3.62 ns  
Fall Time - 4.81 ns



Input Power 0 dBm  
1µs PW, 25% Duty Cycle

Rise time - 3.64 ns  
Fall Time - 4.79 ns



Input Power 0 dBm  
5µs PW, 1% Duty Cycle

Rise time - 3.61 ns  
Fall Time - 4.77 ns



Input Power 0 dBm  
10µs PW, 10% Duty Cycle

Rise time - 3.6 ns  
Fall Time - 4.82 ns



## SUMMARY TEST ON DD-10M18G-ZBS-SMF-ROHS

Input Power +10 dBm  
1µs PW, 1% Duty Cycle

Rise time - 3.42 ns  
Fall Time - 4.70 ns



Input Power +10 dBm  
1µs PW, 25% Duty Cycle

Rise time - 3.47 ns  
Fall Time - 4.79 ns



Input Power +10 dBm  
5µs PW, 1% Duty Cycle

Rise time - 3.46 ns  
Fall Time - 4.74 ns



Input Power +10 dBm  
10µs PW, 10% Duty Cycle

Rise time - 3.45 ns  
Fall Time - 4.72 ns





## SUMMARY TEST ON DD-10M18G-ZBS-SMF-ROHS

### Tangential Sensitivity (TSS)

5  $\mu$ s PW, 50% Duty Cycle  
Frequency (10 MHz to 18 GHz)  
Measured value (-50 dBm)

