

**SUMMARY TEST DATA**  
**ON**  
**P9T-500M40G-60-R-55-292FF-OPT1222**

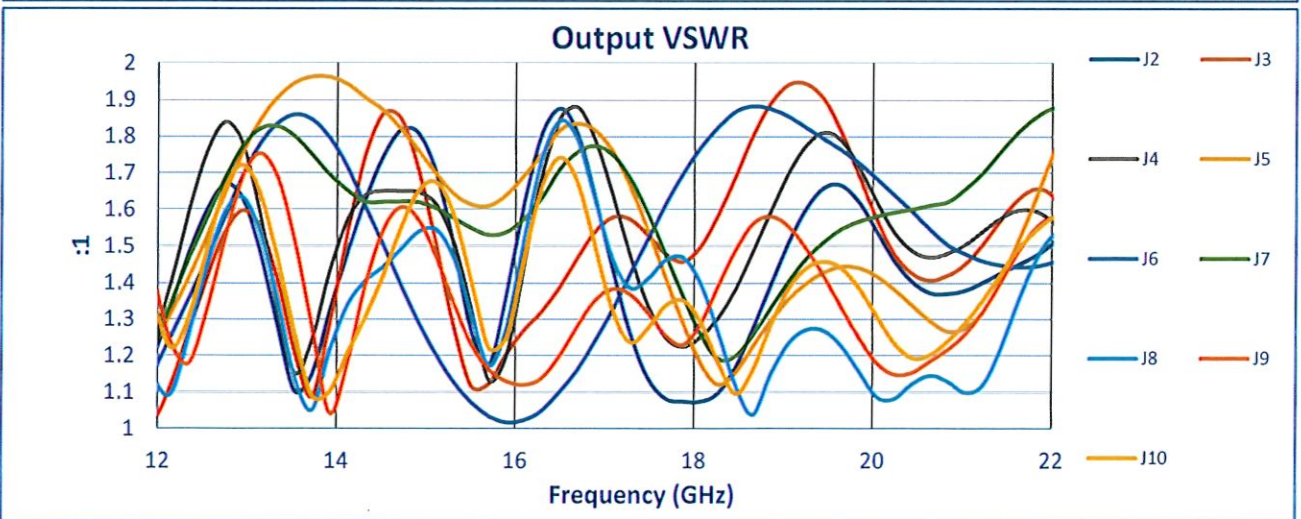
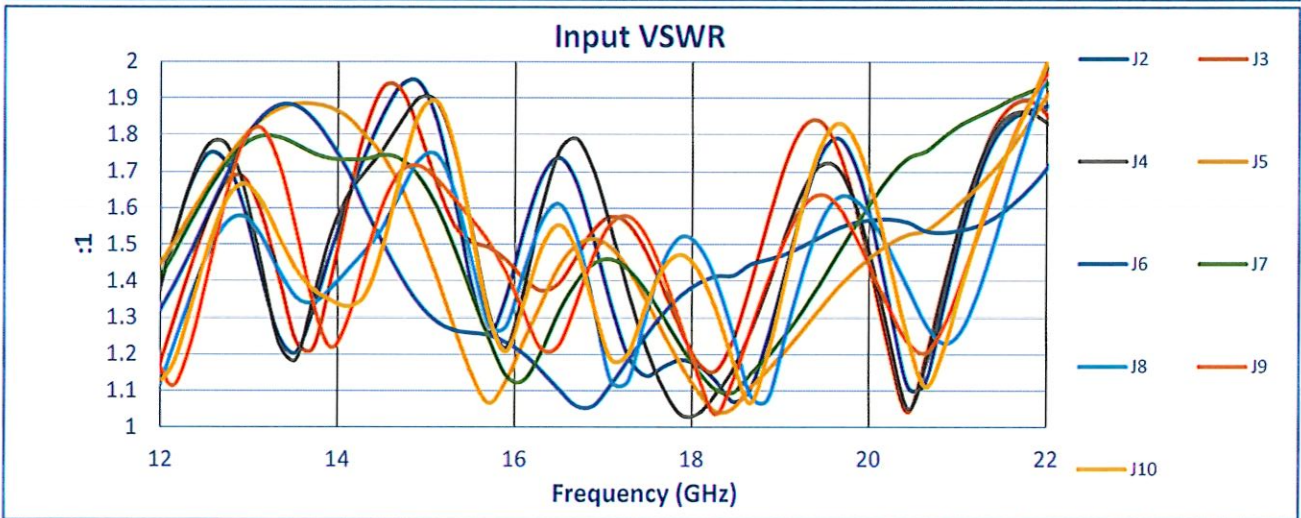
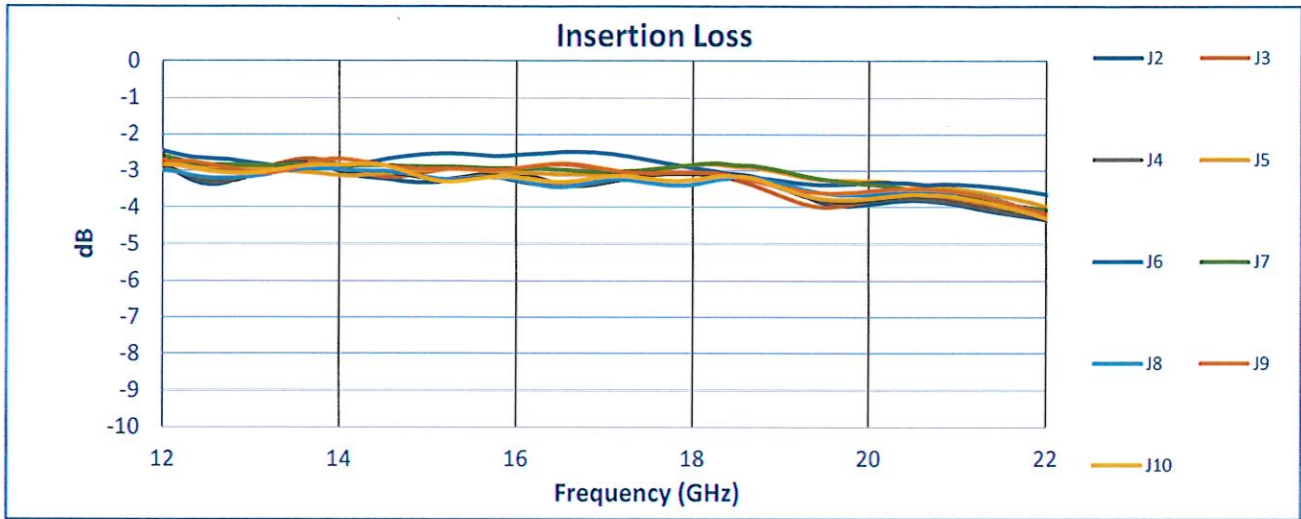
Customer: \_\_\_\_\_  
 SO No: \_\_\_\_\_  
 Model No: P9T-500M40G-60-R-55-292FF-OPT1222  
 Serial No: PL58087/2607

Tested By: A. Mousavi  
 Temperature: 25°C  
 Date: 2/14/2026  
 Drawing No: 27622363 Rev: A1

TEST ITEM NO.	PARAMETERS	SPECIFIED VALUE				TEST RESULTS	QA QC
1	Frequency Range	0.5 GHz to 40 GHz				0.5 GHz to 40 GHz	PMI QA4
2	Isolation	60 dB Min. (12 to 22 GHz)				73.9 dB	
3	Insertion Loss	6.5 dB Max. (12 to 22 GHz)				4.3 dB	
4	VSWR: In/Out	2:1 Max. (12 to 22 GHz)				2:1 In 2:1 Out	
5	Operating Power CW	20 dBm CW Max				Pass See Typical Characteristics	
6	Switching Speed Max	100 ns Typ				Pass See Typical Characteristics	
7	Power Supply	+5 VDC @ 450 mA Max. -5 VDC @ 75 mA Max				90 mA 10 mA	
8	Control (4 Line Decoded TTL):	Pins				Function	
		E1	E2	E3	E4	Low Loss Path	
		0	0	0	1	J1 to J2	
		0	0	1	0	J1 to J3	
		0	0	1	1	J1 to J4	
		0	1	0	0	J1 to J5	
		0	1	0	1	J1 to J6	
		0	1	1	0	J1 to J7	
		0	1	1	1	J1 to J8	
		1	0	0	0	J1 to J9	
1	0	0	1	J1 to J10			

QA/QC Approval: *Cameron Kelly*

Date: 02/17/2026



SUMMARY TEST DATA  
ON  
P9T-500M40G-60-R-55-292FF-OPT1222

