



SUMMARY TEST DATA
ON
APD-2-0D5G18G-30W-SFF-X4

Customer: _____
 SO No: _____
 Model NO: APD-2-0D5G18G-30W-SFF-X4
 Serial Set (4): PL58496-A/2611 PL58496-B/2611
 PL58496-C/2611 PL58496-D/2611

Tested By: Oliver K.
 Temperature: 25°C
 Date: 3/10/2026
 Drawing No: 27646160 Rev: A1

Test Item No.	Parameters	Specified Value	Test Results Unit A	Test Results Unit B	Test Results Unit C	Test Results Unit D	QA/QC
1	Frequency Range:	0.5 GHz - 18 GHz	0.5 GHz - 18 GHz	0.5 GHz - 18 GHz	0.5 GHz - 18 GHz	0.5 GHz - 18 GHz	PMI QA5
2	Insertion Loss:	1.5 dB MAX (Above 3.01 dB split)	0.89 dB (See Plot)	0.91 dB (See Plot)	0.98 dB (See Plot)	0.84 dB (See Plot)	
3	VSWR:	1.4:1 MAX (ALL PORTS)	1.25:1 (See Plot)	1.27:1 (See Plot)	1.29:1 (See Plot)	1.28:1 (See Plot)	
4	Isolation:	18 dB MIN	-19.13 dB (See Plot)	-19.13 dB (See Plot)	-18.93 dB (See Plot)	-19.44 dB (See Plot)	
5	Amplitude Balance:	±0.3 dB MAX	0.1 dB -0.1 dB (See Plot)	0.07 dB -0.07 dB (See Plot)	0.09 dB -0.09 dB (See Plot)	0.06 dB -0.06 dB (See Plot)	
6	Phase Balance:	±3° MAX	0.91 dB -0.91 dB (See Plot)	0.47 dB -0.47 dB (See Plot)	1.28 dB -1.28 dB (See Plot)	0.41 dB -0.41 dB (See Plot)	
7	Amplitude Tracking ¹ :	±0.3 dB	0.14 dB -0.14 dB (See Plot)				
8	Phase Tracking ¹ :	±5° MAX	3.52 dB -3.52 dB (See Plot)				PMI QA5

¹Phase and Amplitude Tracking: Same batch, only test port 1, then compare with the port 1 of the reference power divider (benchmark).
 * FOR ALL OTHER SPECIFICATIONS, SEE TYPICAL CHARACTERISTICS ON THE PMI WEBSITE

QA/QC Approval: *Jordan Meyer*

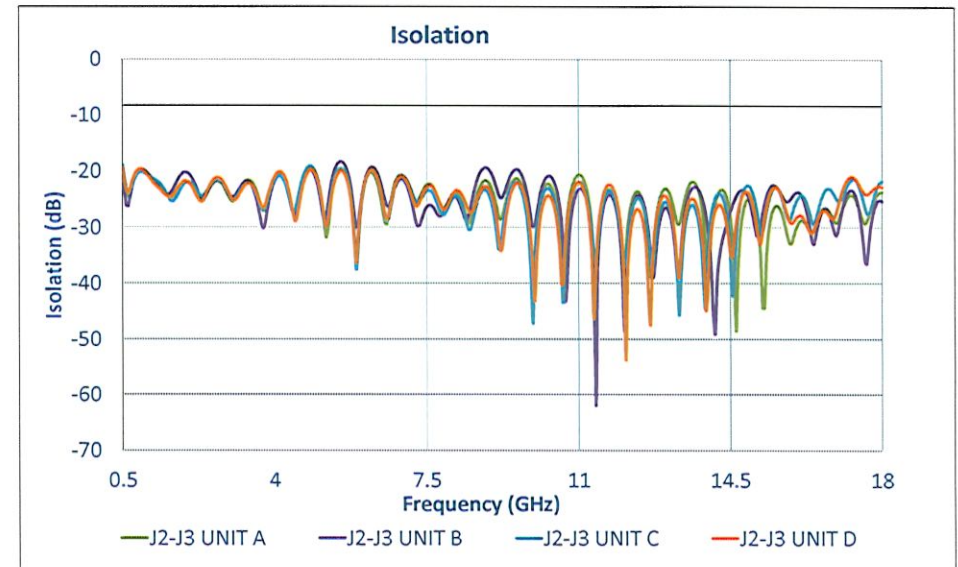
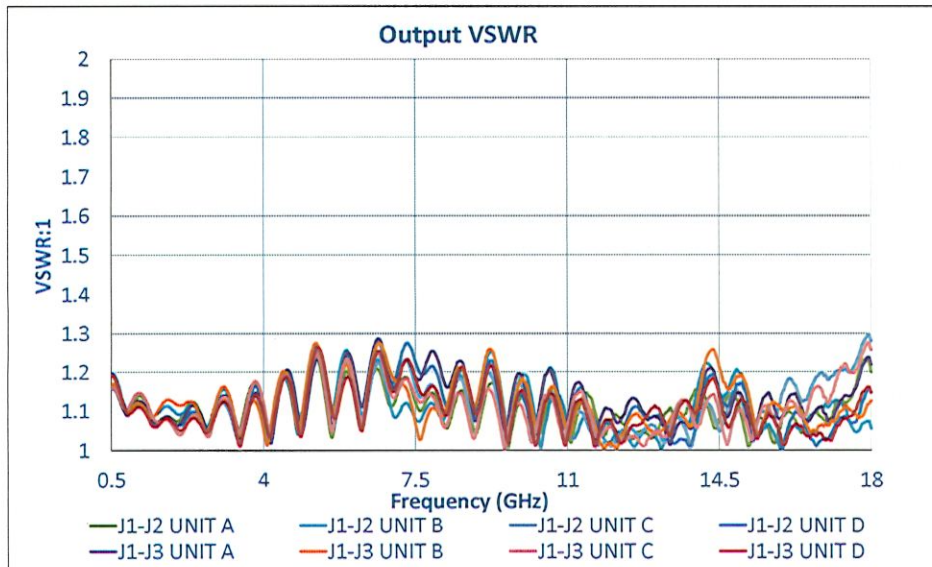
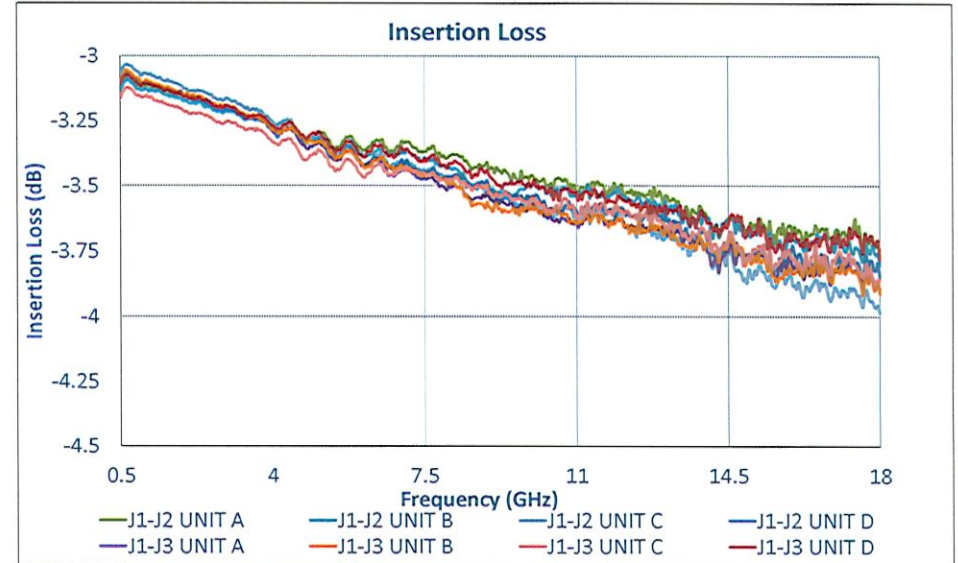
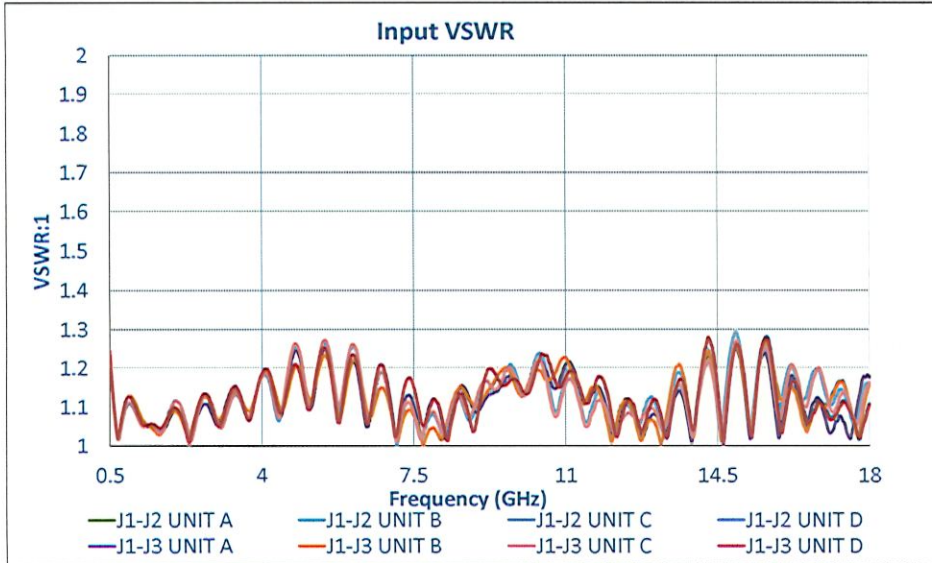
Date: 3-30-26



SUMMARY TEST DATA ON APD-2-0D5G18G-30W-SFF-X4

PL58496-A/2611
PL58496-C/2611

PL58496-B/2611
PL58496-D/2611





SUMMARY TEST DATA ON APD-2-0D5G18G-30W-SFF-X4

PL58496-A/2611
PL58496-C/2611

PL58496-B/2611
PL58496-D/2611

