




**SUMMARY TEST DATA**  
**ON**  
**APD-2-0D5G18G-30W-SFF-X4**

Customer: \_\_\_\_\_  
 SO No: \_\_\_\_\_  
 Model NO: APD-2-0D5G18G-30W-SFF-X4  
 Serial Set (4): PL58497-A/2611      PL58497-B/2611  
                   PL58497-C/2611      PL58497-D/2611

Tested By: Oliver K.  
 Temperature: 25°C  
 Date: 3/10/2026  
 Drawing No: 27646160      Rev: A1

Test Item No.	Parameters	Specified Value	Test Results Unit A	Test Results Unit B	Test Results Unit C	Test Results Unit D	QA/QC
1	Frequency Range:	0.5 GHz - 18 GHz	0.5 GHz - 18 GHz	0.5 GHz - 18 GHz	0.5 GHz - 18 GHz	0.5 GHz - 18 GHz	PMI QA5 
2	Insertion Loss:	1.5 dB MAX (Above 3.01 dB split)	0.83 dB (See Plot)	0.89 dB (See Plot)	0.82 dB (See Plot)	0.87 dB (See Plot)	
3	VSWR:	1.4:1 MAX (ALL PORTS)	1.27:1 (See Plot)	1.27:1 (See Plot)	1.26:1 (See Plot)	1.36:1 (See Plot)	
4	Isolation:	18 dB MIN	-19.09 dB (See Plot)	-19.09 dB (See Plot)	-19.26 dB (See Plot)	-18.74 dB (See Plot)	
5	Amplitude Balance:	±0.3 dB MAX	0.06 dB -0.06 dB (See Plot)	0.1 dB -0.1 dB (See Plot)	0.06 dB -0.06 dB (See Plot)	0.04 dB -0.04 dB (See Plot)	
6	Phase Balance:	±3° MAX	0.73 dB -0.73 dB (See Plot)	1.17 dB -1.17 dB (See Plot)	0.27 dB -0.27 dB (See Plot)	0.65 dB -0.65 dB (See Plot)	
7	Amplitude Tracking <sup>1</sup> :	±0.3 dB	0.1 dB -0.1 dB (See Plot)				
8	Phase Tracking <sup>1</sup> :	±5° MAX	1.42 dB -1.42 dB (See Plot)				

<sup>1</sup>Phase and Amplitude Tracking: Same batch, only test port 1, then compare with the port 1 of the reference power divider (benchmark).  
 \* FOR ALL OTHER SPECIFICATIONS, SEE TYPICAL CHARACTERISTICS ON THE PMI WEBSITE

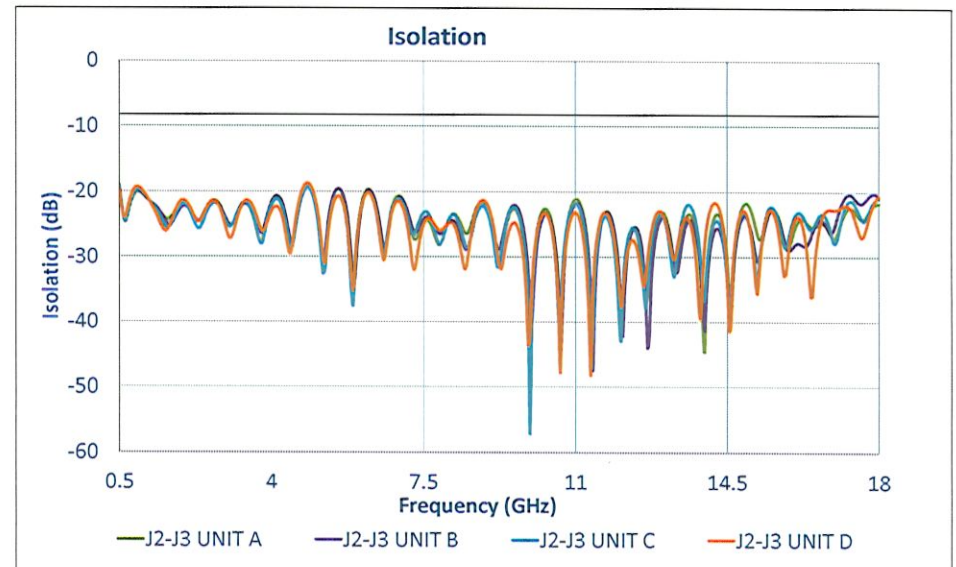
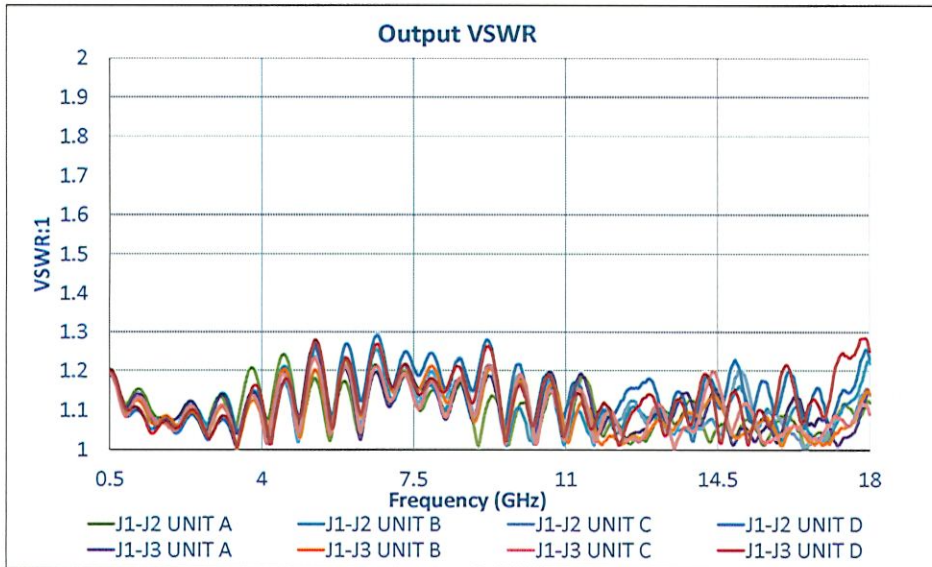
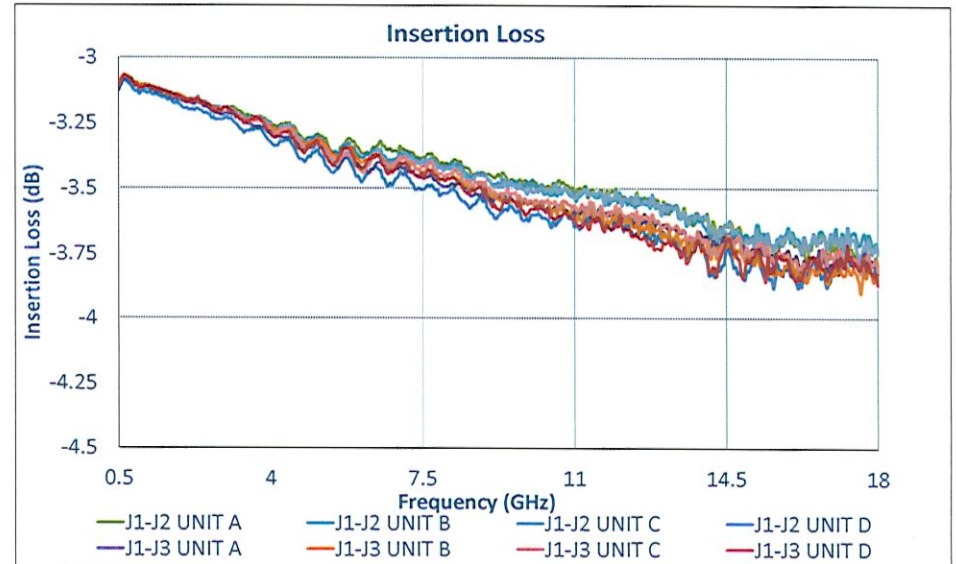
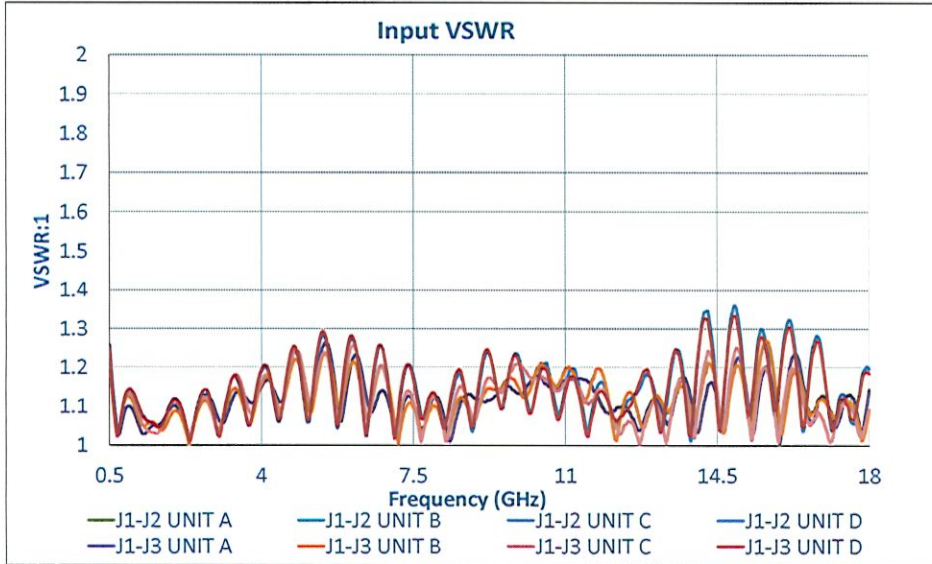
QA/QC Approval:       Date: 3-30-26



**SUMMARY TEST DATA  
ON  
APD-2-0D5G18G-30W-SFF-X4**

PL58497-A/2611  
PL58497-C/2611

PL58497-B/2611  
PL58497-D/2611





SUMMARY TEST DATA  
ON  
APD-2-0D5G18G-30W-SFF-X4

PL58497-A/2611  
PL58497-C/2611

PL58497-B/2611  
PL58497-D/2611

