

**SUMMARY TEST DATA
ON
P2T-18G42G-60-R-55-292FF**

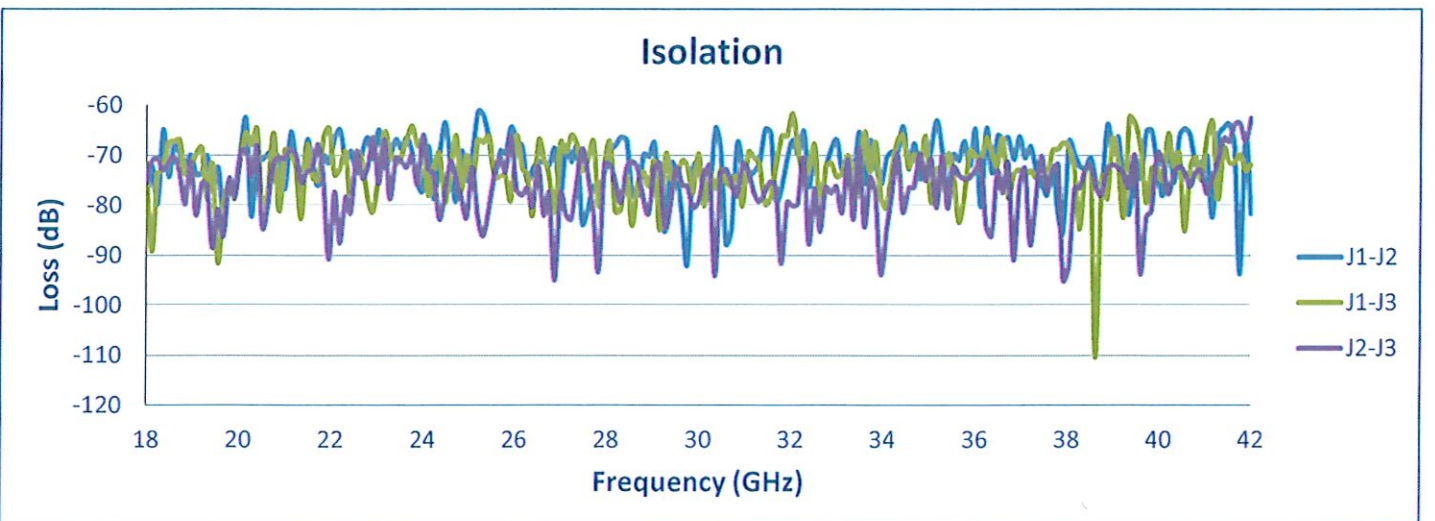
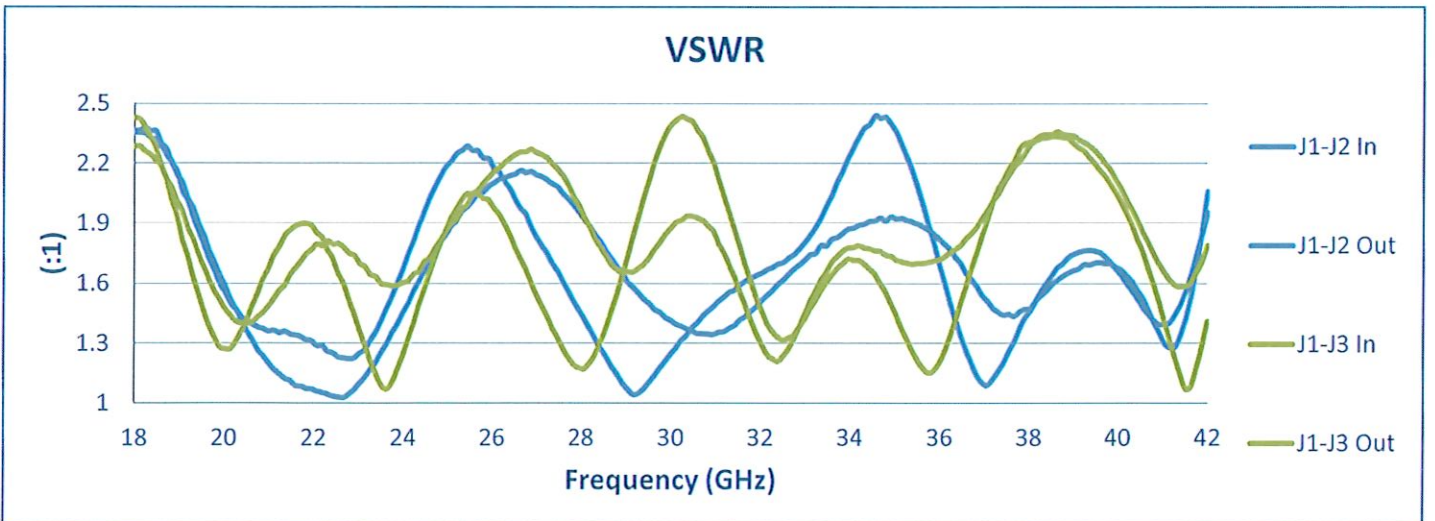
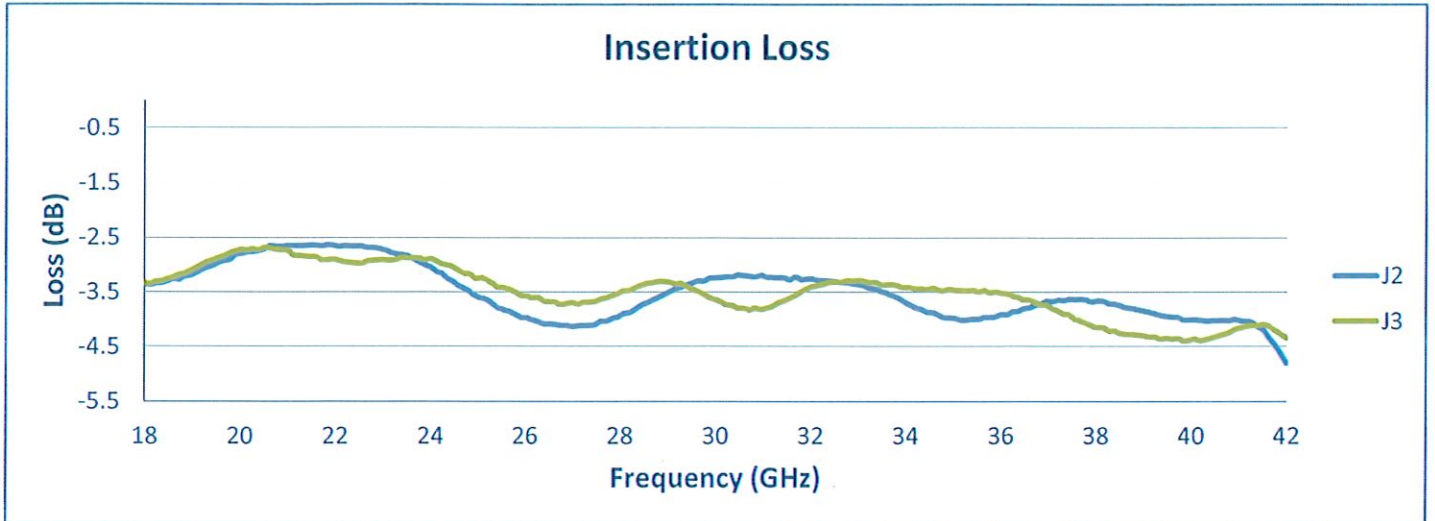
Customer: _____
SO No: _____
Model No: P2T-18G42G-60-R-55-292FF
Serial No: PL58854/2613

Tested By: A. Mousavi
Temperature: 25°C
Date: 3/27/2026
Drawing No: 27652480 Rev: A1

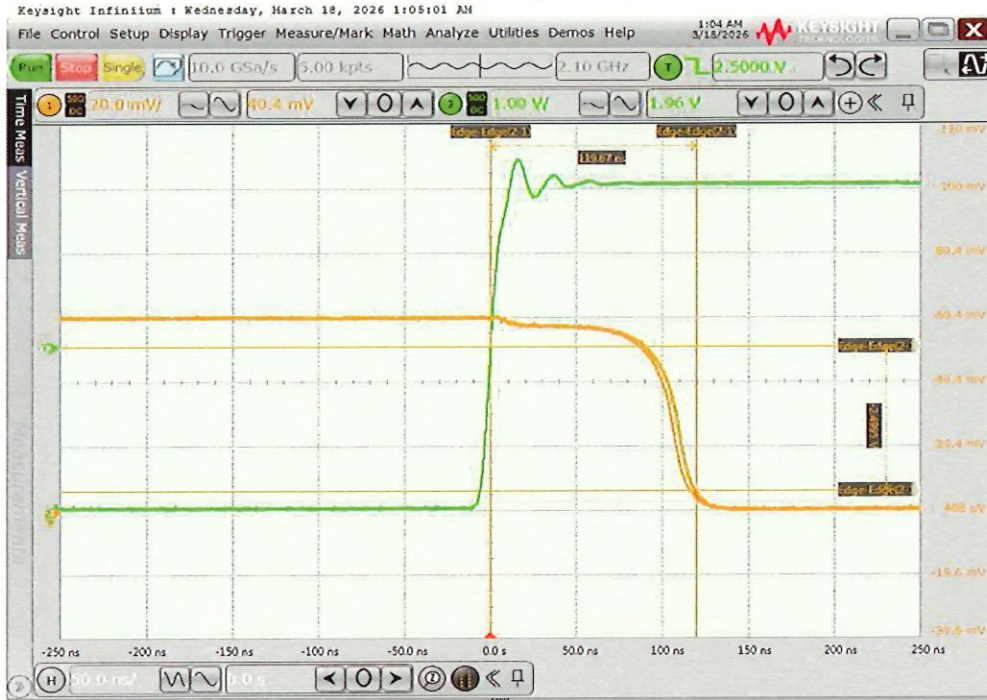
TEST ITEM NO.	PARAMETERS	SPECIFIED VALUE	TEST RESULTS	QA QC
1	Frequency Range:	18 GHz TO 42 GHz	18 GHz TO 42 GHz	PMI QAS
2	VSWR: In/Out	2.5:1 Max	In 2.44:1 Out 2.36 :1 See Plot	
3	Insertion Loss:	4.5 dB Goal 5.5 dB Max	4.79 dB See Plot	
4	Isolation:	60 dB Min.	61 dB See Plot	
5	Switching Speed:	DRIVER DELAY AND SWITCH TIME (ON) (50% TTL TO INSERTION LOSS): 200 ns Max	141 ns	
		DRIVER DELAY AND SWITCH TIME (OFF) (50% TTL TO INSERTION LOSS): 200 ns Max	143 ns	
6	DC Supply:	+5 VDC ±5% @ 175 mA Max. -5 VDC +5% TO -12 VDC -5% @ 75 mA Max.	+5 VDC @ 20 mA -5 VDC TO -12 VDC @ 30 mA	
7	Control Signal:	TTL LOGIC 0: J2 ENABLED 1: J3 ENABLED	TTL LOGIC 0: J2 ENABLED 1: J3 ENABLED	PMI QAS

QA/QC Approval: *Jordan*

Date: 3-30-26



J2 Rise Time Delay
Green=TTL Yellow=RF



J2 Fall Time Delay
Green=TTL Yellow=RF



J3 Rise Time Delay

Green=TTL Yellow=RF



J3 Fall Time Delay

Green=TTL Yellow=RF

