

**SUMMARY TEST DATA
ON
LM-2G18G-18-20W-1KWP-SFF**

Customer: _____
SO No: _____
Model No: LM-2G18G-18-20W-1KWP-SFF
Serial No: PL59340/2617

Tested By: L. McGraw
Date: 4/28/2026
Drawing No: 27636740 REV: B1

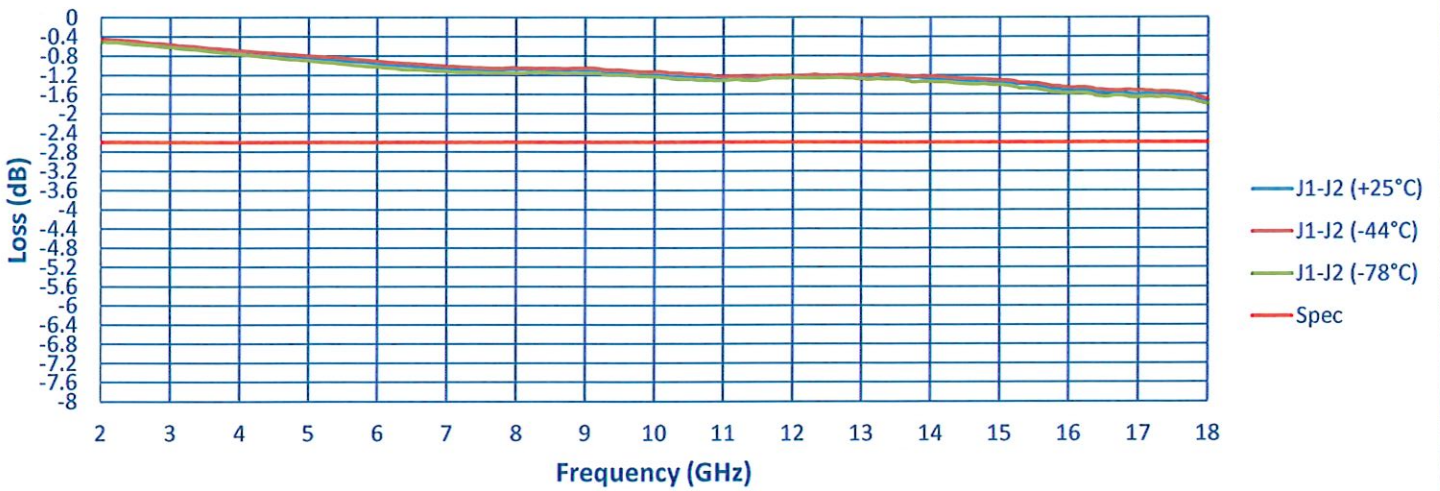
TEST ITEM NO.	PARAMETERS	SPECIFIED VALUE	Test Results			QA QC
			+25°C	-44°C	+78°C	
1	Frequency Range:	2.0 to 18.0 GHz	2.0 to 18.0 GHz	2.0 to 18.0 GHz	2.0 to 18.0 GHz	PMI QA5
2	RF Input Power:	20 Watts (+43 dBm) CW Maximum	Pass See Graph	Pass See Graph	Pass See Graph	
3	Peak Input Power:	100W (+50 dBm) Maximum @10% Duty Cycle & 40µs Pulse Width	Pass	Pass	Pass	
4	Limiting Threshold (P1dB):	≥ +5 dBm Minimum	8.0 dBm See Graph	9.0 dBm See Graph	6.0 dBm See Graph	
5	RF Leakage:	≤ +18 dBm Flat & Spike Maximum	13.9 dBm See Graph	14.2 dBm See Graph	13.6 dBm See Graph	
6	Recovery Time:	< 100 ns Maximum	23.4	23.4	23.4	
7	Insertion Loss:	2.6 dB Maximum (@ -10 dBm Input Power)	1.7 dBm See Graph	1.7 dBm See Graph	1.8 dBm See Graph	
8	VSWR:	2.0:1 Maximum (Input/Output) (@ -10 dBm Input Power)	1.6 :1 See Graph	1.5 :1 See Graph	1.6 :1 See Graph	
9	Mechanical Outline	See Outline Drawing Pass / Fail	Pass	Pass	Pass	
10	Weight:	< 3.00Z	Pass	Pass	Pass	
11	Seal	See Attached Seal Data Pass / Fail FINE LEAK: 1 X 10 ⁻⁶ ATM-cc/sec	Pass	Pass	Pass	

QA/QC Approval: *Jordan Syed*

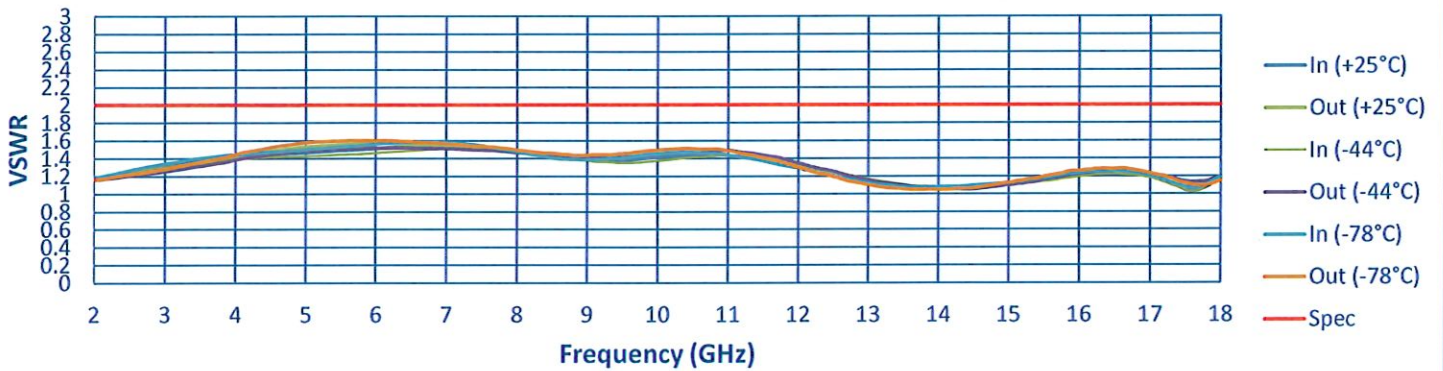
Date: 5-11-26

SUMMARY TEST DATA ON LM-2G18G-18-20W-1KWP-SFF

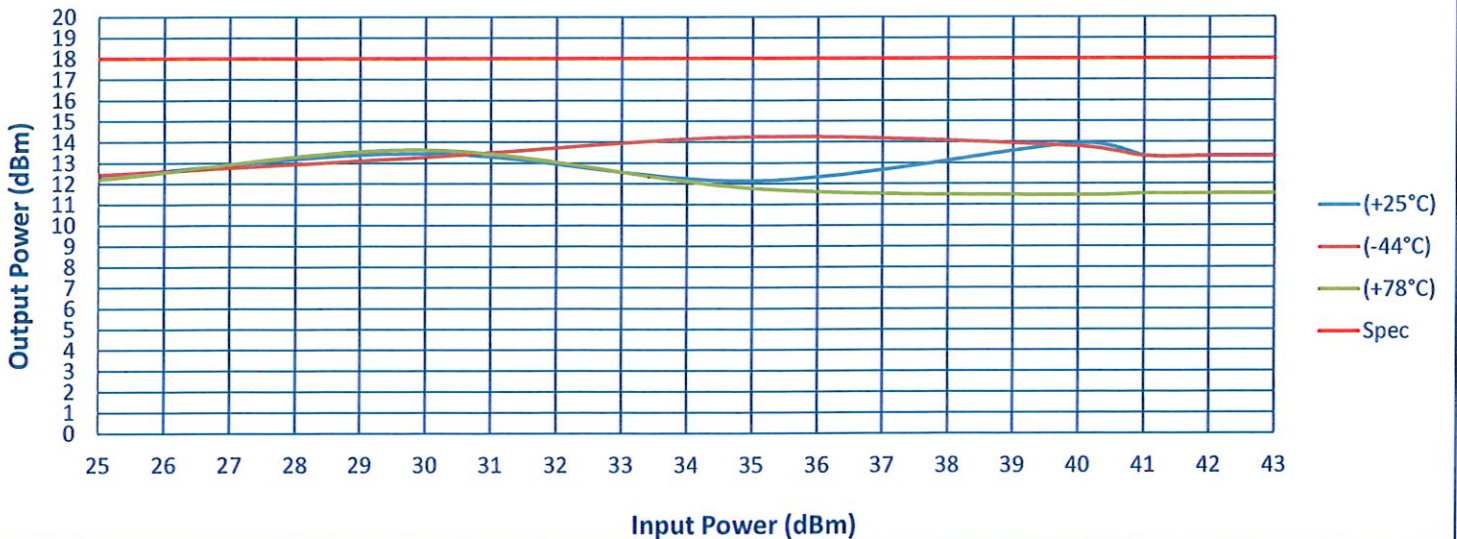
Insertion Loss



VSWR

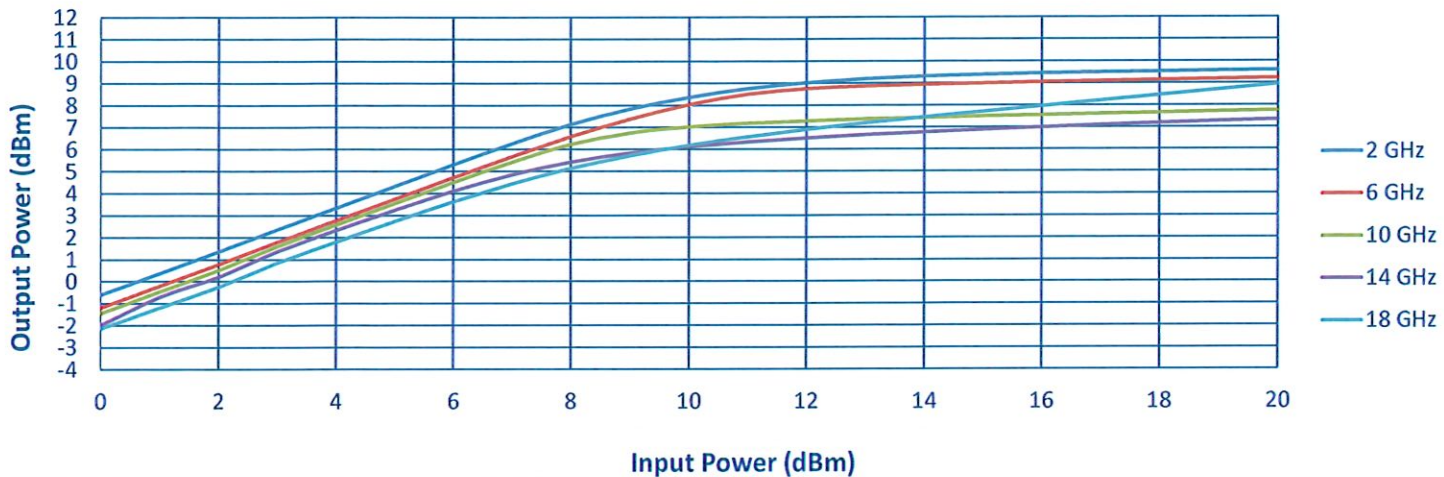


High Power Test @ 8GHz

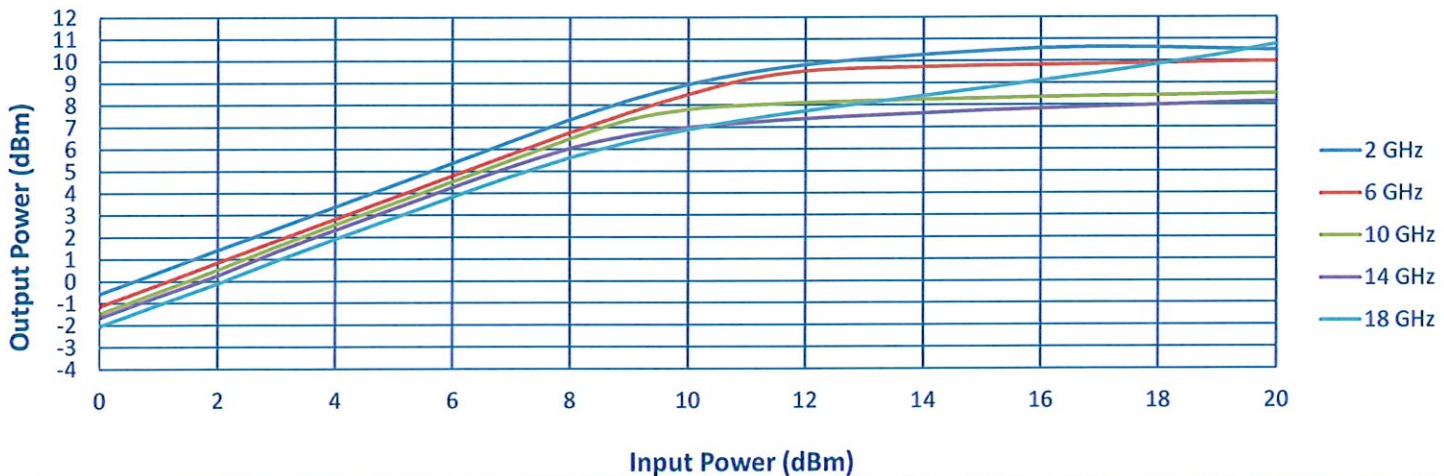


SUMMARY TEST DATA ON LM-2G18G-18-20W-1KWP-SFF

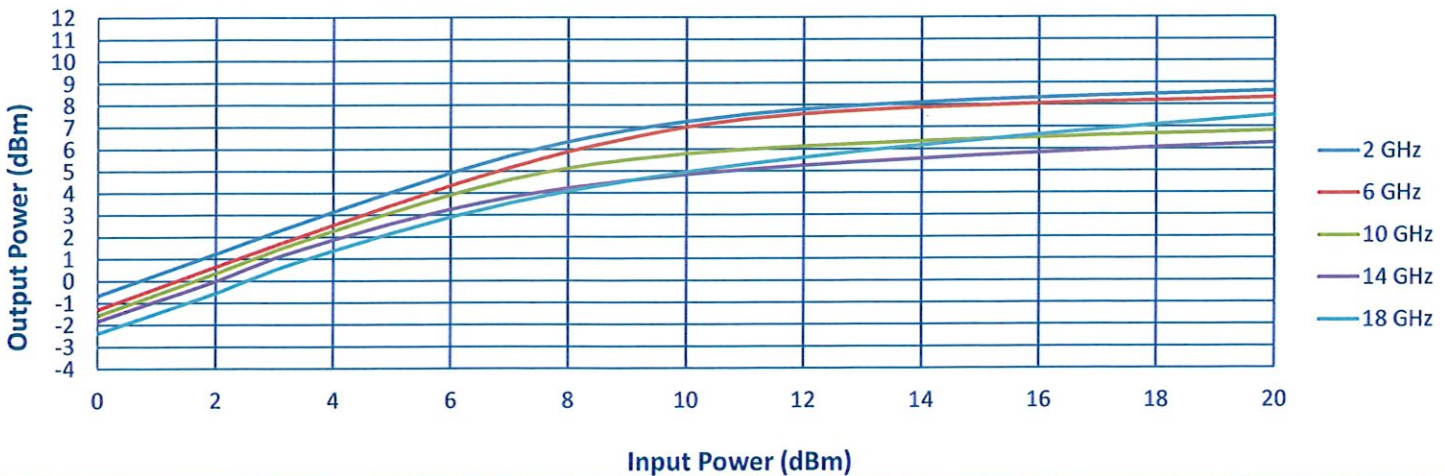
Limiting @ +25°C



Limiting @ -44°C



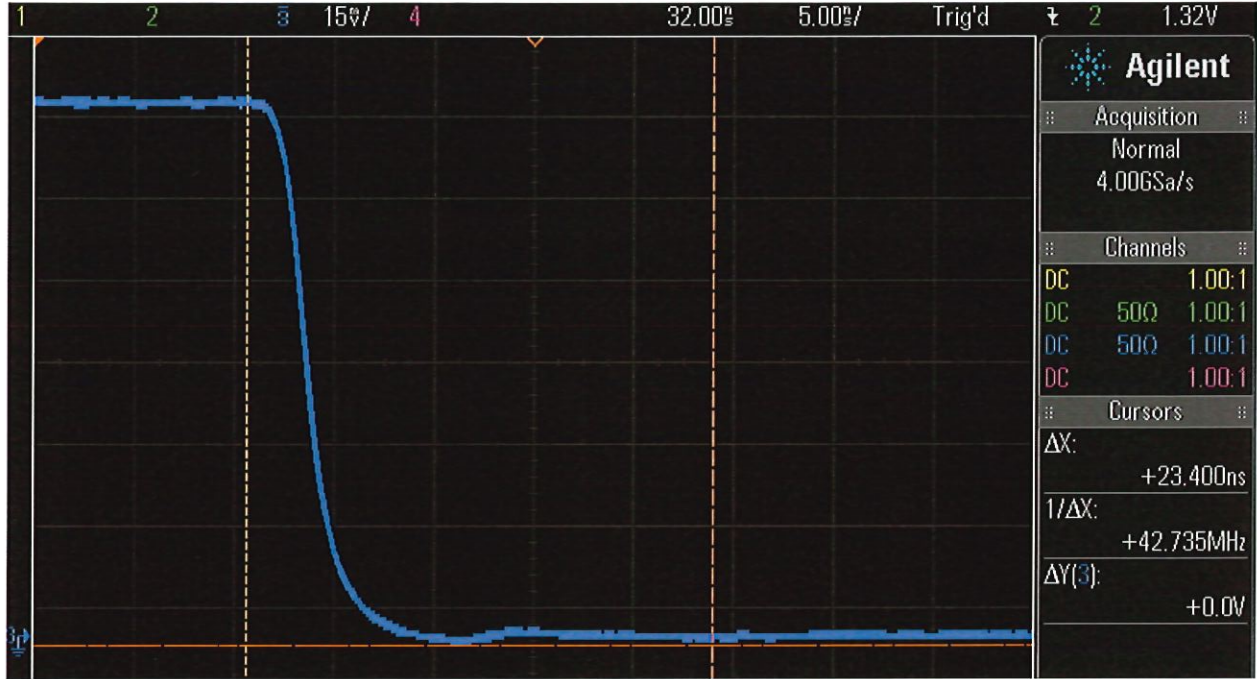
Limiting @ +78°C



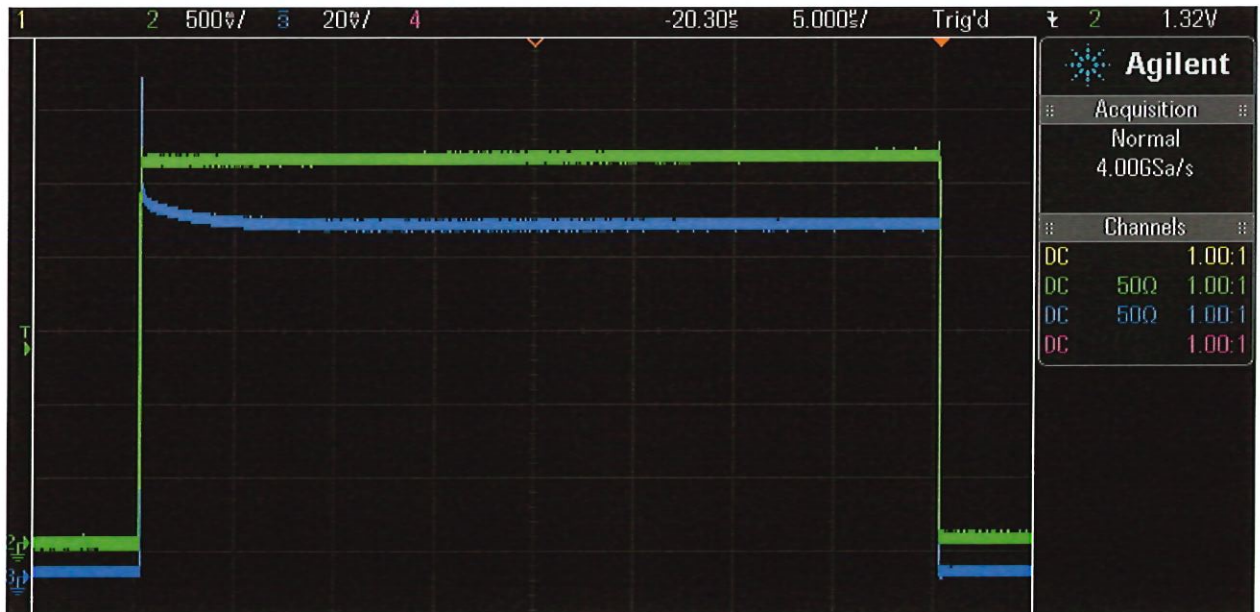
SUMMARY TEST DATA ON LM-2G18G-18-20W-1KWP-SFF

Recovery Time

PW - 40µS, PRF - 2.5KHz, Duty Cycle - 10%



Full Pulse



**SUMMARY TEST DATA
ON
LM-2G18G-18-20W-1KWP-SFF**

MECHANICAL OUTLINE TEST

TEST ITEM	PARAMETERS	SPECIFIED VALUE	RESULTS	REMARKS QA/QC
			+25°C	
1	**A	1.00 +/- 0.01 in	1.002 in	PMI QA5
2	**B	0.40 +/- 0.01 in	0.398 in	
3	**C	0.50 +/- 0.01 in	0.507 in	
			0.499 in	
4	**D	0.16 +/- 0.01 in	0.151 in	
			0.154 in	
5	**E	1.00 +/- 0.01 in	1.001 in	
6	*F	0.830 +/- 0.005 in	0.8269 in	
7	*G	0.830 +/- 0.005 in	0.8276 in	
8	**H	0.085 +/- 0.005 in	0.0852 in	
9	**I	0.085 +/- 0.005 in	0.0877 in	
10	**J	0.085 +/- 0.005 in	0.0800 in	
11	**K	0.085 +/- 0.005 in	0.0806 in	
12	*L	0.120 +/- 0.005 in	0.1195 Ø	
			0.1182 Ø	

***Note: Production Test Dimensions and Quality Test Dimensions**

****Note: Quality Mechanical Deminsions for ONLY Quality Testing**