

**SUMMARY TEST DATA  
ON  
LM-2G18G-18-20W-1KWP-SFF**

Customer: \_\_\_\_\_  
 SO No: \_\_\_\_\_  
 Model No: LM-2G18G-18-20W-1KWP-SFF  
 Serial No: PL59343/2617

Tested By: L. McGraw  
 Date: 4/28/2026  
 Drawing No: 27636740 REV: B1

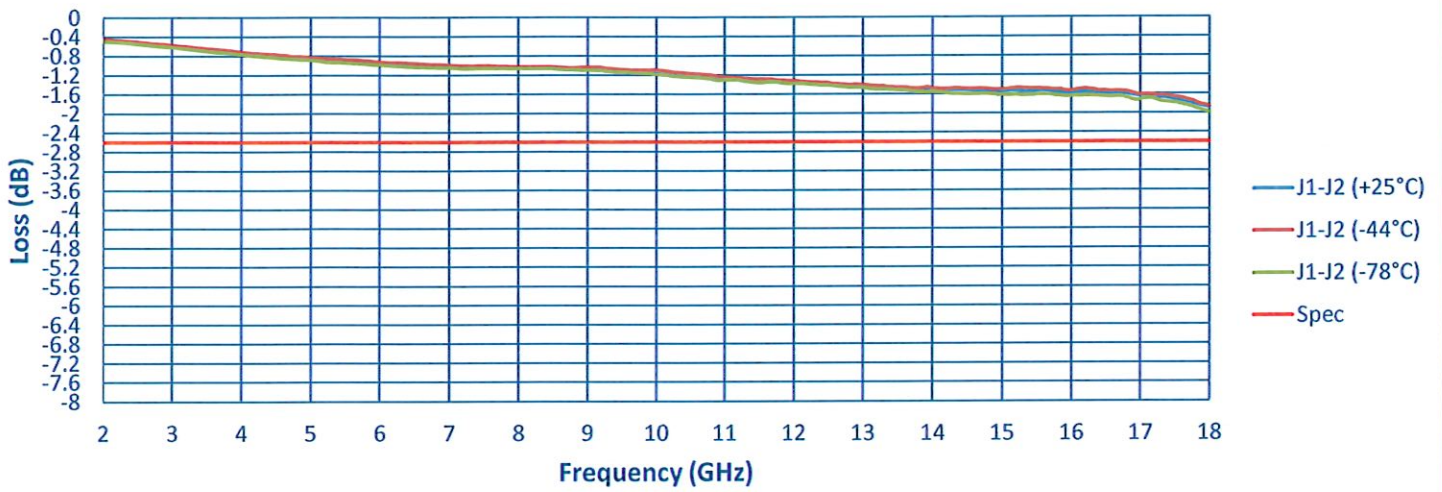
TEST ITEM NO.	PARAMETERS	SPECIFIED VALUE	Test Results			QA QC
			+25°C	-44°C	+78°C	
1	Frequency Range:	2.0 to 18.0 GHz	2.0 to 18.0 GHz	2.0 to 18.0 GHz	2.0 to 18.0 GHz	PMI QAS
2	RF Input Power:	20 Watts (+43 dBm) CW Maximum	Pass See Graph	Pass See Graph	Pass See Graph	
3	Peak Input Power:	100W (+50 dBm) Maximum @10% Duty Cycle & 40µs Pulse Width	<del>Pass</del>	<del>Pass</del>	<del>Pass</del>	
4	Limiting Threshold (P1dB):	≥ +5 dBm Minimum	9.0 dBm See Graph	10.0 dBm See Graph	7.0 dBm See Graph	
5	RF Leakage:	≤ +18 dBm Flat & Spike Maximum	14.4 dBm See Graph	14.8 dBm See Graph	14.2 dBm See Graph	
6	Recovery Time:	< 100 ns Maximum	23.3	23.3	23.3	
7	Insertion Loss:	2.6 dB Maximum (@ -10 dBm Input Power)	1.9 dBm See Graph	1.9 dBm See Graph	2.0 dBm See Graph	
8	VSWR:	2.0:1 Maximum (Input/Output) (@ -10 dBm Input Power)	1.6 :1 See Graph	1.5 :1 See Graph	1.6 :1 See Graph	
9	Mechanical Outline	See Outline Drawing Pass / Fail	Pass	<del>Pass</del>	<del>Pass</del>	
10	Weight:	< 3.0 OZ	Pass	<del>Pass</del>	<del>Pass</del>	
11	Seal	See Attached Seal Data Pass / Fail FINE LEAK: 1 X 10 <sup>-6</sup> ATM-cc/sec	Pass	<del>Pass</del>	<del>Pass</del>	

QA/QC Approval: *Jordan Syed*

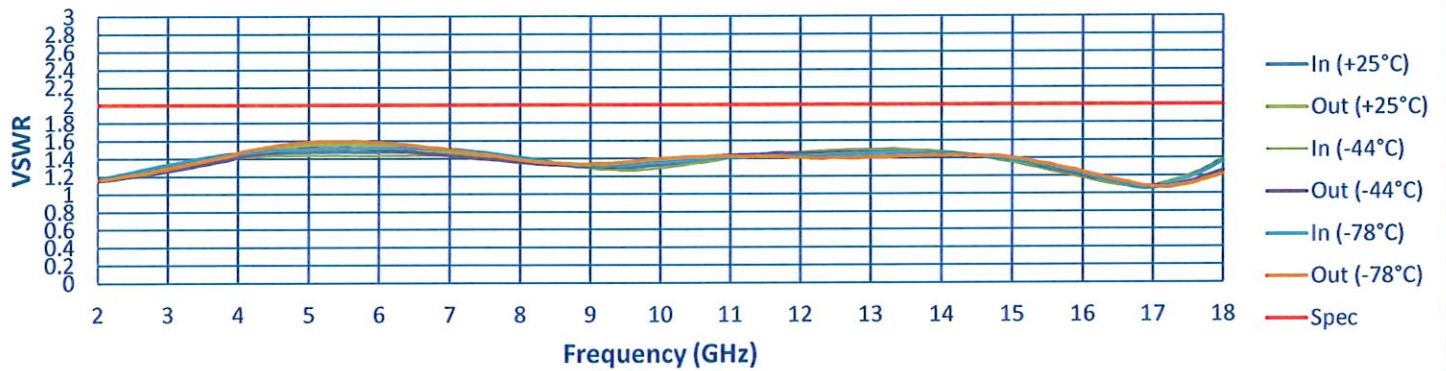
Date: 5-11-26

# SUMMARY TEST DATA ON LM-2G18G-18-20W-1KWP-SFF

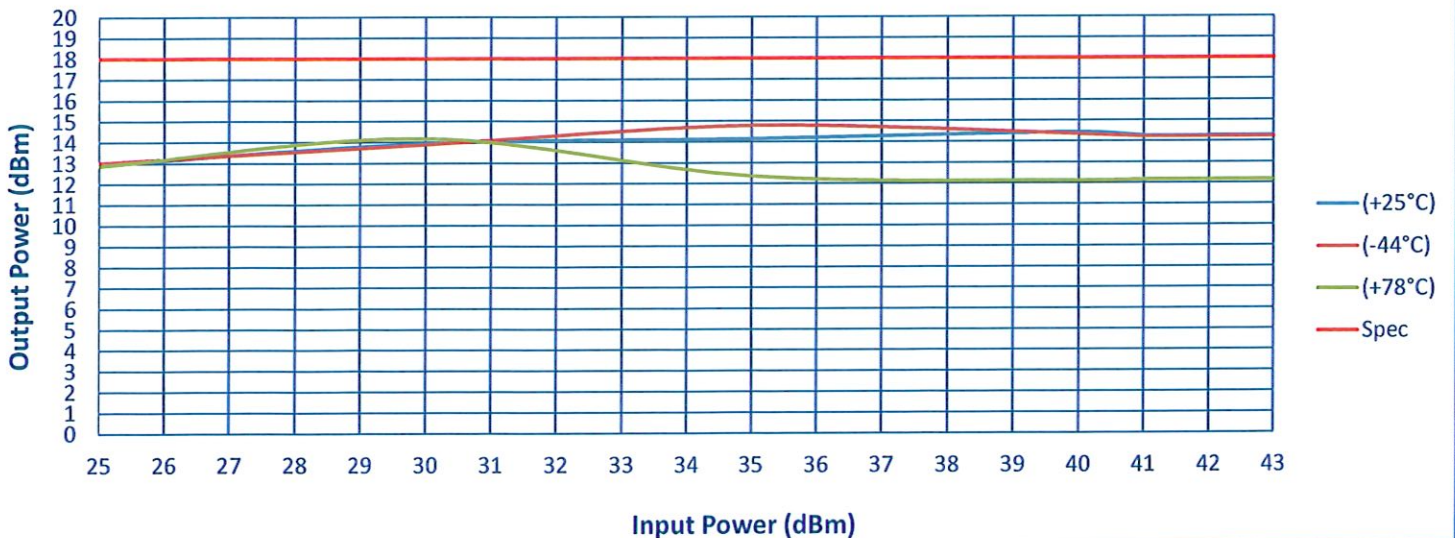
### Insertion Loss



### VSWR

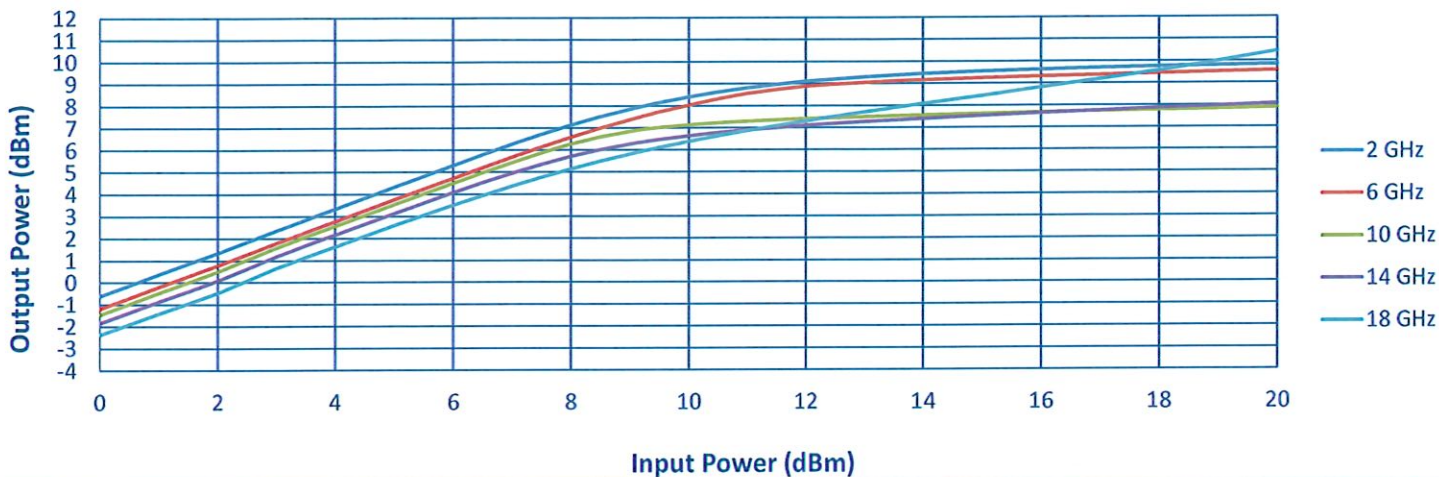


### High Power Test @ 8GHz

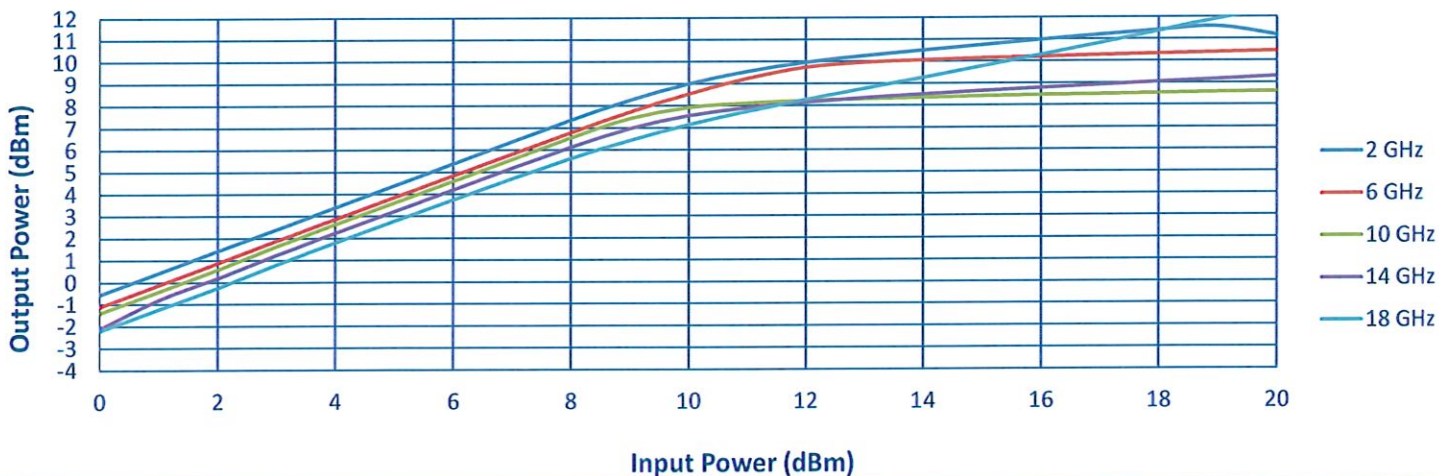


# SUMMARY TEST DATA ON LM-2G18G-18-20W-1KWP-SFF

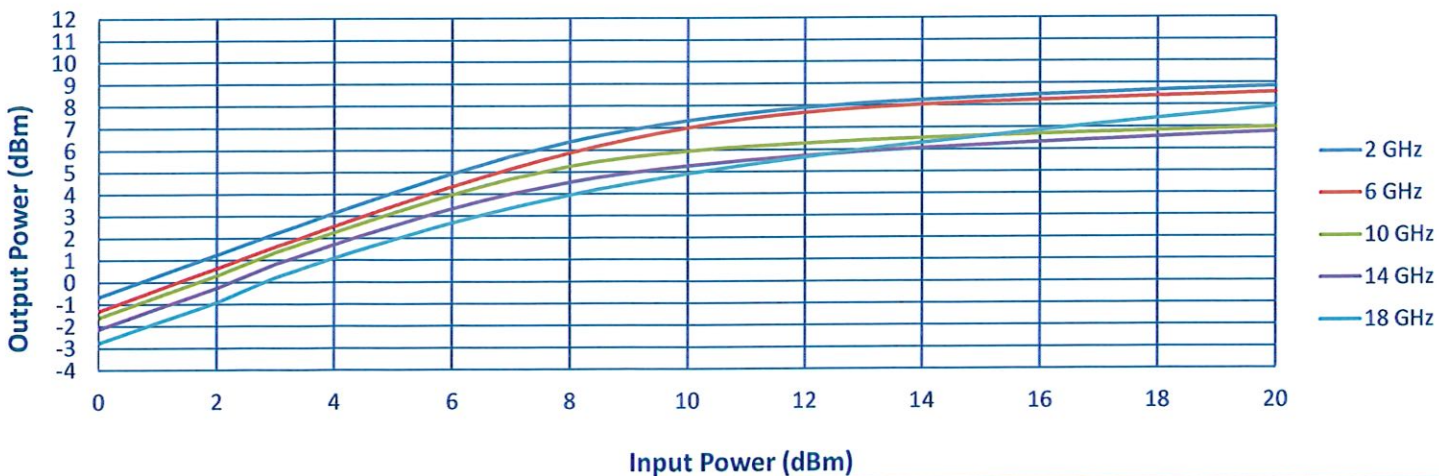
**Limiting @ +25°C**



**Limiting @ -44°C**



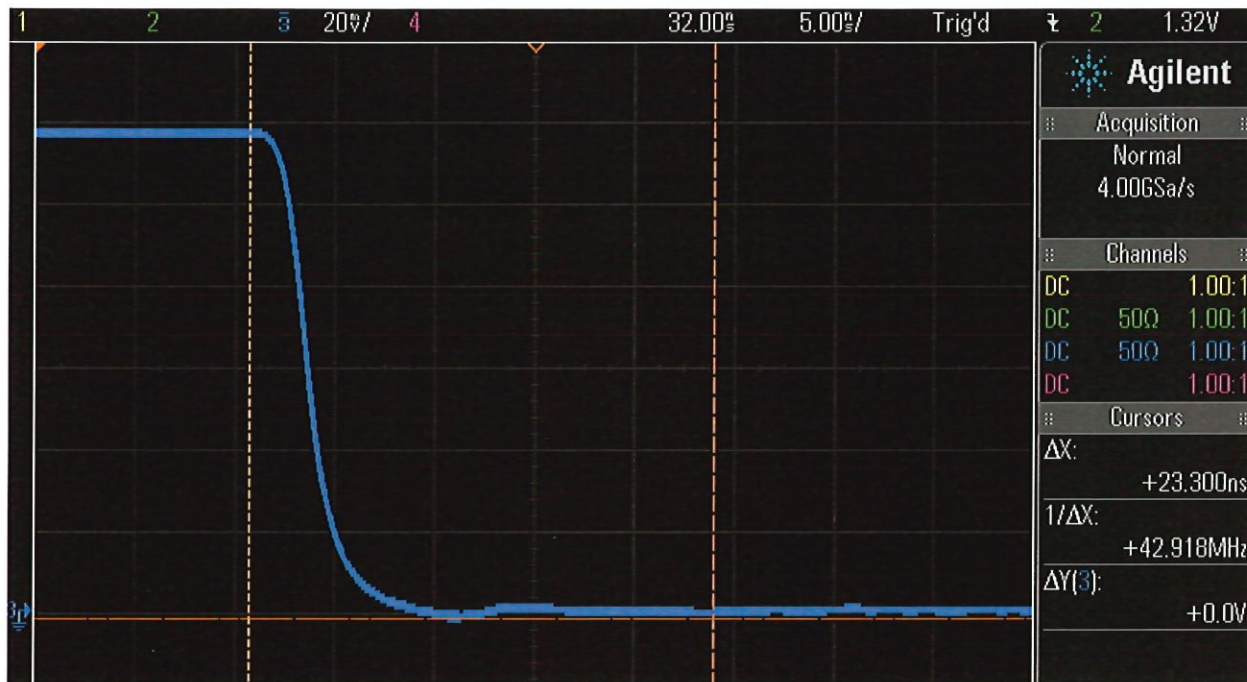
**Limiting @ +78°C**



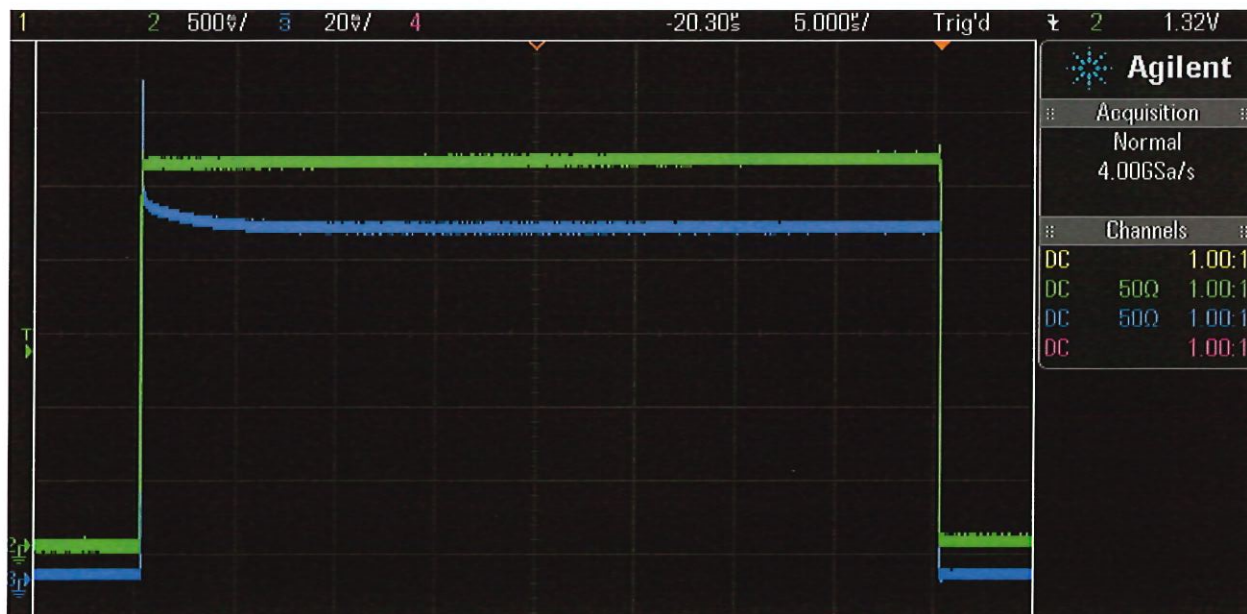
# SUMMARY TEST DATA ON LM-2G18G-18-20W-1KWP-SFF

## Recovery Time

PW - 40µS, PRF - 2.5KHz, Duty Cycle - 10%



## Full Pulse



## SUMMARY TEST DATA ON LM-2G18G-18-20W-1KWP-SFF

### MECHANICAL OUTLINE TEST

TEST ITEM	PARAMETERS	SPECIFIED VALUE	RESULTS	REMARKS QA/QC
			+25°C	
1	**A	1.00 +/- 0.01 in	1.003 in	 PMI QA5
2	**B	0.40 +/- 0.01 in	0.399 in	
3	**C	0.50 +/- 0.01 in	0.509 in	
			0.498 in	
4	**D	0.16 +/- 0.01 in	0.166 in	
			0.168 in	
5	**E	1.00 +/- 0.01 in	1.002 in	
6	*F	0.830 +/- 0.005 in	0.8326 in	
7	*G	0.830 +/- 0.005 in	0.8303 in	
8	**H	0.085 +/- 0.005 in	0.0852 in	
9	**I	0.085 +/- 0.005 in	0.0816 in	
10	**J	0.085 +/- 0.005 in	0.0814 in	
11	**K	0.085 +/- 0.005 in	0.0845 in	
12	*L	0.120 +/- 0.005 in	0.1194 Ø	
			0.1176 Ø	

**\*Note: Production Test Dimensions and Quality Test Dimensions**

**\*\*Note: Quality Mechanical Deminions for ONLY Quality Testing**