



**SUMMARY TEST DATA
ON
SDLVA-2G18G-50MV-100-NRF**

PL59582/2618

Customer: _____
 SO No: _____
 Model No: SDLVA-2G18G-50MV-100-NRF
 Serial No: PL59582/2618

Tested By: RCombs
 Temperature: +25° C
 Date: 4/30/2026
 Drawing No: 27623906 Rev: A1

TEST ITEM NO.	PARAMETERS	SPECIFIED VALUE	TEST RESULTS				QA QC
			65°C	25°C	-30°C	Pass/Fail	
1	Frequency lower	2GHz	2	2	2	PASS	PMI QA6
	Frequency upper	18GHz	18	18	18	PASS	
2	Frequency Flatness max	±2dB	1.69	1.53	1.50	PASS	PMI QA6
3	Input Return Loss 50Ω system	Manual plot		✓		PASS	
4	TSS:	-69 dBm Minimum	-73.2	-73.6	-74.9	PASS	
5	VSWR:	2.0:1 (Input)					
6	Power Input:	+17 dBm CW Maximum					
7	Logging range Top	5dBm	5	5	5	PASS	
	Logging range Bottom	-67dBm	-67	-67	-67	PASS	
8	Log slope Max	51.5 mV/dB	51.1	51.5	50.6	PASS	
	Log slope Min	48.5 mV/dB	49.6	49.7	48.7	PASS	
9	Mfin step slope	> 20 mV/dB	PASS	PASS	PASS	PASS	
10	Log Linearity max*	±1.35 dB (±1dB AMB)	0.80	0.70	0.80	PASS	
11	Output load	100Ω	✓	✓	✓		
12	Log Offset:	±100mV	-0.003	-0.037	-0.021	PASS	
13	Pulse Range:	30 ns to CW	✓	✓	✓	PASS	
14	Recovery Time:	60 ns Typical		✓		PASS	
15	Rise Time:	10 ns (6 ns Typical)		✓		PASS	
16	Fall Time:	40 ns Typical		✓		PASS	
17	DC Supply:	+15V or +12V @ 350 mA	266	251	222	PASS	
		-15V or -12V @ 180 mA	106	97	85	PASS	
18	Avg -67	200±100mV	0.182	0.200	0.181	PASS	PMI QA6
	Avg +5	3800±100mV	3.815	3.864	3.764	PASS	

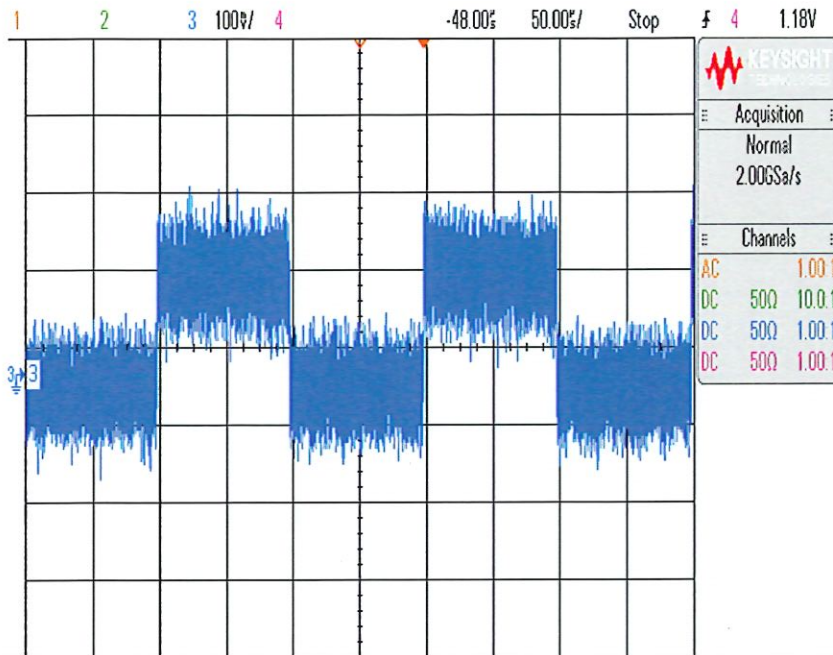
*Log reference line calculated with TS average for each Frequency misurated

QA/QC Approval: Anthony Kardy PMI
QA6

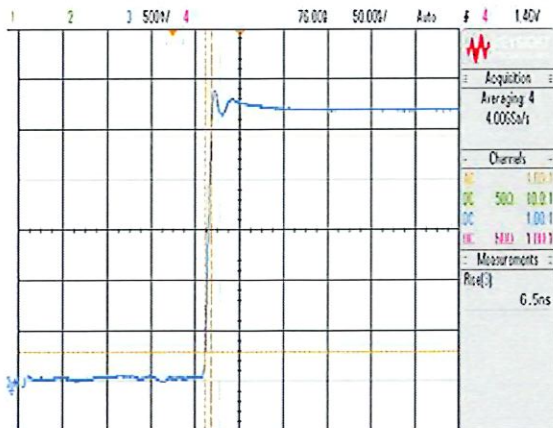
Date: 5/4/26

7309-A Grove Road Frederick, MD 21704 USA Phone: (301)662-5019 Fax: (301)662-1731
 Email: sales@pmi-rf.com

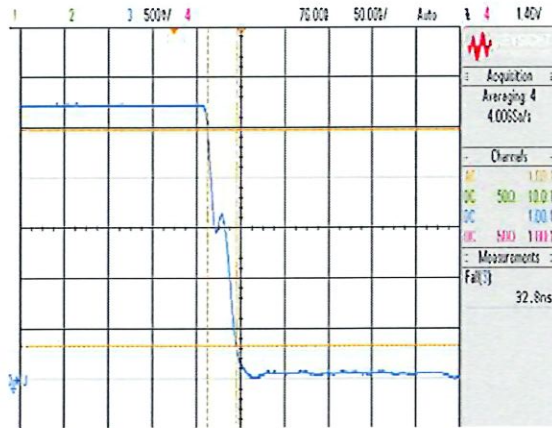
TSS



Rise Time



Fall Time



VSWR

