



**SUMMARY TEST DATA  
ON  
SDLVA-2G18G-50MV-100-NRF**

PL59587/2618

Customer: \_\_\_\_\_  
 SO No: \_\_\_\_\_  
 Model No: SDLVA-2G18G-50MV-100-NRF  
 Serial No: PL59587/2618

Tested By: RCombs  
 Temperature: +25° C  
 Date: 4/30/2026  
 Drawing No: 27623906 Rev: A1

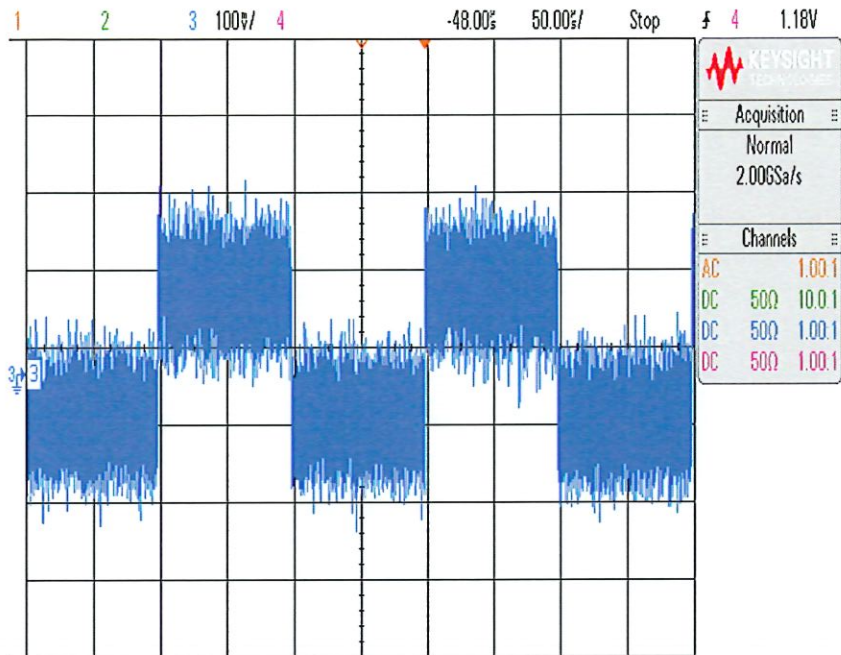
TEST ITEM NO.	PARAMETERS	SPECIFIED VALUE	TEST RESULTS				QA QC PMI QA6
			65°C	25°C	-30°C	Pass/Fail	
1	Frequency lower	2GHz	2	2	2	PASS	<div style="border-left: 1px solid black; border-right: 1px solid black; height: 100%;"></div>
	Frequency upper	18GHz	18	18	18	PASS	
2	Frequency Flatness max	±2dB	0.83	0.98	1.04	PASS	
3	Input Return Loss 50Ω system	Manual plot		✓		PASS	
4	TSS:	-69 dBm Minimum	-72.1	-73.0	-76.7	PASS	
5	VSWR:	2.0:1 (Input)					
6	Power Input:	+17 dBm CW Maximum					
7	Logging range Top	5dBm	5	5	5	PASS	
	Logging range Bottom	-67dBm	-67	-67	-67	PASS	
8	Log slope Max	51.5 mV/dB	51.3	50.7	50.9	PASS	
	Log slope Min	48.5 mV/dB	49.4	49.3	48.7	PASS	
9	Min step slope	> 20 mV/dB	PASS	PASS	PASS	PASS	
10	Log Linearity max*	±1.35 dB (±1dB AMB)	1.07	0.97	1.24	PASS	
11	Output load	100Ω	✓	✓	✓		
12	Log Offset:	±100mV	-0.027	-0.085	-0.060	PASS	
13	Pulse Range:	30 ns to CW	✓	✓	✓	PASS	
14	Recovery Time:	60 ns Typical		✓		PASS	
15	Rise Time:	10 ns (6 ns Typical)		✓		PASS	
16	Fall Time:	40 ns Typical		✓		PASS	
17	DC Supply:	+15V or +12V @ 350 mA	267	253	224	PASS	
		-15V or -12V @ 180 mA	107	98	86	PASS	
18	Avg -67	200±100mV	0.162	0.170	0.174	PASS	
	Avg +5	3800±100mV	3.752	3.794	3.767	PASS	

\*Log reference line calculated with TS average for each Frequency misurated

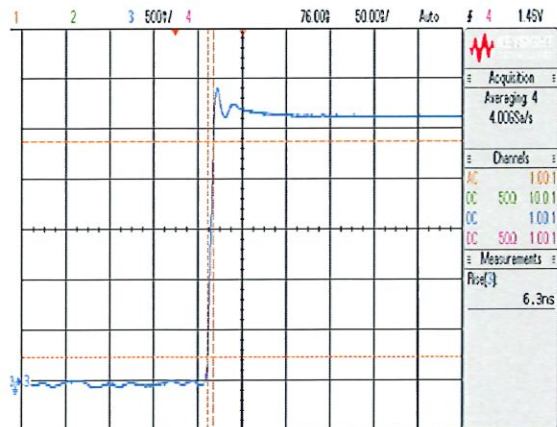
QA/QC Approval: Anthony Kravitz PMI  
QA6 Date: 5/4/26

7309-A Grove Road Frederick, MD 21704 USA Phone: (301)662-5019 Fax: (301)662-1731  
 Email: sales@pmi-rf.com

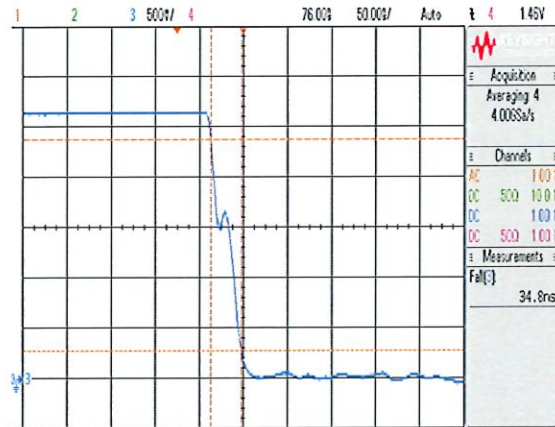
# TSS



## Rise Time



## Fall Time



# VSWR

