



**SUMMARY TEST DATA  
ON  
SDLVA-2G18G-50MV-100-NRF**

PL59589/2618

Customer: \_\_\_\_\_  
 SO No: \_\_\_\_\_  
 Model No: SDLVA-2G18G-50MV-100-NRF  
 Serial No: PL59589/2618

Tested By: RCombs  
 Temperature: +25° C  
 Date: 4/30/2026  
 Drawing No: 27623906 Rev: A1

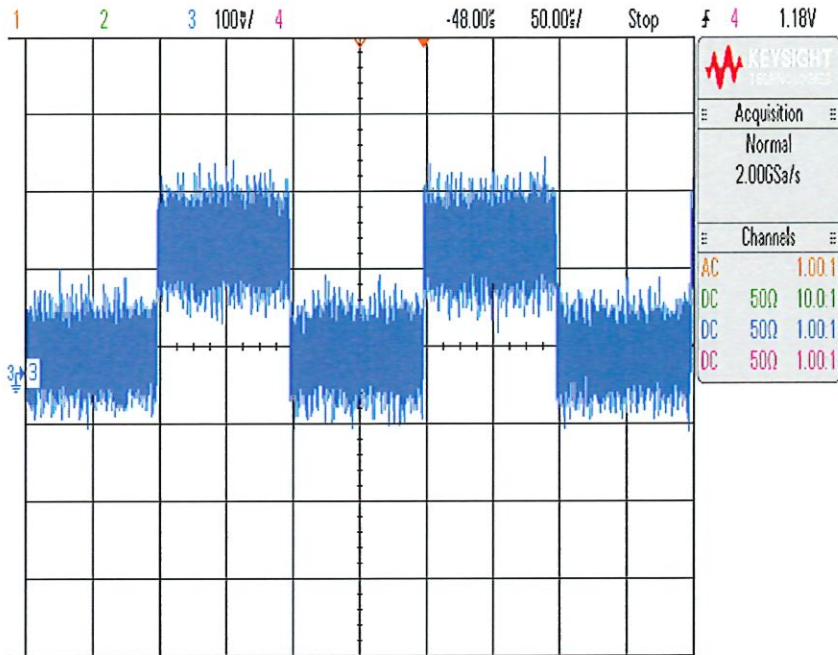
TEST ITEM NO.	PARAMETERS	SPECIFIED VALUE	TEST RESULTS				QA QC
			65°C	25°C	-30°C	Pass/Fail	
1	Frequency lower	2GHz	2	2	2	PASS	PMI QA6
	Frequency upper	18GHz	18	18	18	PASS	
2	Frequency Flatness max	±2dB	1.24	1.53	1.82	PASS	
3	Input Return Loss 50Ω system	Manual plot		✓		PASS	
4	TSS:	-69 dBm Minimum	-73.3	-72.6	-73.7	PASS	
5	VSWR:	2.0:1 (Input)					
6	Power Input:	+17 dBm CW Maximum					
7	Logging range Top	5dBm	5	5	5	PASS	
	Logging range Bottom	-67dBm	-67	-67	-67	PASS	
8	Log slope Max	51.5 mV/dB	50.8	50.8	50.9	PASS	
	Log slope Min	48.5 mV/dB	49.2	48.8	48.5	PASS	
9	Min step slope	> 20 mV/dB	PASS	PASS	PASS	PASS	
10	Log Linearity max*	±1.35 dB (±1dB AMB)	0.80	0.87	1.30	PASS	
11	Output load	100Ω	✓	✓	✓		
12	Log Offset:	±100mV	0.025	0.017	-0.006	PASS	
13	Pulse Range:	30 ns to CW	✓	✓	✓	PASS	
14	Recovery Time:	60 ns Typical		✓		PASS	
15	Rise Time:	10 ns (6 ns Typical)		✓		PASS	
16	Fall Time:	40 ns Typical		✓		PASS	
17	DC Supply:	+15V or +12V @ 350 mA	0.235	0.249	0.265	PASS	
		-15V or -12V @ 180 mA	0.087	0.095	0.105	PASS	
18	Avg -67	200±100mV	0.193	0.215	0.221	PASS	PMI QA6
	Avg +5	3800±100mV	3.790	3.806	3.814	PASS	

\*Log reference line calculated with TS average for each Frequency misurated

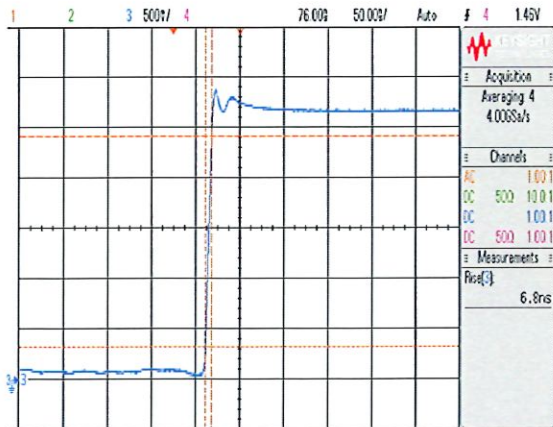
QA/QC Approval: Anthony Keady PMI  
QA6 Date: 5/14/26

7309-A Grove Road Frederick, MD 21704 USA Phone: (301)662-5019 Fax: (301)662-1731  
 Email: sales@pmi-rf.com

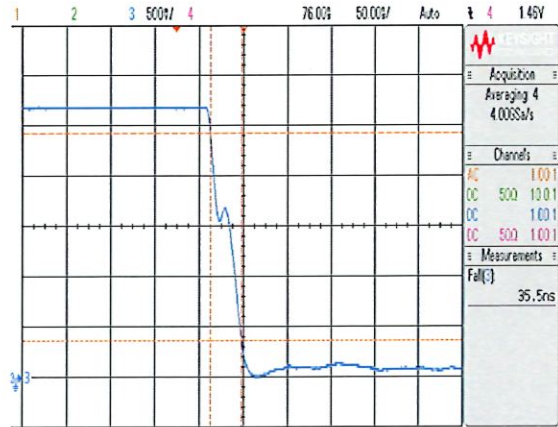
# TSS



## Rise Time



## Fall Time



# VSWR

