



**SUMMARY TEST DATA
ON
PE2-30-0R254R0-4R5-15-12-SFF**

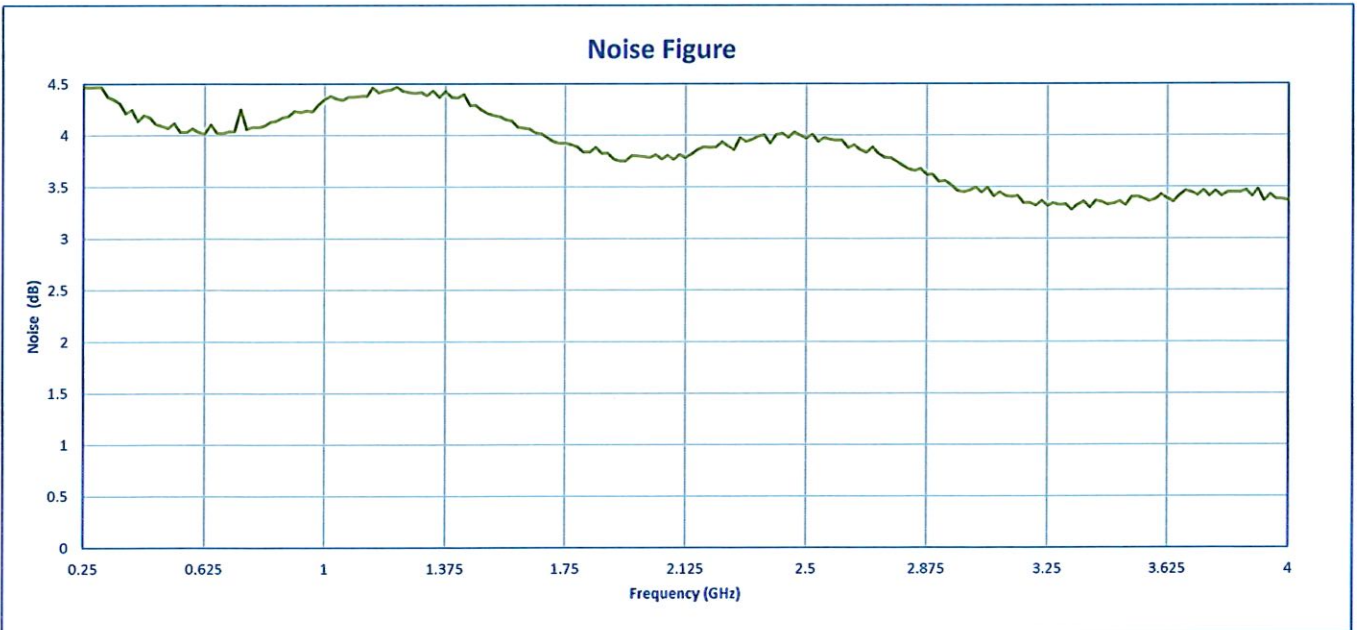
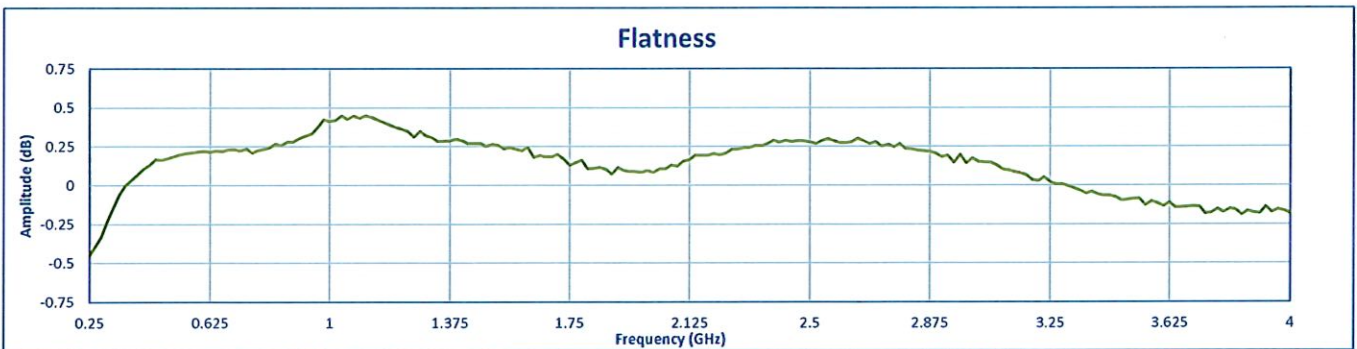
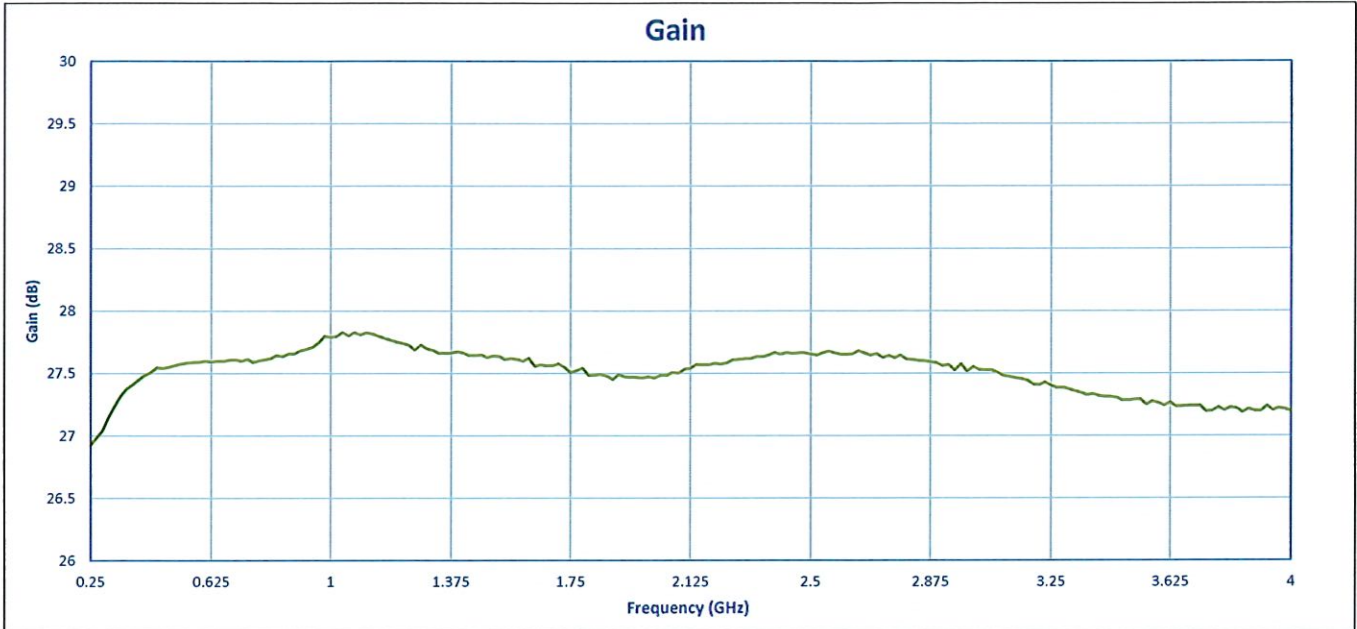
Customer: _____
 SO No: _____
 Model No: PE2-30-0R254R0-4R5-15-12-SFF
 Serial No: PL59652/2619

Tested By: K. Mansfield/J. Fitzpatrick
 Temperature: +25°C
 Date: 5/6/2026
 Drawing No: 27649260 REV: A1

TEST ITEM NO	PARAMETERS	SPECIFIED VALUE	Test Results	QA QC
1	Frequency Range:	0.25 GHz to 4.0 GHz	0.25 GHz to 4.0 GHz	PMI QA6
2	Gain:	+28 dB Typ. +26 dB Min.	+ 27.83 dB Max. + 26.93 dB Min. See Graph	
3	Gain Flatness:	±0.75 dB Max.	±0.45 dB See Graph	
4	Noise Figure:	4.5 dB Max.	4.47 dB See Graph	
5	OP1dB:	+13 dBm Min.	+ 14.53 dBm See Graph	
8	VSWR: (Input/Output)	2.0:1 Max.	1.42:1 In 1.46:1 Out See Graph	
9	DC Supply:	+12 V to +15 V @ 130 mA Max.	+12 to +15 VDC @ 123 mA	PMI QA6

QA/QC Approval: Anthony Keady PMI QA6 Date: 5/6/26

**SUMMARY TEST DATA
ON
PE2-30-0R254R0-4R5-15-12-SFF**



**SUMMARY TEST DATA
ON
PE2-30-0R254R0-4R5-15-12-SFF**

