Quantic PMI
PLANAR MONOLITHICS

SUMMARY TEST DATA
ON
LM-400M2G-20-1W-SFF

Customer:
SO No:
Model No: LM-400M2G-20-1W-SFF
Serial No: PL59852/2620
Part No:

Tested By: OLIVER K
Temperature: +25°C
Date: 5/15/2026
Drawing No: 27634061 **REV:** A1

TEST ITEM NO.	PARAMETERS	SPECIFIED VALUE	Test Results	QA QC
1	Frequency Range:	400 MHz to 2.0 GHz	400 MHz to 2.0 GHz	PMI QA6
2	Insertion Loss:	0.7 dB Max.	0.67 dB See Graph	
3	Leakage Power:	100 mW Max. + 20dBm	49.6 mW See Graph	
4	Spike Leakage:	0.1 erg. Max.	Pass See Typical Characteristics	
5	Recovery Time:	250 ns Max.	<20 ns See Typical Characteristics	
6	VSWR:	2.0:1 Max.	1.51:1 In 1.5:1 Out See Graph	
7	RF Power Handling:	1 W CW Max.	Pass See Typical Characteristics	PMI QA6
		3 W Peak Max. (1 µs PW, 0.1% DC)	Pass See Typical Characteristics	

QA/QC Approval: Anthony Karady PMI QA6 Date: 5/29/26

7309-A Grove Road Frederick, MD 21704 USA Phone: (301) 662-5019 Fax: (301) 662-1731
Email: sales@pmi-rf.com

SUMMARY TEST DATA
ON
LM-400M2G-20-1W-SFF

PL59852/2620

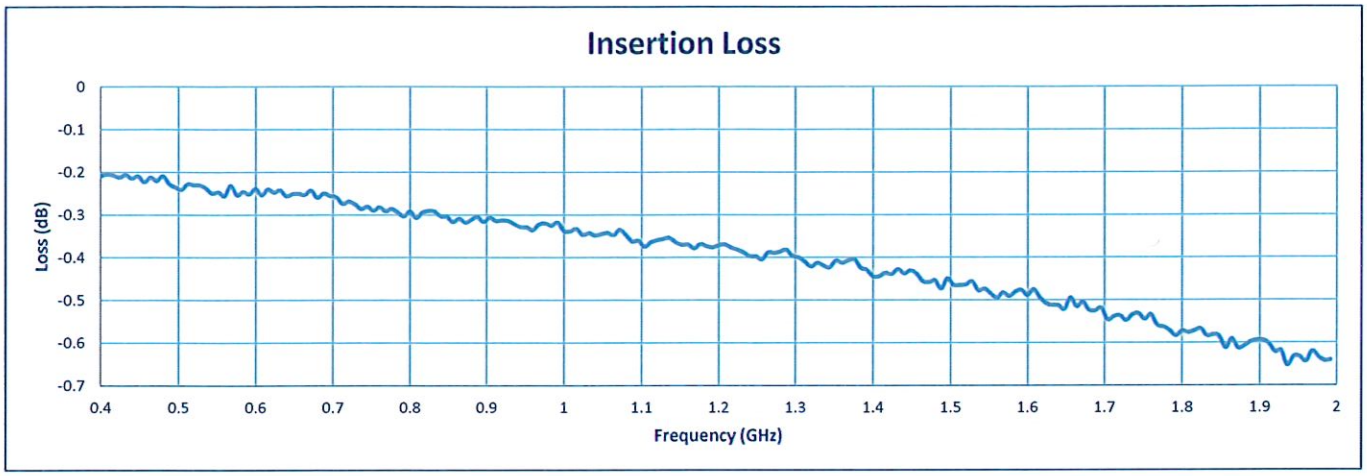

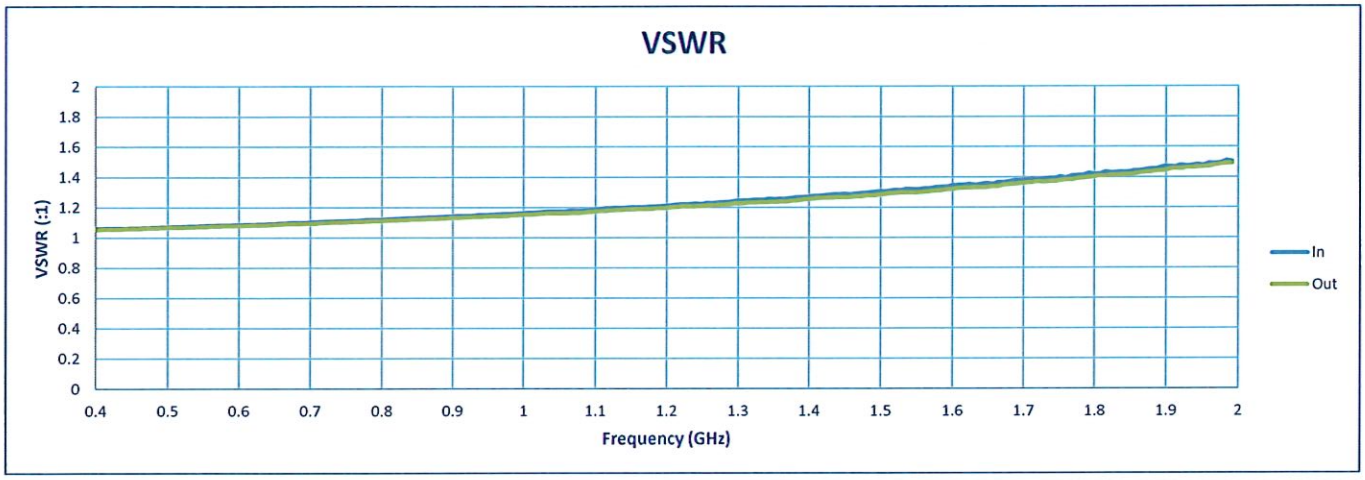

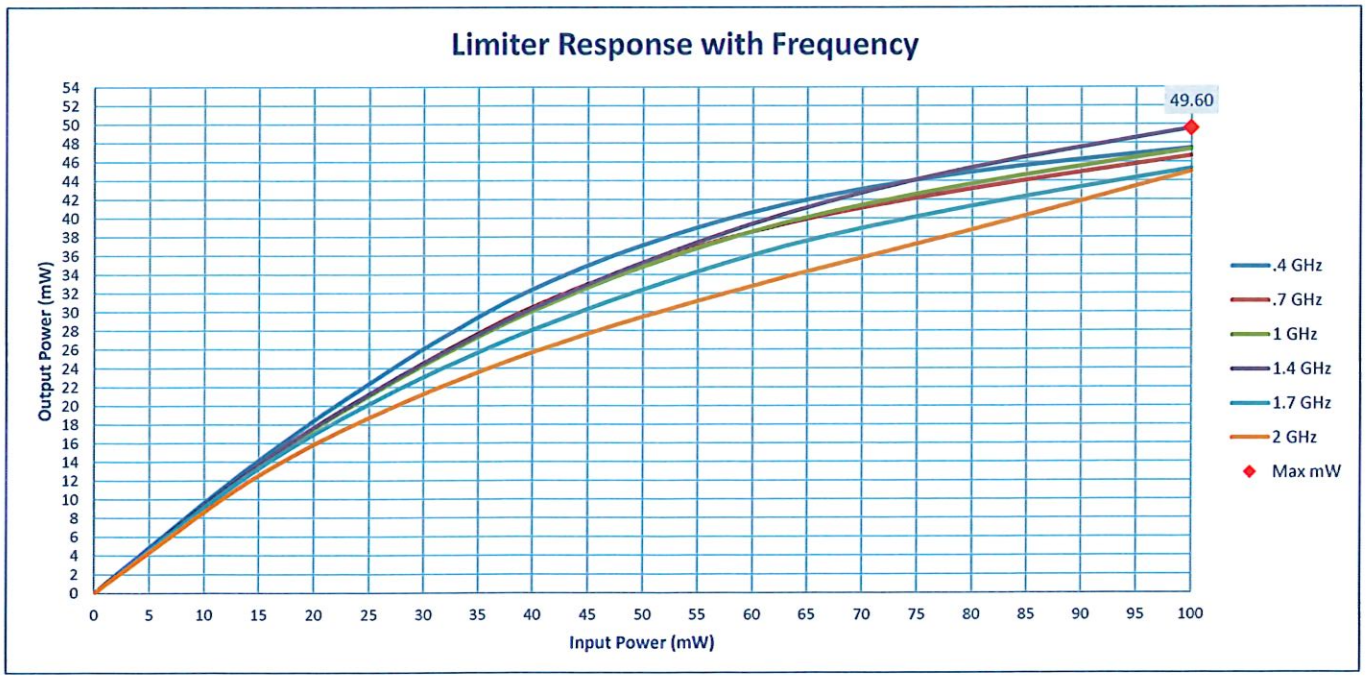

7309-A Grove Road Frederick, MD 21704 USA Phone: (301) 662-5019 Fax: (301) 662-1731
Email: sales@pmi-rf.com