



SUMMARY TEST DATA ON LM-1G18G-16-4W-SMF

Customer: _____
 SO No: _____
 Model No: LM-1G18G-16-4W-SMF
 Serial No: PL59859/2620
 Part No: _____

Tested By: K Craven
 Temperature: +25°C
 Date: 5/5/2026
 Drawing No: 27634041 REV: A2

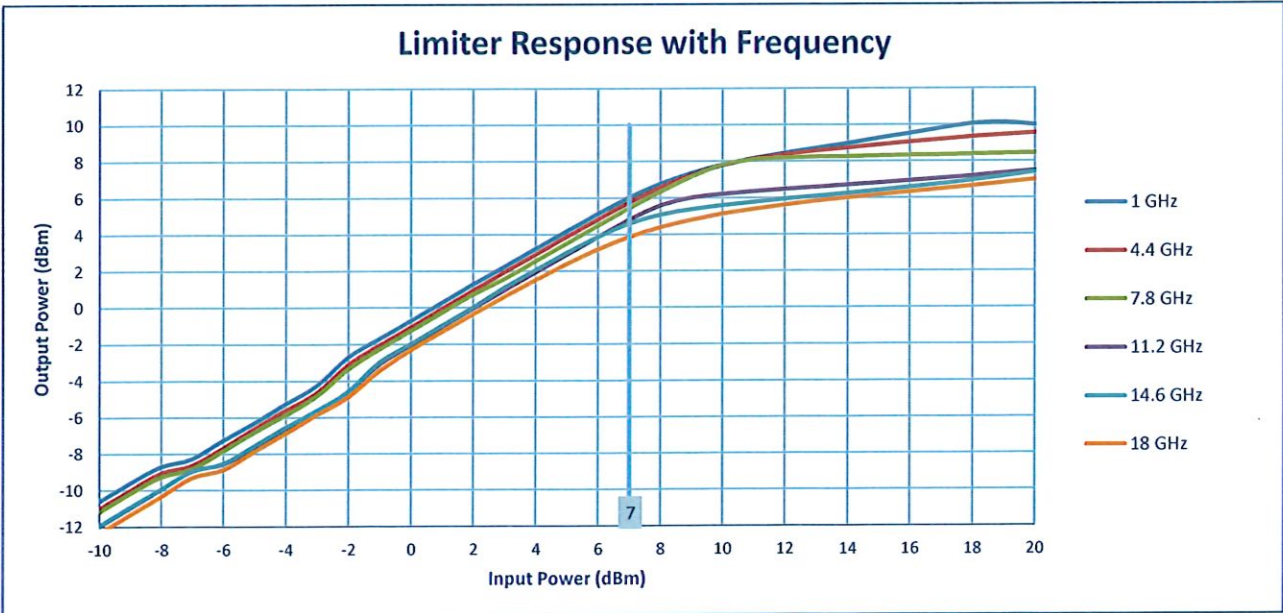
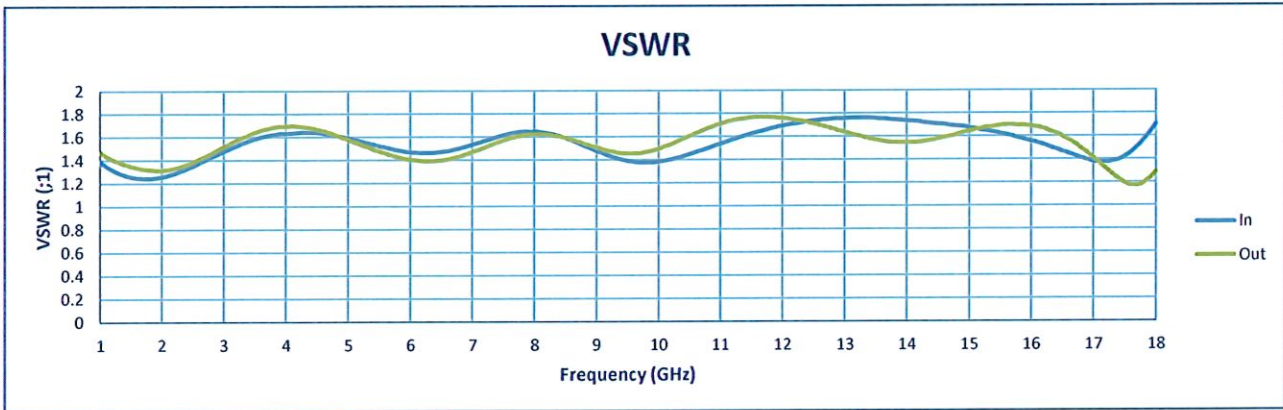
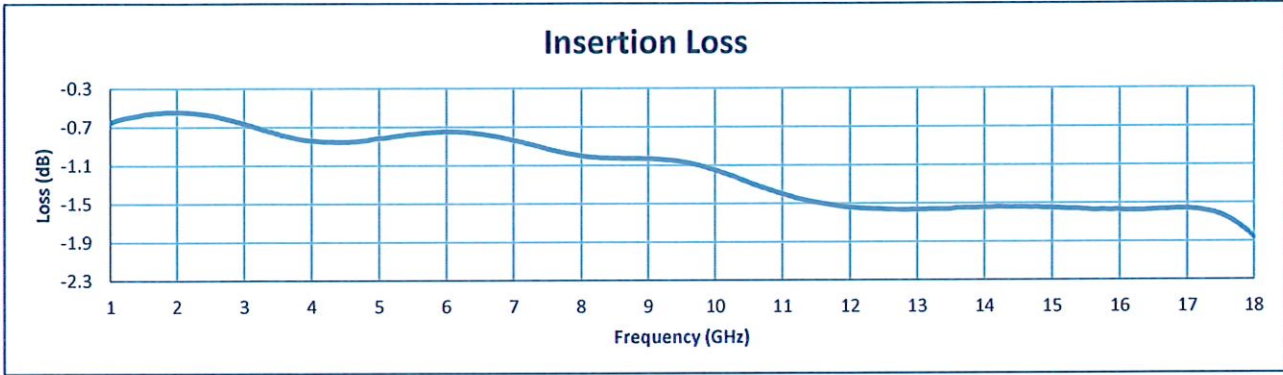
TEST ITEM NO.	PARAMETERS	SPECIFIED VALUE	TEST RESULTS	REMARKS QA/QC	
1	Frequency Range:	1.0 to 18.0 GHz	1.0 to 18.0 GHz	PMI QA6	
2	Insertion Loss:	2.3 dB Max. @ -10 dBm Input Power	1.86 dB See Graph		
3	VSWR:	2.0:1 Max. @ -10 dBm Input Power	1.76:1 In 1.77:1 Out See Graph		
4	Limiting Threshold:	+5 dBm Min. (1 dB Compression)	+7 dBm See Graph		PMI QA6

* FOR ALL OTHER SPECIFICATIONS, SEE TYPICAL CHARACTERISTICS ON THE PMI WEBSITE

QA/QC Approval: Anthony Kardig PMI QA6 Date: 5/19/26

7309-A Grove Road Frederick, MD 21704 USA Phone: (301) 662-5019 Fax: (301) 662-1731
 Email: sales@pmi-rf.com

**SUMMARY TEST DATA
ON
LM-1G18G-16-4W-SMF**



7309-A Grove Road Frederick, MD 21704 USA Phone: (301) 662-5019 Fax: (301) 662-1731
Email: sales@pmi-rf.com