




**SUMMARY TEST DATA  
ON  
LM-1G18G-16-4W-SMF**

Customer: \_\_\_\_\_  
 SO No: \_\_\_\_\_  
 Model No: LM-1G18G-16-4W-SMF  
 Serial No: PL59869/2620  
 Part No: \_\_\_\_\_

Tested By: K Craven  
 Temperature: +25°C  
 Date: 5/5/2026  
 Drawing No: 27634041      REV: A2

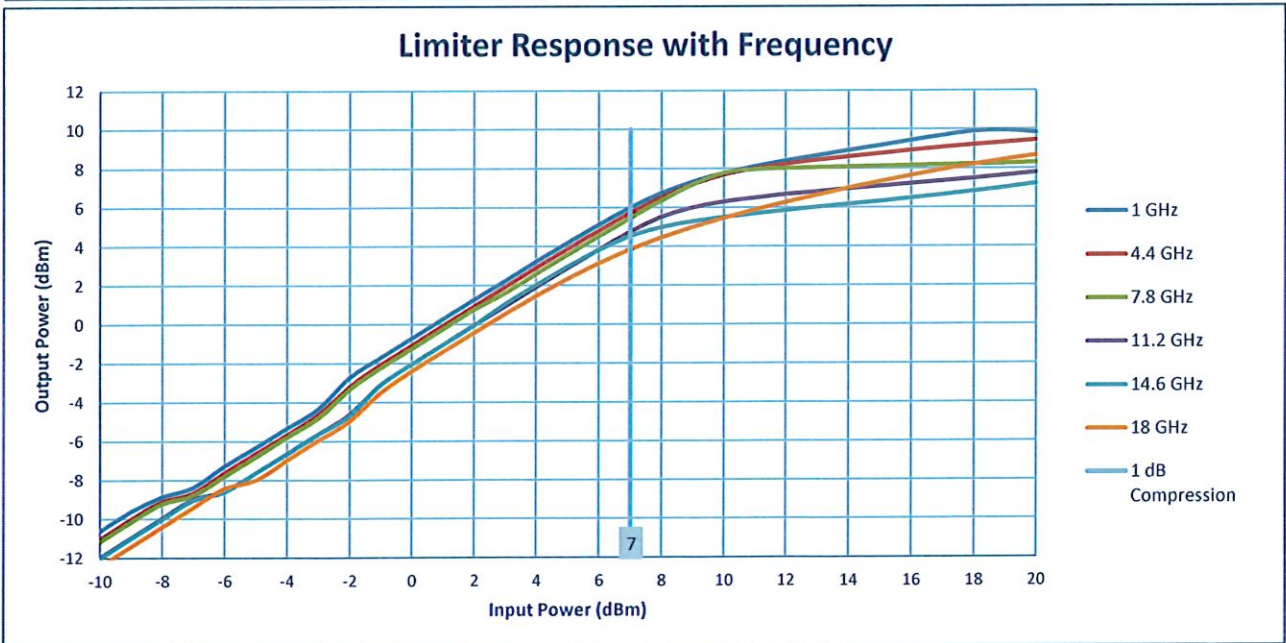
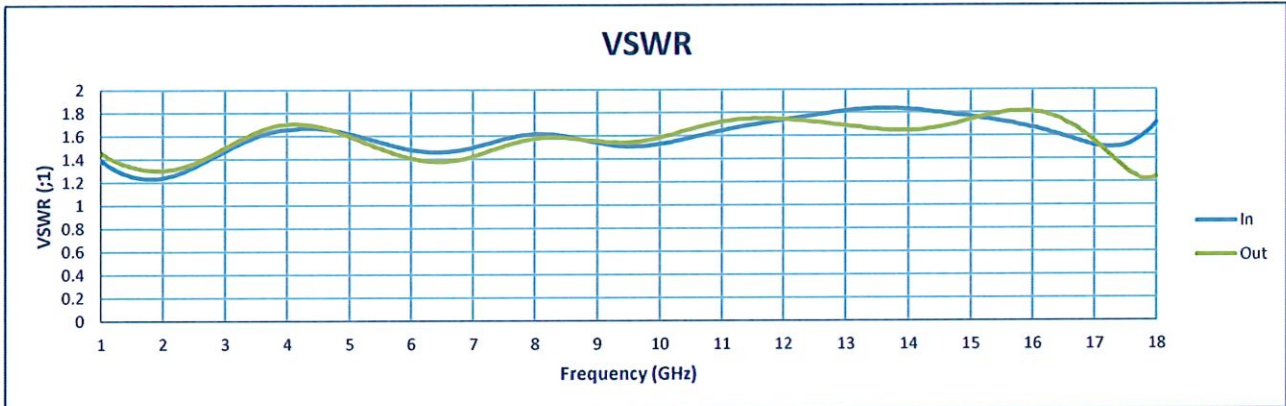
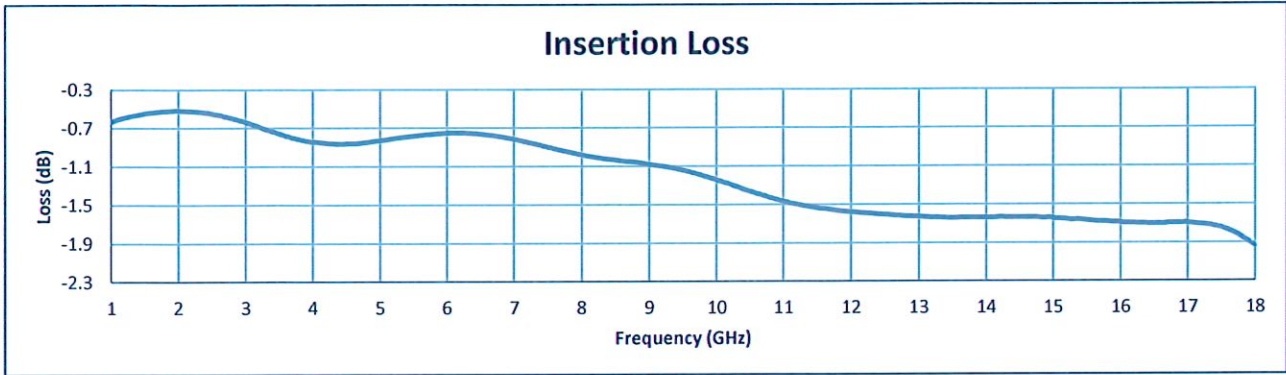
TEST ITEM NO.	PARAMETERS	SPECIFIED VALUE	TEST RESULTS	REMARKS QA/QC
1	Frequency Range:	1.0 to 18.0 GHz	1.0 to 18.0 GHz	<i>PMI QA6</i> 
2	Insertion Loss:	2.3 dB Max. @ -10 dBm Input Power	1.94 dB See Graph	
3	VSWR:	2.0:1 Max. @ -10 dBm Input Power	1.84:1 In 1.81:1 Out See Graph	
4	Limiting Threshold:	+5 dBm Min. (1 dB Compression)	+7 dBm See Graph	

\* FOR ALL OTHER SPECIFICATIONS, SEE TYPICAL CHARACTERISTICS ON THE PMI WEBSITE

QA/QC Approval: *Anthony Hardy* *PMI QA6*      Date: 5/19/26

7309-A Grove Road Frederick, MD 21704 USA Phone: (301) 662-5019 Fax: (301) 662-1731  
 Email: sales@pmi-rf.com

**SUMMARY TEST DATA  
 ON  
 LM-1G18G-16-4W-SMF**



7309-A Grove Road Frederick, MD 21704 USA Phone: (301) 662-5019 Fax: (301) 662-1731  
 Email: sales@pmi-rf.com