Quantic PMI
PLANAR MONOLITHICS

SUMMARY TEST DATA
ON
LM-1G18G-16-4W-SMF

Customer:
SO No:
Model No: LM-1G18G-16-4W-SMF
Serial No: PL60572/2625
Part No:

Tested By: A. Mousavi
Temperature: +25°C
Date: 6/11/2026
Drawing No: 27634041 REV: A2

TEST ITEM NO.	PARAMETERS	SPECIFIED VALUE	Test Results	QA QC
1	Frequency Range:	1.0 to 18.0 GHz	1.0 to 18.0 GHz	PMI QA6
2	Insertion Loss:	2.3 dB Max. @ -10 dBm Input Power	2.23 dB See Graph	
3	Leakage Power:	40 mW Max.	Pass See Typical Characteristics	
4	Spike Leakage:	0.1 erg. Max.	Pass See Typical Characteristics	
5	Recovery Time:	250 ns Max. @ 1000 W Peak Power	Pass See Typical Characteristics	
6	VSWR:	2.0:1 Max. @ -10 dBm Input Power	1.96:1 In 1.8:1 Out See Graph	
7	RF Power Handling:	4 W CW Max.	Pass See Typical Characteristics	
		1000 W Peak Max. (1 µs PW, 0.1% DC)	Pass See Typical Characteristics	
8	Limiting Threshold:	+5 dBm Min. (1 dB Compression)	+8 dBm See Graph	PMI QA6

QA/QC Approval: Anthony Hardy PMI QA6 Date: 6/11/26

7309-A Grove Road Frederick, MD 21704 USA Phone: (301) 662-5019 Fax: (301) 662-1731
Email: sales@pmi-rf.com

SUMMARY TEST DATA
ON
LM-1G18G-16-4W-SMF

PL60572/2625

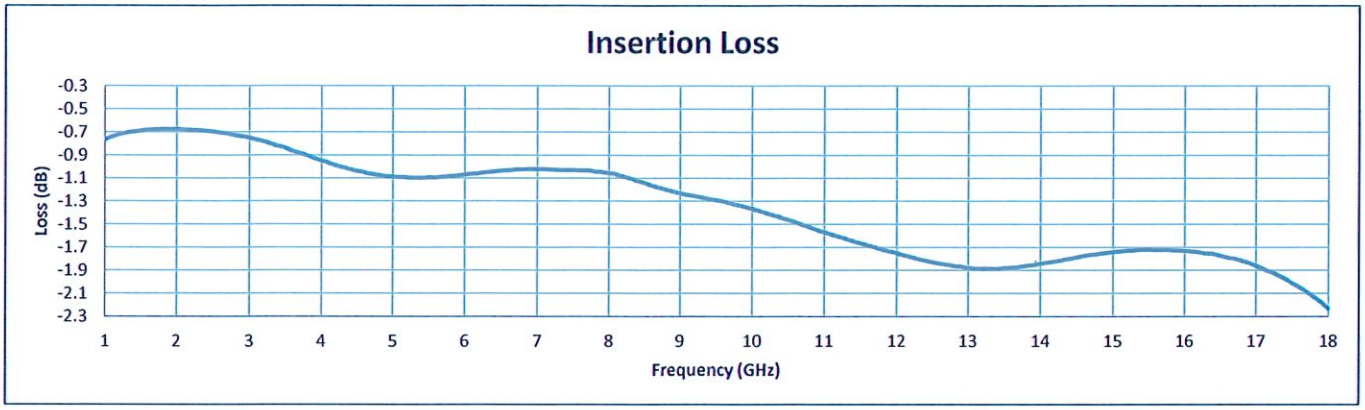

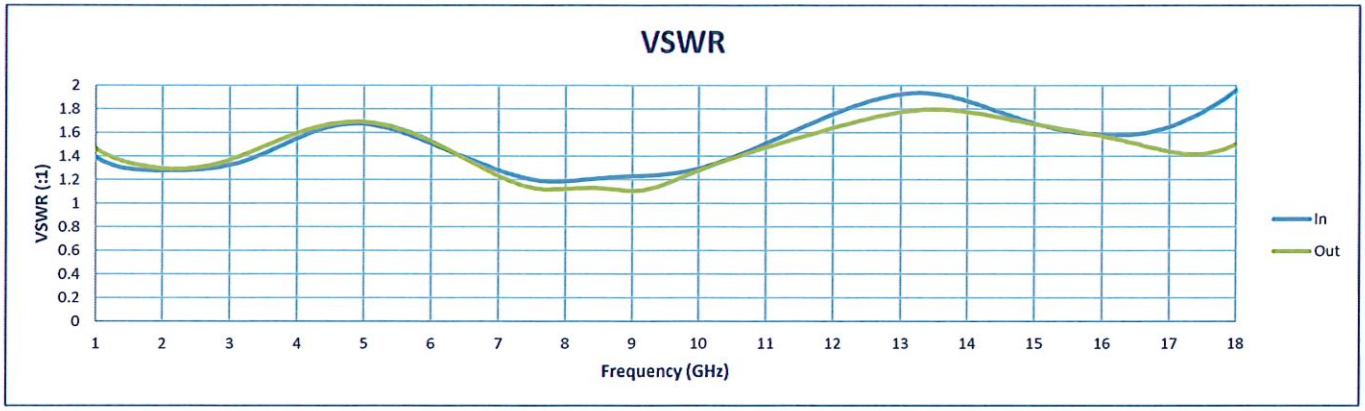

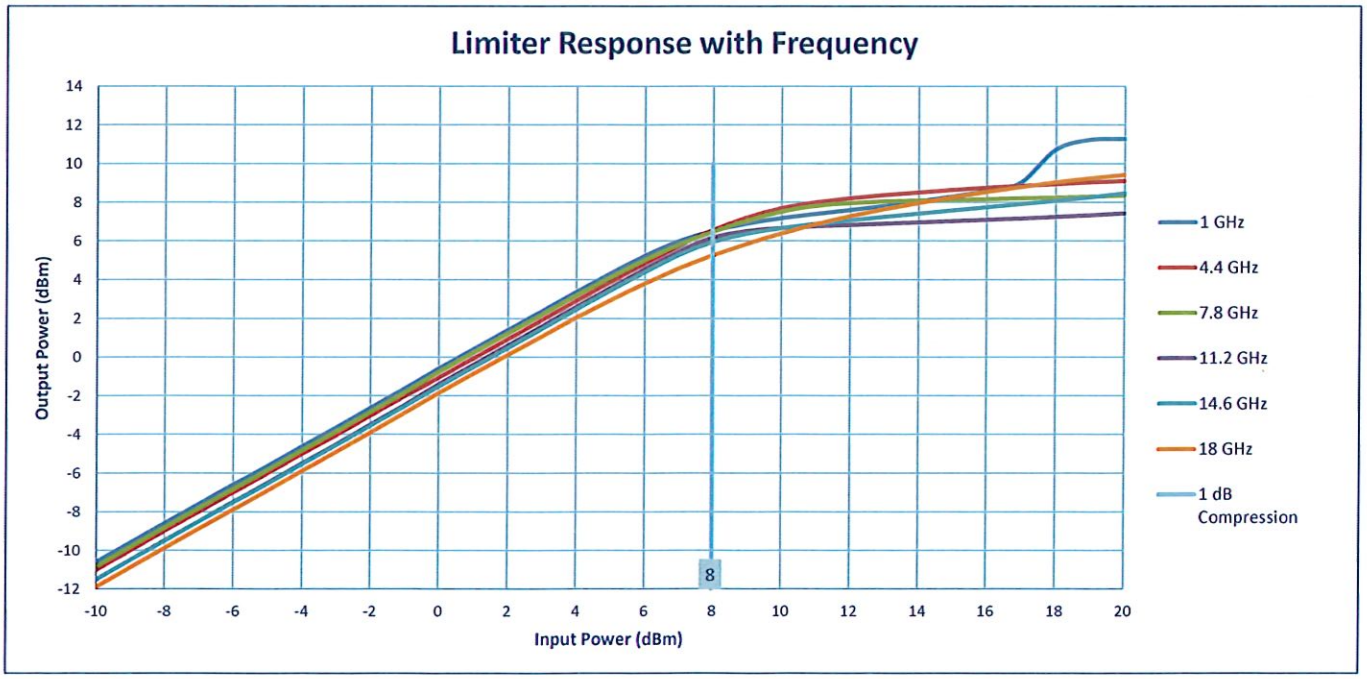

7309-A Grove Road Frederick, MD 21704 USA Phone: (301) 662-5019 Fax: (301) 662-1731
Email: sales@pmi-rf.com