

**SUMMARY TEST DATA  
ON  
PXS-12G18G-65-T-SFF**

61281

Customer: _____	Tested By: <b>H. HOLVICK</b>
SO No: _____	Temperature: <b>+25°C</b>
Model No: <b>PXS-12G18G-65-T-SFF</b>	Date: <b>04/30/16</b>
Serial No: <b>61281</b>	Drawing No: <b>27626962</b> Rev: <b>A1</b>
Part No: _____	

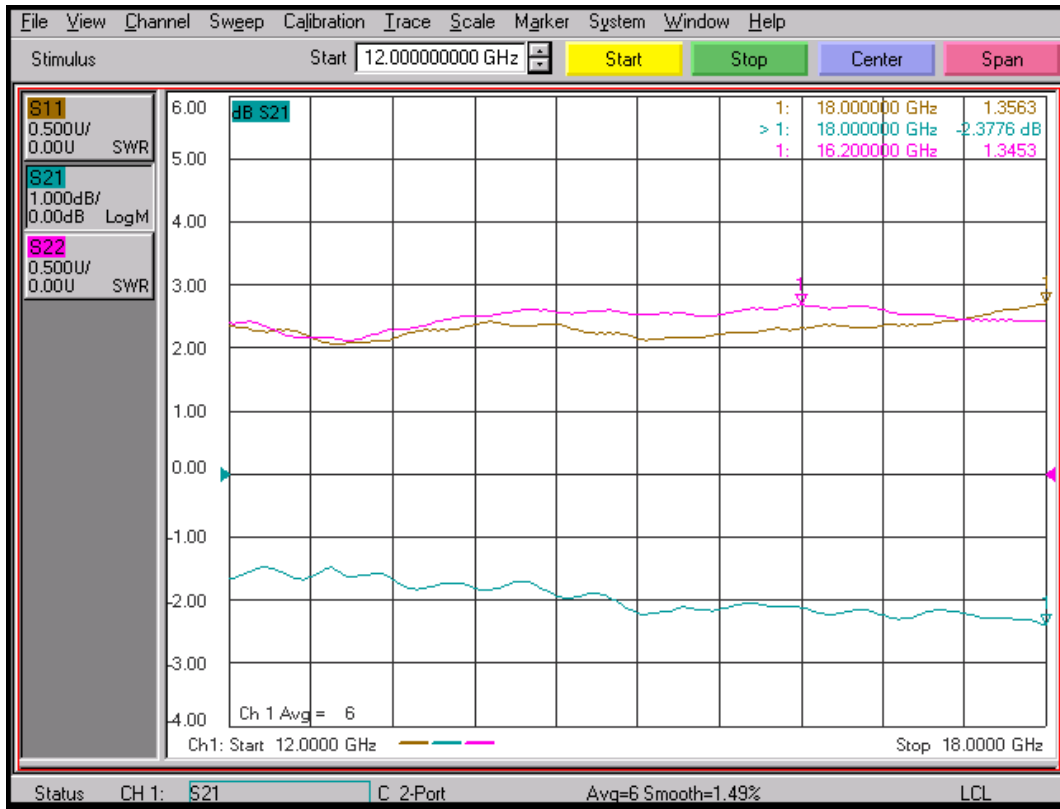
TEST. ITEM NO	PARAMETERS	SPECIFIED VALUE	TEST RESULTS	QA QC
1	Frequency Range	12.0 TO 18.0 GHz	12.0 TO 18.0 GHz	
2	Insertion Loss	3.0 dB Max	2.65 dB (See Plot)	
3	VSWR	2.0:1 Max	1.93:1 (See Plot)	
4	Isolation	65 dB Min	77.0 dB (See Plot)	
5	Switching Speed	100 ns Max	See Typical Characteristics	
6	Input Power	+27dBm (0.5 WATT) Max	Pass	
7	DC Supply	+5VDC -15VDC (±3V)	45 mA 73 mA	
8	Control Signal	TTL LOGIC "0" J1-J2, J3-J4 = Insertion Loss J1-J4, J2-J3 = Isolation TTL LOGIC "1" J1-J4, J2-J3 = Insertion Loss J1-J2, J3-J4 = Isolation	Pass	

QA/QC Approval: \_\_\_\_\_ Date: \_\_\_\_\_

**(J1 – J2) Insertion Loss and Return Loss**

**SUMMARY TEST DATA  
ON  
PXS-12G18G-65-T-SFF**

61281



[\(J1 – J2\) Isolation and Termination Return Loss](#)

**SUMMARY TEST DATA  
ON  
PXS-12G18G-65-T-SFF**

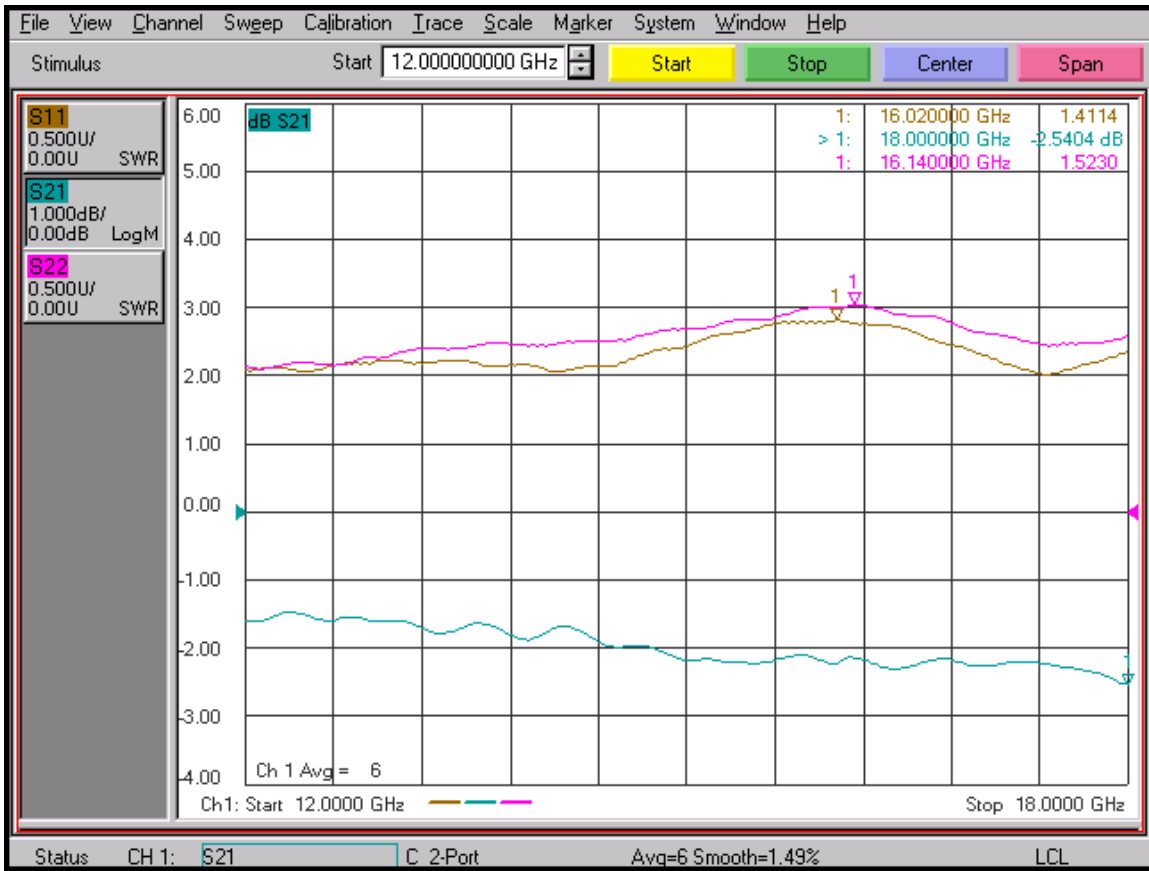
61281



**(J3 – J4) Insertion Loss and Return Loss**

**SUMMARY TEST DATA  
ON  
PXS-12G18G-65-T-SFF**

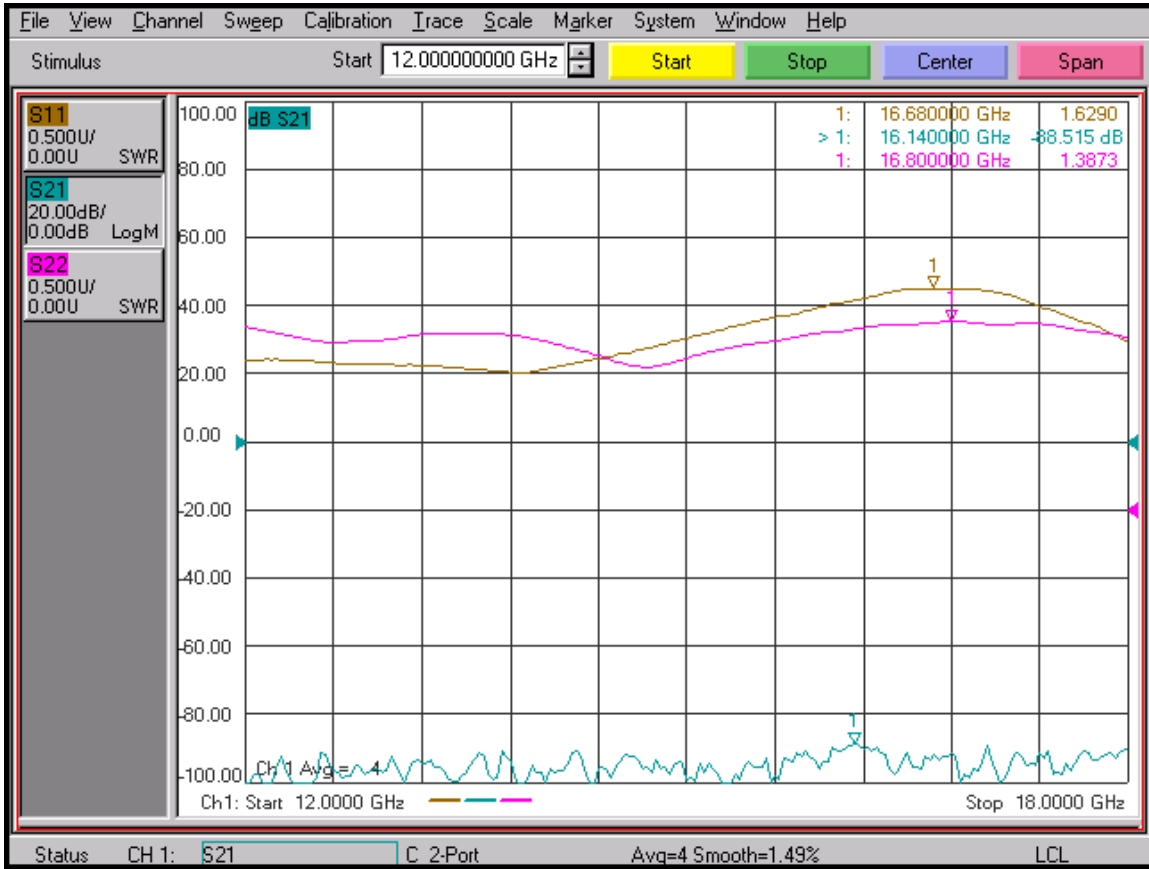
61281



**(J3– J4) Isolation and Termination Return Loss**

**SUMMARY TEST DATA  
ON  
PXS-12G18G-65-T-SFF**

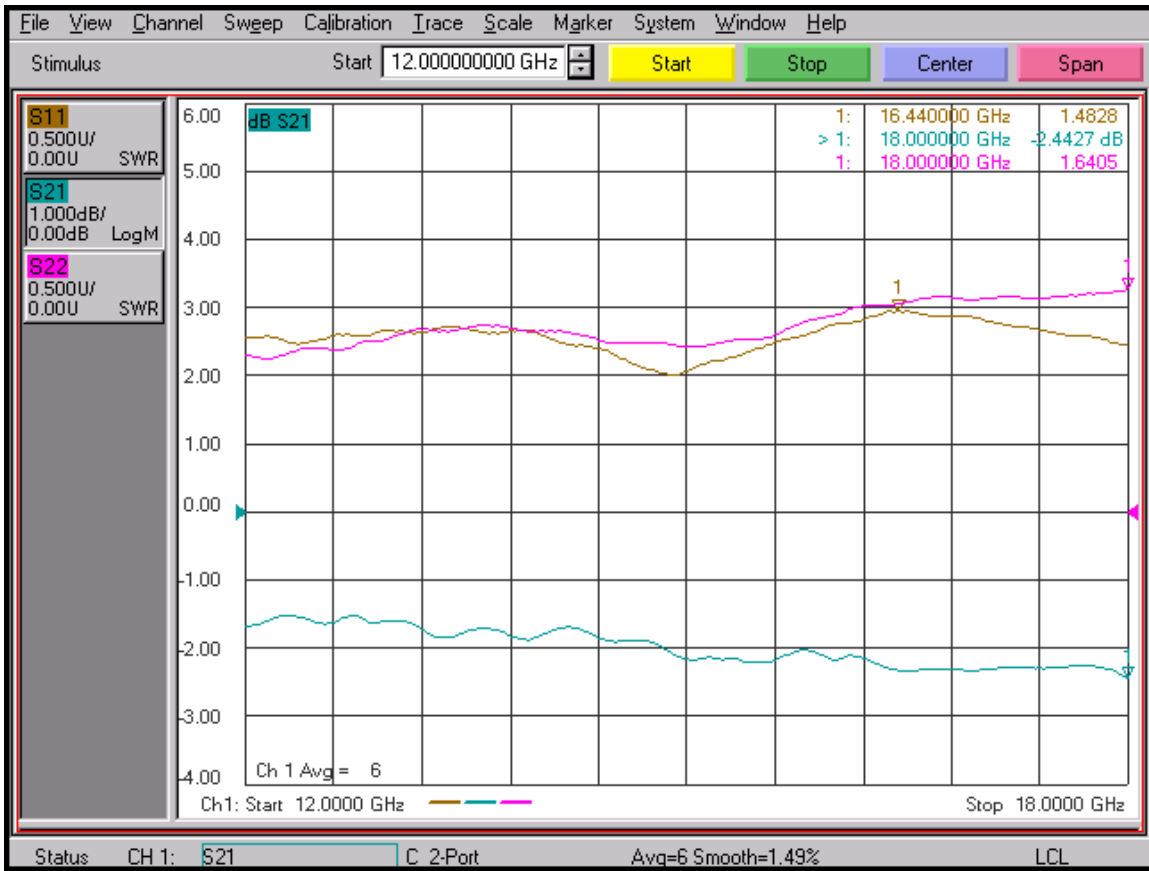
61281



(J1 – J4) Insertion Loss and Return Loss

**SUMMARY TEST DATA  
ON  
PXS-12G18G-65-T-SFF**

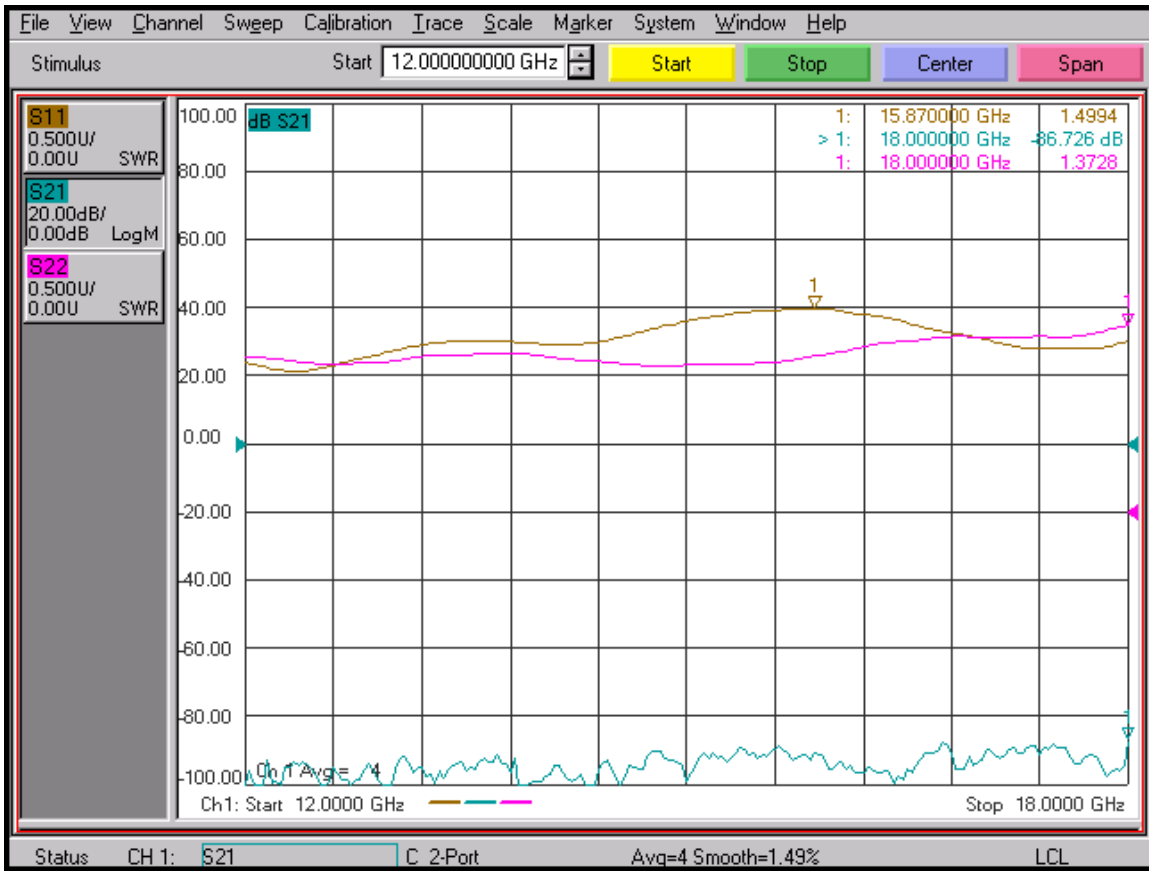
61281



**(J1 – J4) Isolation and Termination Return Loss**

**SUMMARY TEST DATA  
ON  
PXS-12G18G-65-T-SFF**

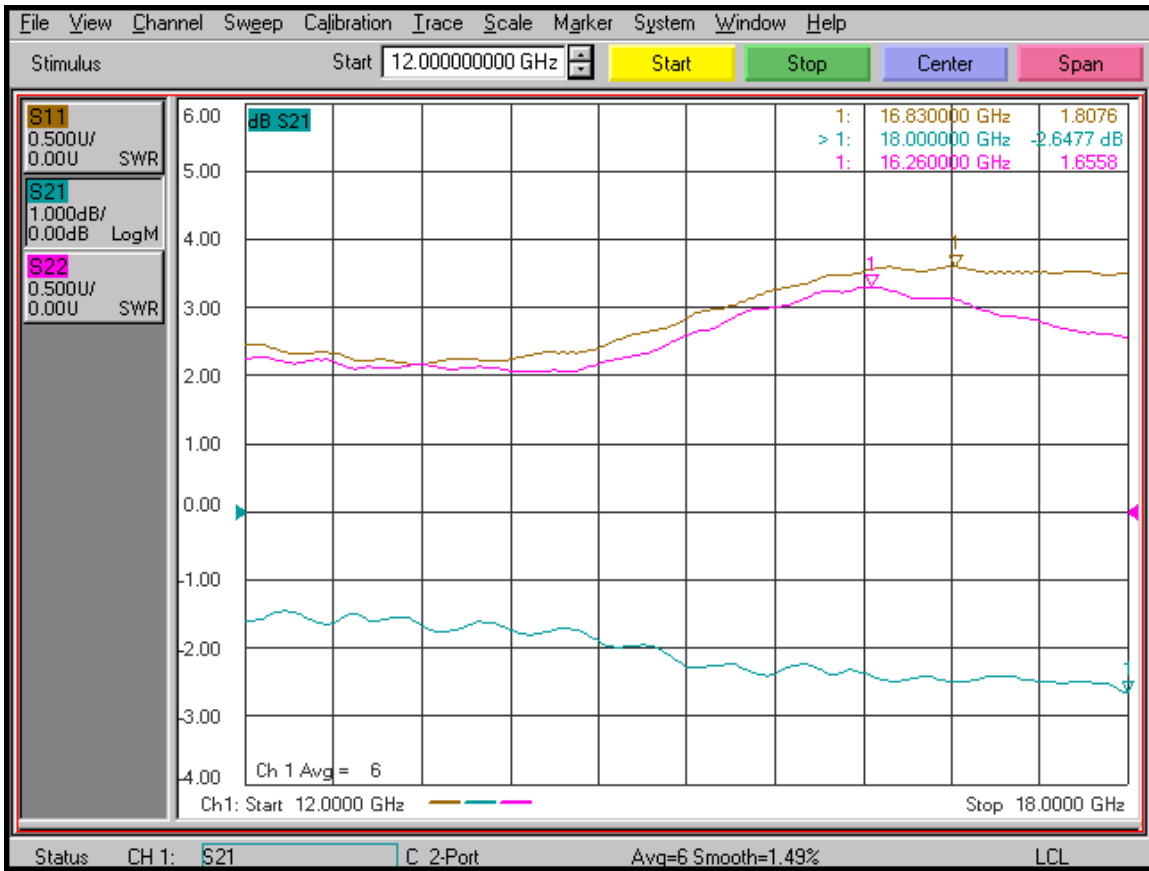
61281



(J2 – J3) Insertion Loss and Return Loss

**SUMMARY TEST DATA  
ON  
PXS-12G18G-65-T-SFF**

61281



[\(J2 – J3\) Isolation and Termination Return Loss](#)



**SUMMARY TEST DATA  
ON  
PXS-12G18G-65-T-SFF**

61281

