

**SUMMARY TEST DATA
ON
PXS-12G18G-65-T-SFF**

161289

Customer: _____	Tested By: <u>H. HOLVICK</u>
SO No: _____	Temperature: <u>+25°C</u>
Model No: <u>PXS-12G18G-65-T-SFF</u>	Date: <u>04/30/16</u>
Serial No: <u>61289</u>	Drawing No: <u>27626963</u> Rev: <u>A1</u>
Part No: _____	

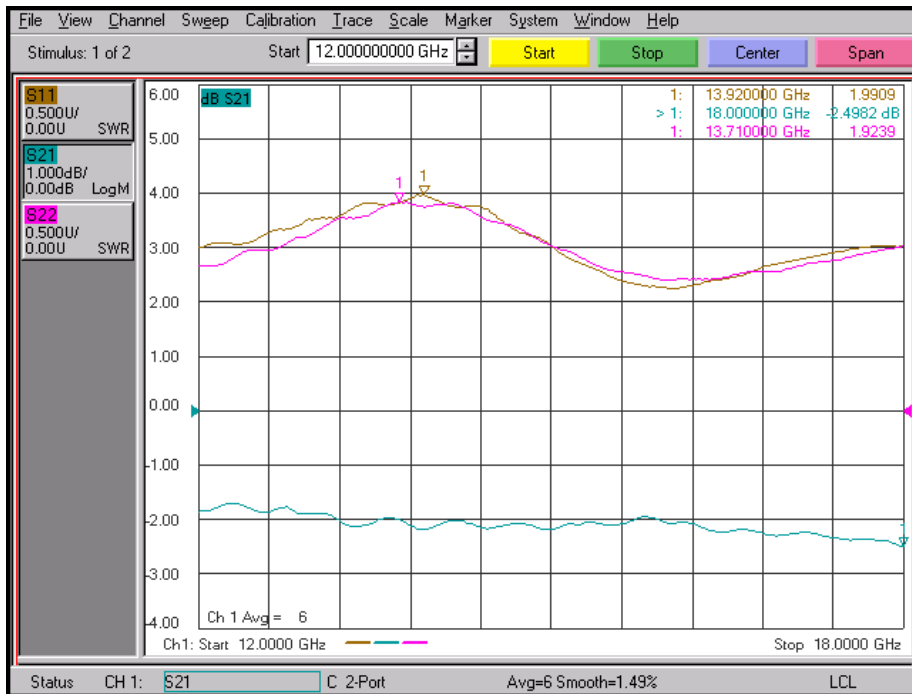
TEST. ITEM NO	PARAMETERS	SPECIFIED VALUE	TEST RESULTS	QA QC
1	Frequency Range	12.0 TO 18.0 GHz	12.0 TO 18.0 GHz	
2	Insertion Loss	3.0 dB Max	2.69 dB (See Plot)	
3	VSWR	2.0:1 Max	1.99 :1 (See Plot)	
4	Isolation	65 dB Min	80.14 dB (See Plot)	
5	Switching Speed	100 ns Max	See Typical Characteristics	
6	Input Power	+27dBm (0.5 WATT) Max	Pass	
7	DC Supply	+5VDC -15VDC (±3V)	74 mA 45 mA	
8	Control Signal	TTL LOGIC "0" J1-J2, J3-J4 = Insertion Loss J1-J4, J2-J3 = Isolation TTL LOGIC "1" J1-J4, J2-J3 = Insertion Loss J1-J2, J3-J4 = Isolation	Pass	

QA/QC Approval: _____ Date: _____

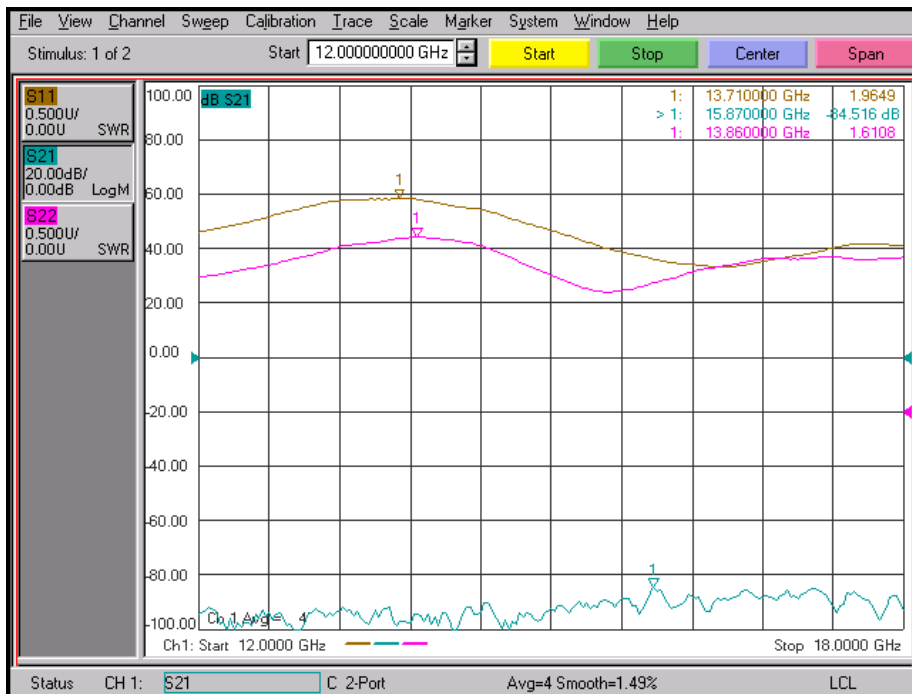
SUMMARY TEST DATA ON PXS-12G18G-65-T-SFF

161289

(J1 – J2) Insertion Loss and Return Loss



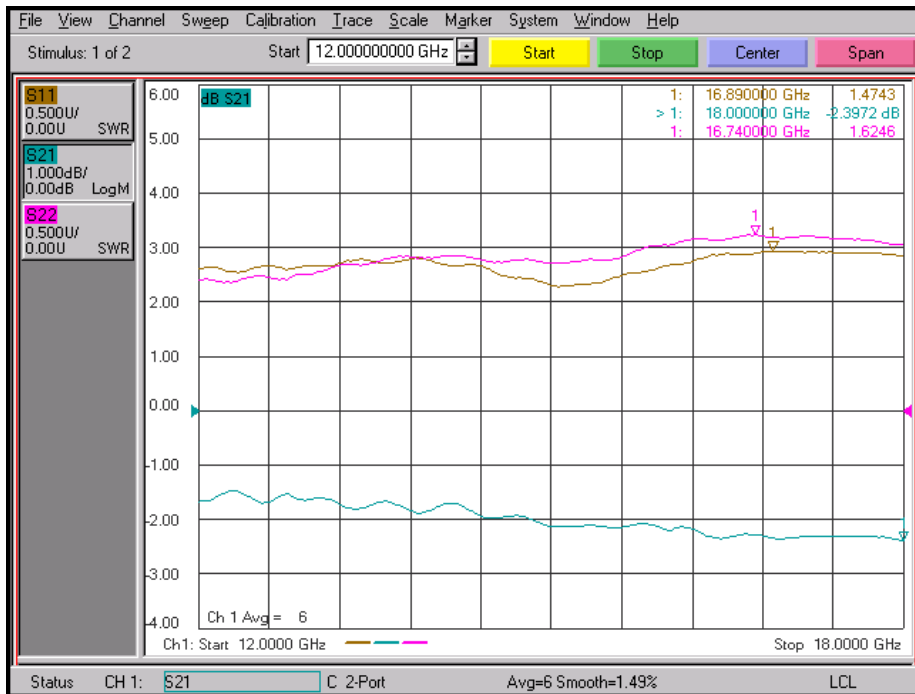
(J1 – J2) Isolation and Termination Return Loss



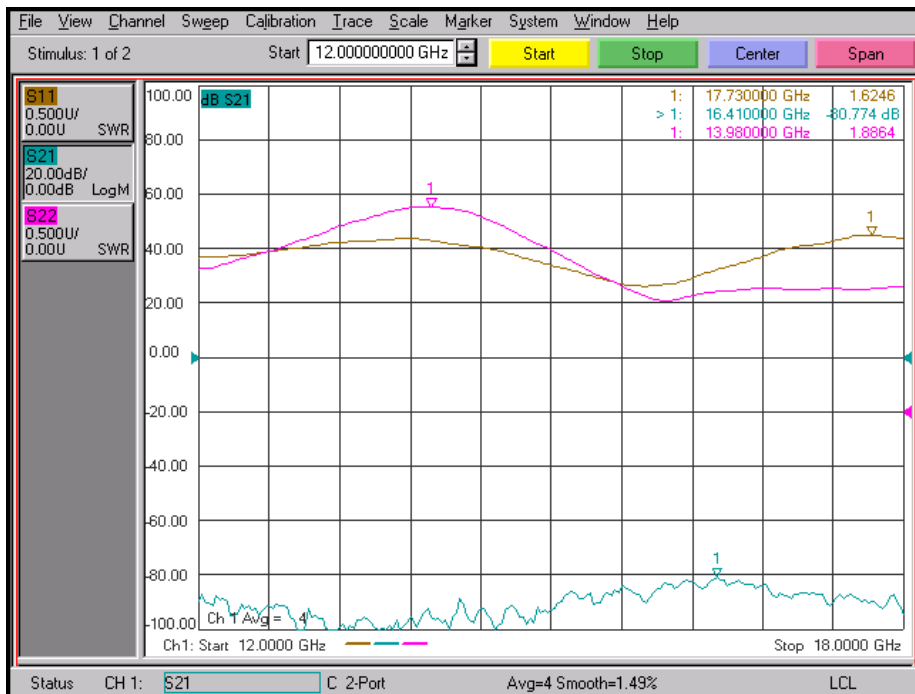
SUMMARY TEST DATA ON PXS-12G18G-65-T-SFF

161289

(J3 – J4) Insertion Loss and Return Loss



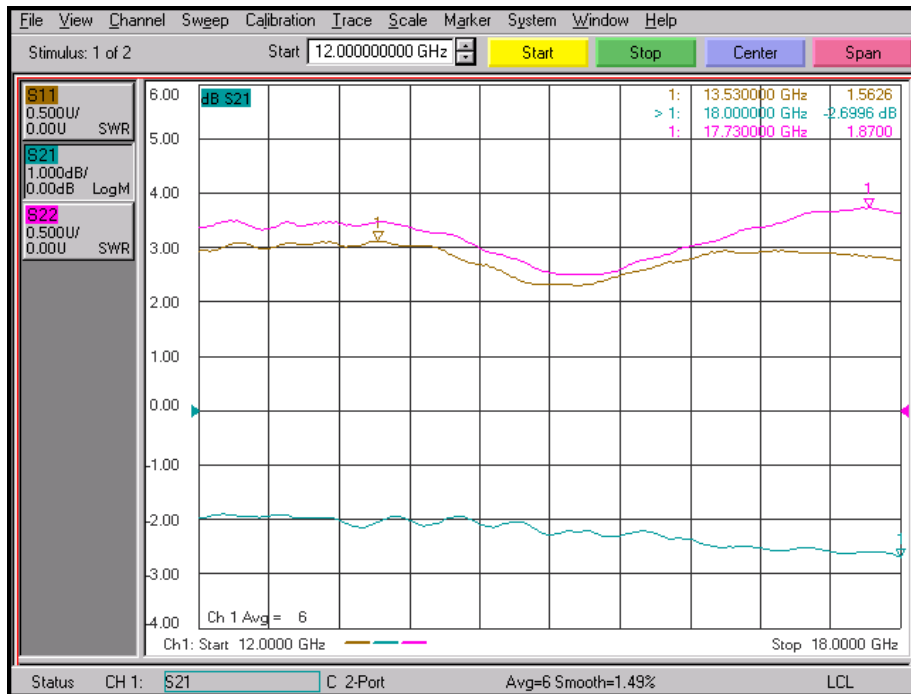
(J3– J4) Isolation and Termination Return Loss



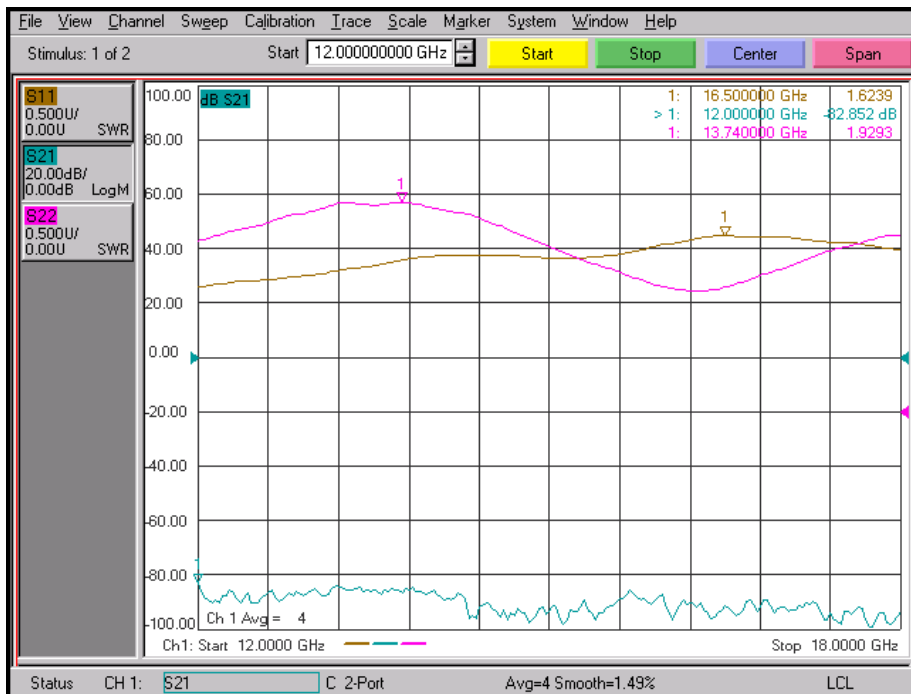
SUMMARY TEST DATA ON PXS-12G18G-65-T-SFF

161289

(J1 – J4) Insertion Loss and Return Loss



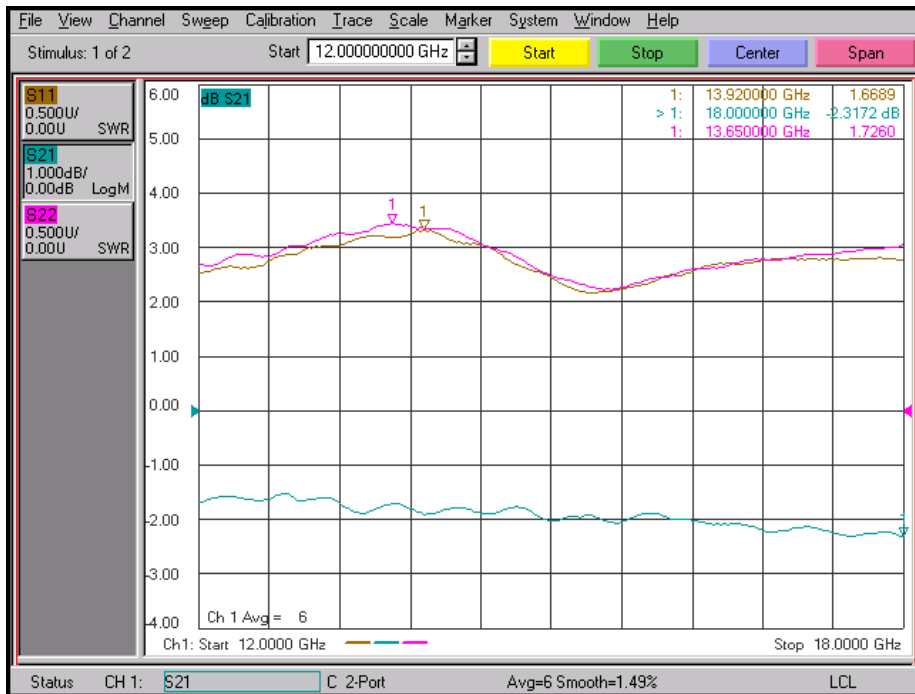
(J1 – J4) Isolation and Termination Return Loss



SUMMARY TEST DATA ON PXS-12G18G-65-T-SFF

161289

(J2 – J3) Insertion Loss and Return Loss



(J2 – J3) Isolation and Termination Return Loss

