PMI
PLANAR MONOLITHICS

SUMMARY TEST
ON
DD-10M18G-ZBS-SMF-ROHS

Customer:
SO No:
Model No: DD-10M18G-ZBS-SMF-ROHS
Serial No: PL61932/2634

Tested By: K Craven
Temperature: +25°C
Date: 8/20/2026
Drawing No: 27651080 Rev: A1

TEST ITEM NO.	PARAMETERS	SPECIFIED VALUE	TEST RESULTS	QA QC
1	Operating Frequency:	10 MHz to 18 GHz	10 MHz to 18 GHz	PMI QA5
2	Input VSWR:	1.5:1 Typ. 2.0:1 Max.	1.7 :1 See Graph	
3	Polarity	NEGATIVE	NEGATIVE	
4	Flatness	±1 dB Typ	±0.92 dB See Graph	
5	Sensitivity	0.5 ± 0.05 mV/µW Typ. Square-law region (-25 to -10 dBm)	0.57 mV/µW See Graph	
6	Maximum Input Power:	100 mW (+20 dBm)	Pass See Graphs	
7	Capacitance	30 pf Typ. (With 50 Ω RG58 Cable ≤ 2 FT)	Pass	PMI QA5

Note 1: CW measurements performed with 50 Ω RF source and high-impedance output load.

QA/QC Approval: Joseph Legal

Date: 8/25/26

7309-A Grove Road Frederick, MD 21704 USA Phone: (301)662-5019 Fax: (301)662-1731
Email: sales@pmi-rf.com

PLANAR MONOLITHICS

SUMMARY TEST ON DD-10M18G-ZBS-SMF-ROHS

Transfer Curve

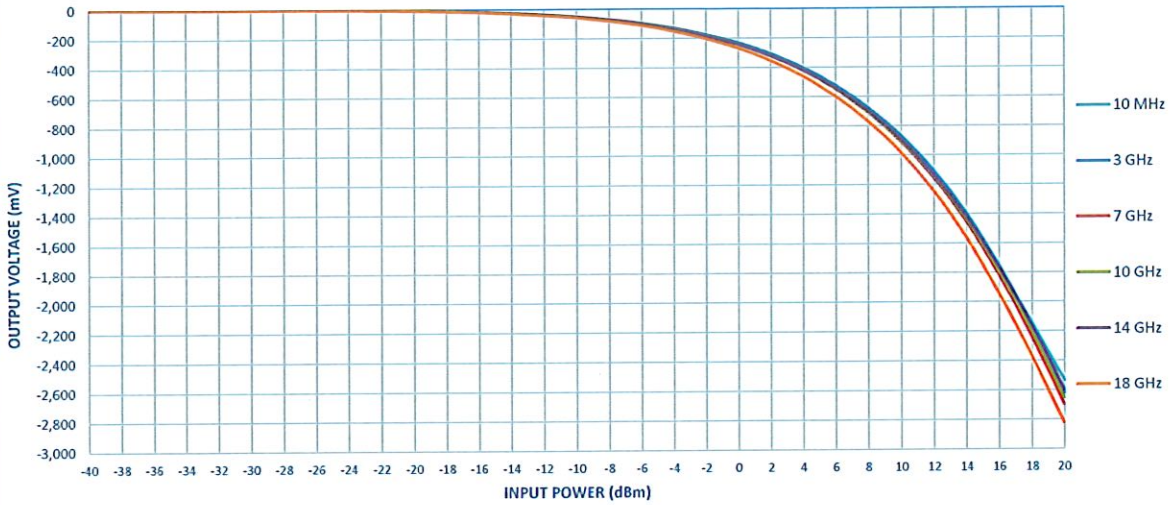

Sensitivity

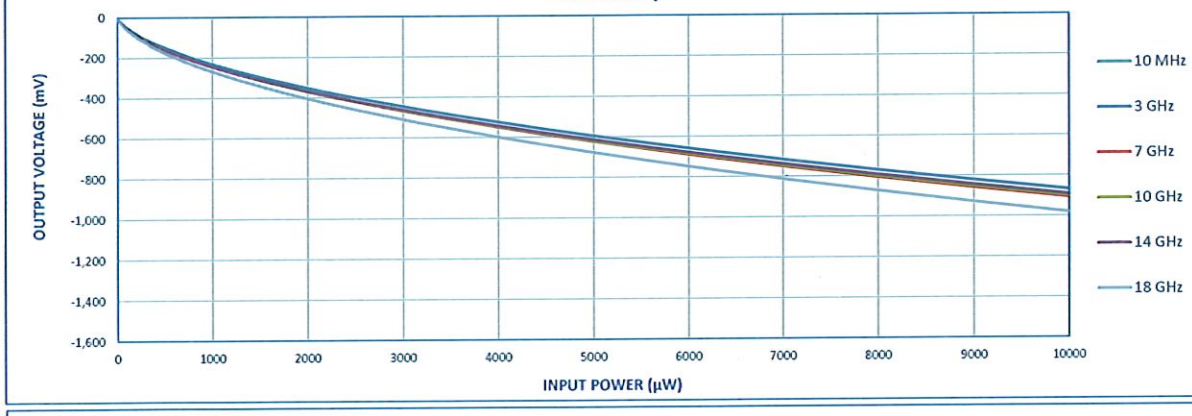

VSWR Vs Frequency

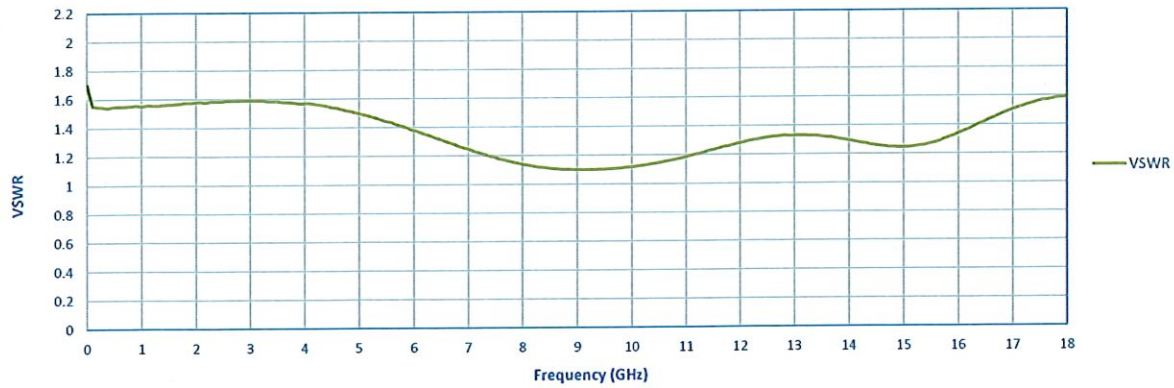

7309-A Grove Road Frederick, MD 21704 USA Phone: (301)662-5019 Fax: (301)662-1731
Email: sales@pmi-rf.com