

**SUMMARY TEST DATA  
ON  
APD-4-800M2D5G-SFF-30W**

71806

Customer: \_\_\_\_\_ Tested By: Jerry N. / J. Peacher  
 SO No: \_\_\_\_\_ Temperature: +25°C  
 Model No: \_\_\_\_\_ Date: 12/27/17  
 Serial No: 71806 Drawing No: 27625662 Rev: A1

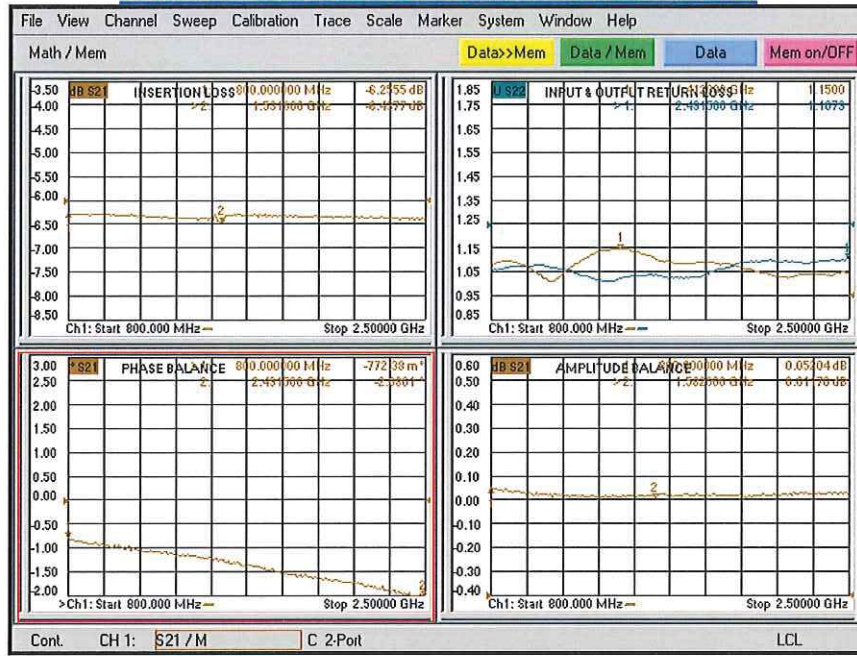
TEST. ITEM NO	PARAMETERS	SPECIFIED VALUE	TEST RESULTS	QA QC
1	Frequency Range	0.8 TO 2.5 GHz	0.8 TO 2.5 GHz	PMI QA 2
2	Insertion Loss	≤0.7 dB	0..21dB (See Plot)	
3	VSWR	≤1.25:1	1.15:1 (See Plot)	
4	Isolation	20 dB Minimum	22.9dB (See Plot)	
5	Amplitude Balance	≤±0.3 dB	± 0.07dB (See Plot)	
6	Phase Balance	≤±6°	± 2.08°	
7	Power Handling	Forward ≤30 W Reversed ≤1 W	30W	
8	Impedance	50 Ω	50 Ω	PMI QA 2

QA/QC Approval: *J. Peacher* PMI QA 2 Date: 12/28/17

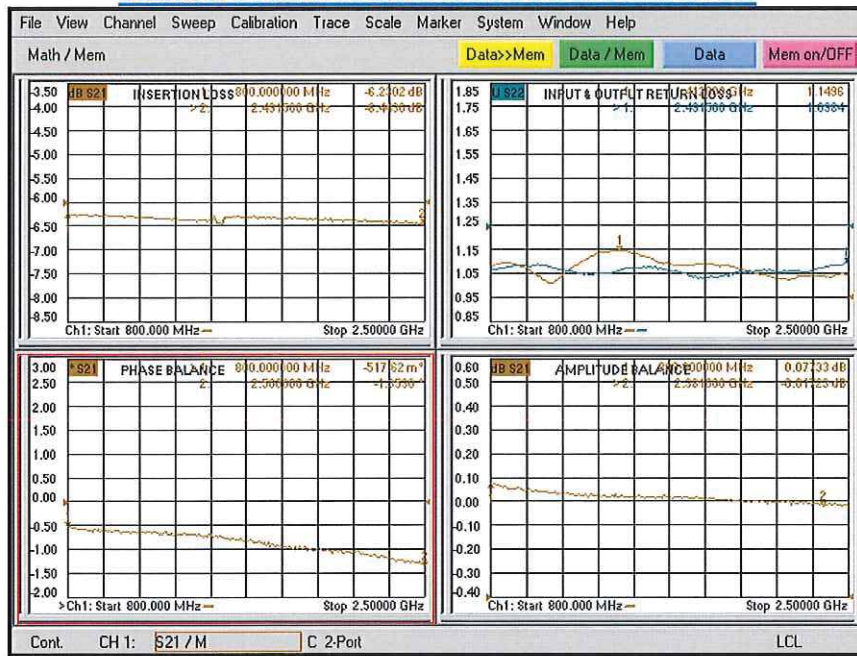
**SUMMARY TEST DATA  
ON  
APD-4-800M2D5G-SFF-30W**

71806

**J1-J2  
RETURN LOSS/INSERTION LOSS  
PHASE BALANCE/AMPLITUDE BALANCE**



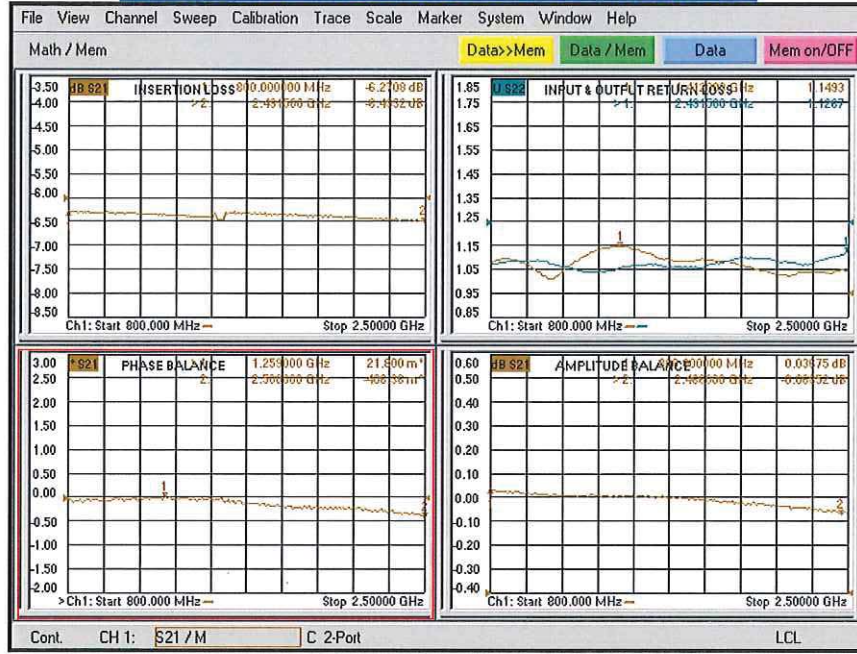
**J1-J3  
RETURN LOSS/INSERTION LOSS  
PHASE BALANCE/AMPLITUDE BALANCE**



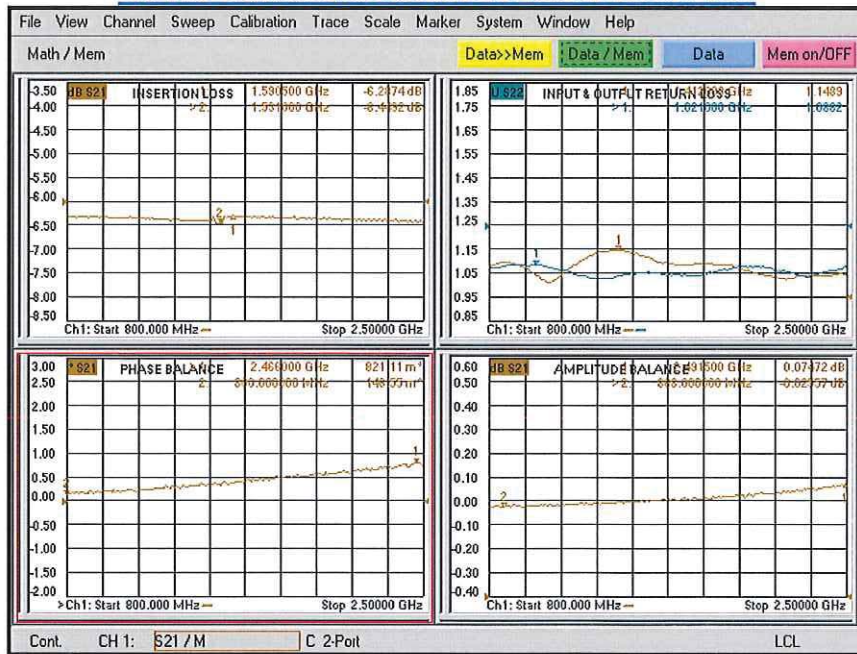
**SUMMARY TEST DATA  
ON  
APD-4-800M2D5G-SFF-30W**

71806

**J1-J4  
RETURN LOSS/INSERTION LOSS  
PHASE BALANCE/AMPLITUDE BALANCE**



**J1-J5  
RETURN LOSS/INSERTION LOSS  
PHASE BALANCE/AMPLITUDE BALANCE**



**SUMMARY TEST DATA  
ON  
APD-4-800M2D5G-SFF-30W**

71806

**J2-J3  
ISOLATION**



**J3-J4  
ISOLATION**



**SUMMARY TEST DATA  
ON  
APD-4-800M2D5G-SFF-30W**

71806

**J4-J5  
ISOLATION**

