

**SUMMARY TEST DATA
ON
APD-4-800M2D5G-SFF-30W**

71808

Customer: _____	Tested By: <u>Jerry N. / J. Peacher</u>
SO No: _____	Temperature: <u>+25°C</u>
Model No: _____	Date: <u>12/27/17</u>
Serial No: <u>71808</u>	Drawing No: <u>27625662</u> Rev: <u>A1</u>

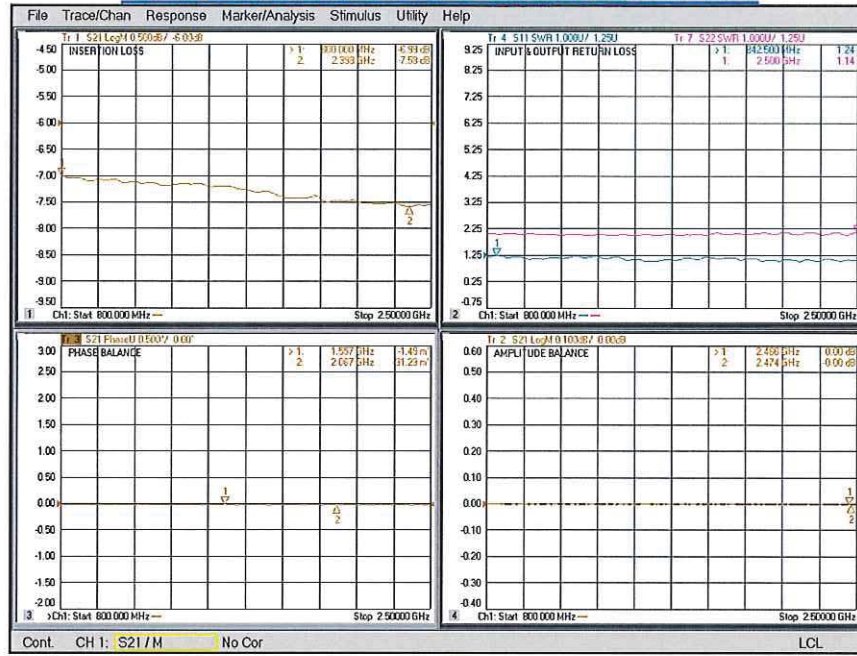
TEST. ITEM NO	PARAMETERS	SPECIFIED VALUE	TEST RESULTS	QA QC
1	Frequency Range	0.8 TO 2.5 GHz	0.8 TO 2.5 GHz	PMI QA 2
2	Insertion Loss	≤0.7 dB	0.68dB (See Plot)	
3	VSWR	≤1.25:1	1.24:1 (See Plot)	
4	Isolation	20 dB Minimum	22.9dB (See Plot)	
5	Amplitude Balance	≤±0.3 dB	± 0.07dB (See Plot)	
6	Phase Balance	≤±6°	± 1.9°	
7	Power Handling	Forward ≤30 W Reversed ≤1 W	30W	
8	Impedance	50 Ω	50 Ω	PMI QA 2

QA/QC Approval:  PMI QA 2 Date: 12/28/17

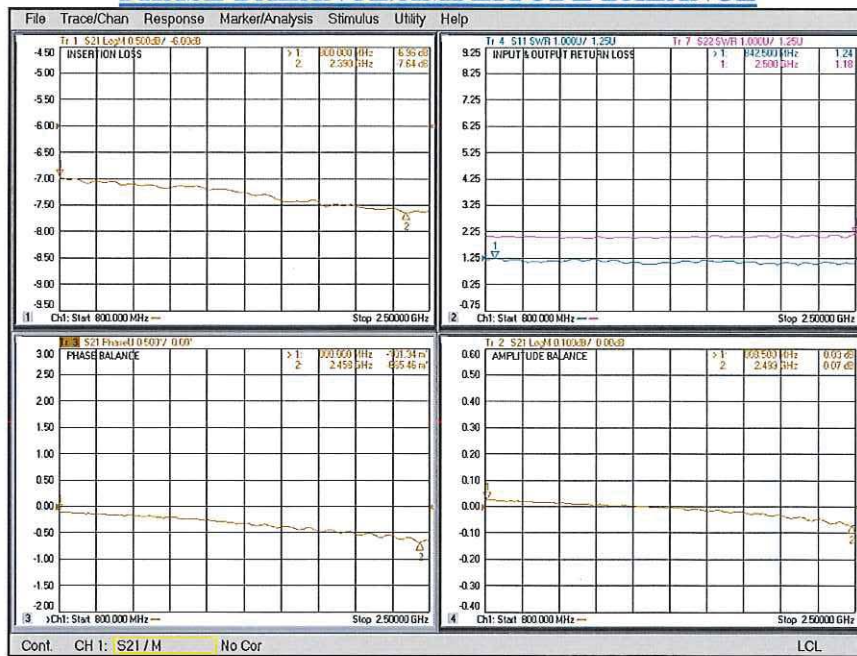
**SUMMARY TEST DATA
ON
APD-4-800M2D5G-SFF-30W**

71808

**J1-J2
RETURN LOSS/INSERTION LOSS
PHASE BALANCE/AMPLITUDE BALANCE**



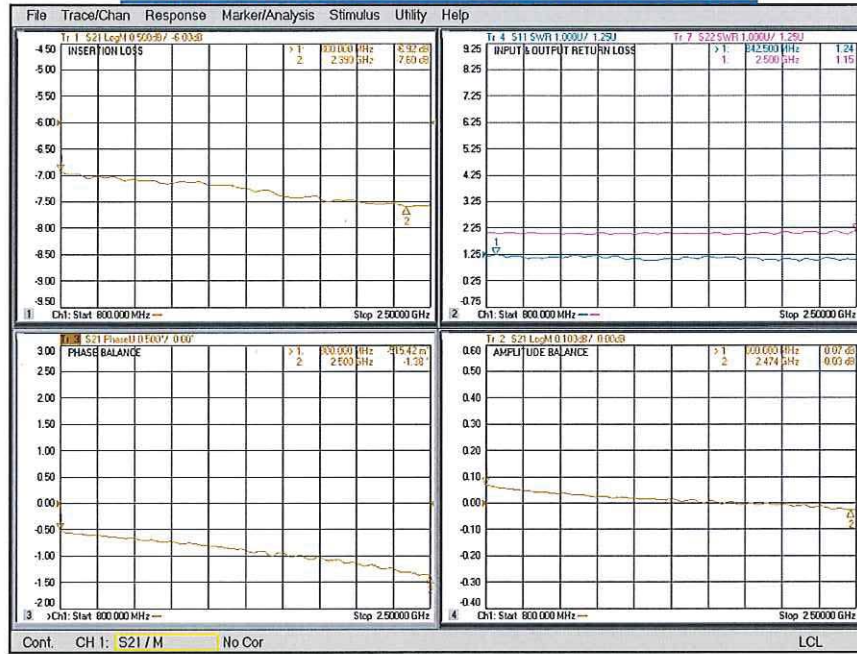
**J1-J3
RETURN LOSS/INSERTION LOSS
PHASE BALANCE/AMPLITUDE BALANCE**



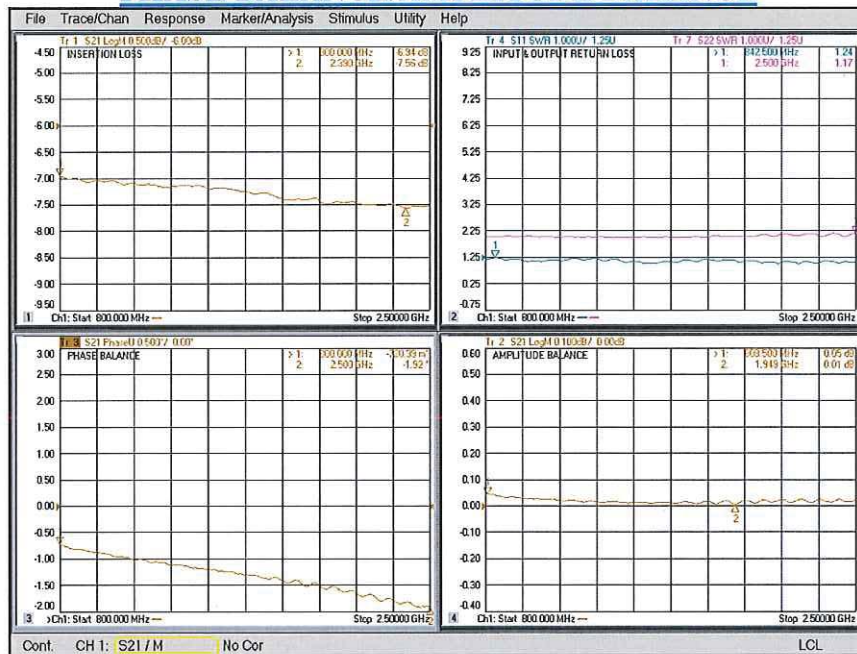
**SUMMARY TEST DATA
ON
APD-4-800M2D5G-SFF-30W**

71808

**J1-J4
RETURN LOSS/INSERTION LOSS
PHASE BALANCE/AMPLITUDE BALANCE**



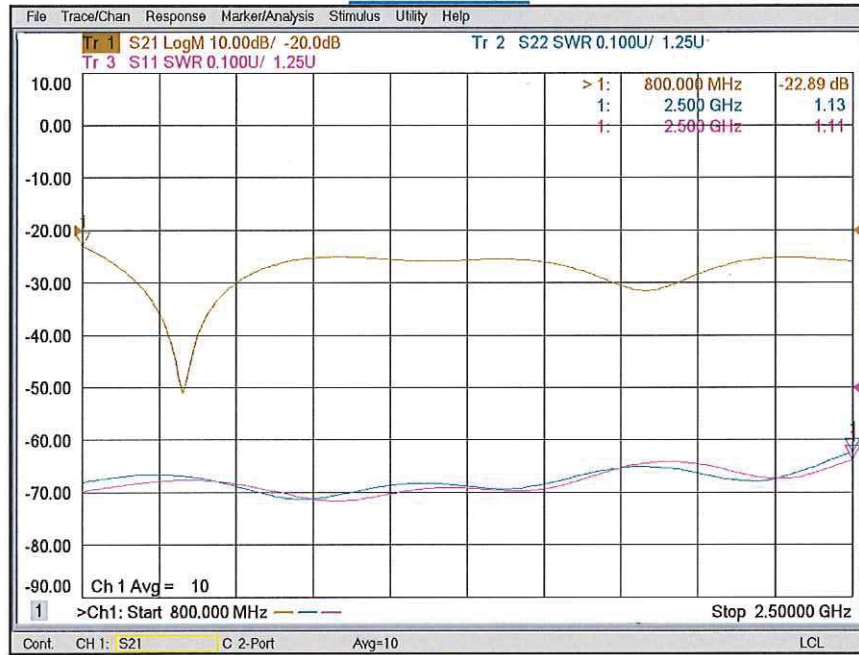
**J1-J5
RETURN LOSS/INSERTION LOSS
PHASE BALANCE/AMPLITUDE BALANCE**



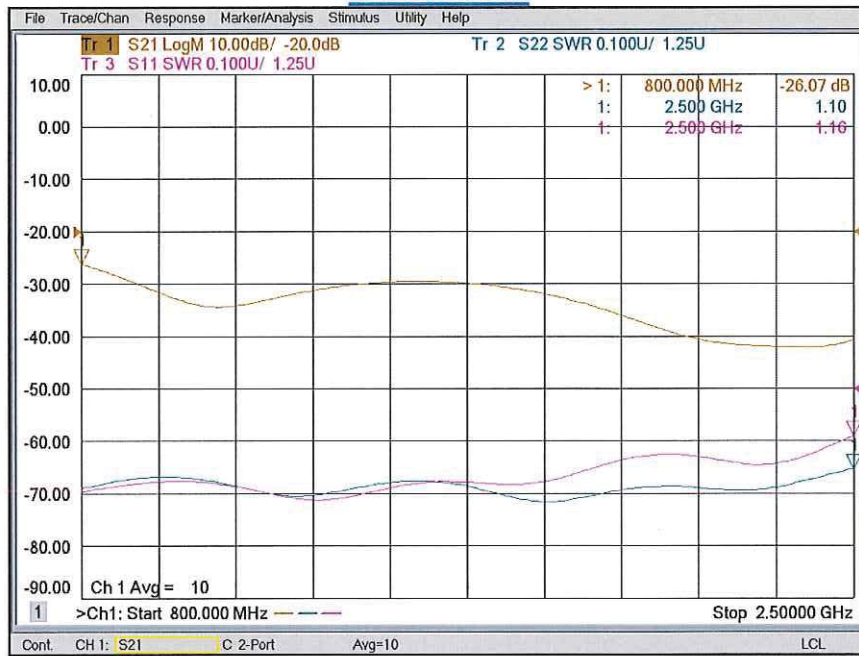
**SUMMARY TEST DATA
ON
APD-4-800M2D5G-SFF-30W**

71808

**J2-J3
ISOLATION**



**J3-J4
ISOLATION**



**SUMMARY TEST DATA
ON
APD-4-800M2D5G-SFF-30W**

71808

**J4-J5
ISOLATION**

