

**SUMMARY TEST DATA
ON
APD-4-800M2D5G-SFF-30W**

71810

Customer: _____ Tested By: Jerry N. / J. Peacher
 SO No: _____ Temperature: +25°C
 Model No: _____ Date: 12/27/17
 Serial No: 71810 Drawing No: 27625662 Rev: A1

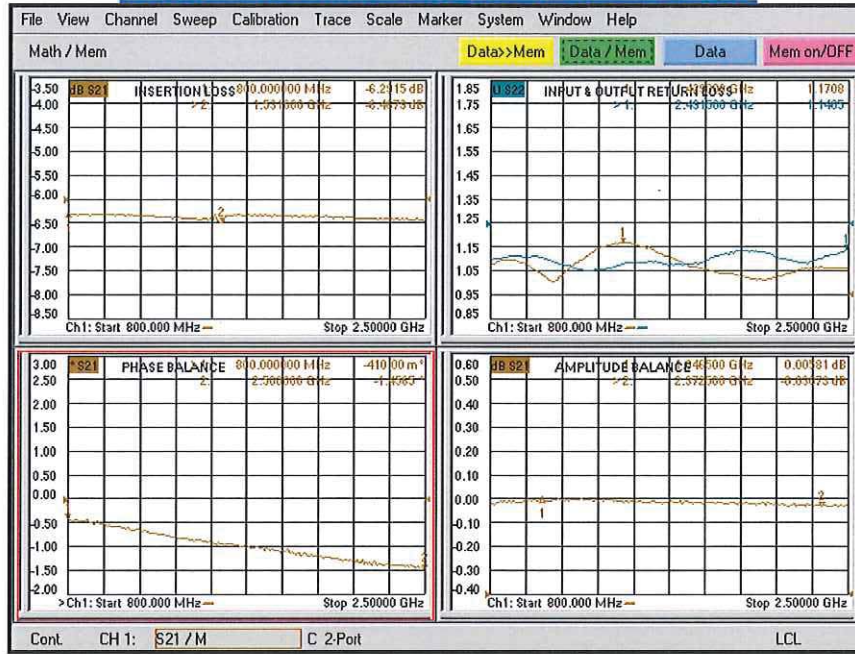
TEST. ITEM NO	PARAMETERS	SPECIFIED VALUE	TEST RESULTS	QA QC
1	Frequency Range	0.8 TO 2.5 GHz	0.8 TO 2.5 GHz	PMI QA 2
2	Insertion Loss	≤0.7 dB	0.23dB (See Plot)	
3	VSWR	≤1.25:1	1.17:1 (See Plot)	
4	Isolation	20 dB Minimum	23.3dB (See Plot)	
5	Amplitude Balance	≤±0.3 dB	± 0.08dB (See Plot)	
6	Phase Balance	≤±6°	± 1.45°	
7	Power Handling	Forward ≤30 W Reversed ≤1 W	30W	
8	Impedance	50 Ω	50 Ω	PMI QA 2

QA/QC Approval: *J. Peacher* PMI QA 2 Date: 12/28/17

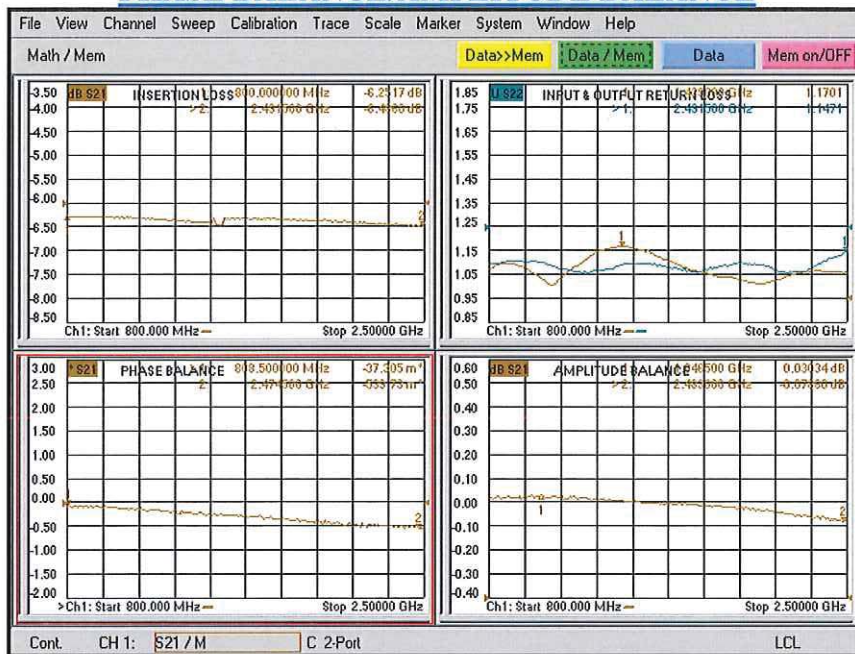
**SUMMARY TEST DATA
ON
APD-4-800M2D5G-SFF-30W**

71810

**J1-J2
RETURN LOSS/INSERTION LOSS
PHASE BALANCE/AMPLITUDE BALANCE**



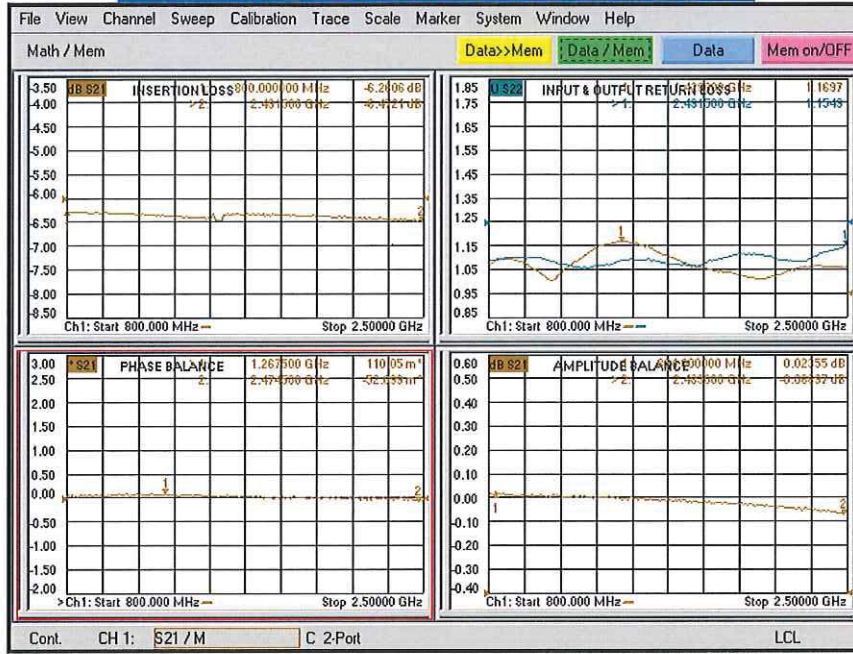
**J1-J3
RETURN LOSS/INSERTION LOSS
PHASE BALANCE/AMPLITUDE BALANCE**



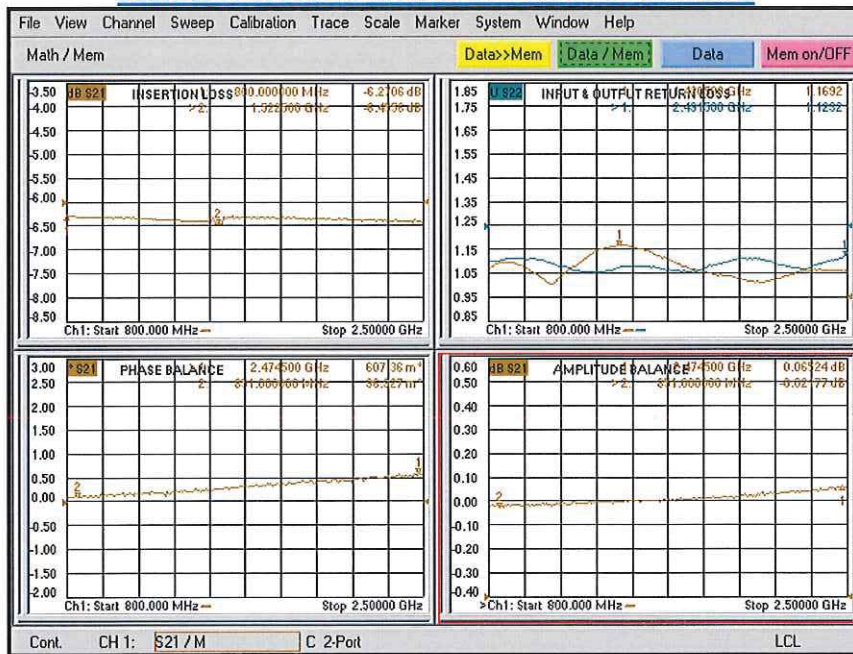
**SUMMARY TEST DATA
ON
APD-4-800M2D5G-SFF-30W**

71810

**J1-J4
RETURN LOSS/INSERTION LOSS
PHASE BALANCE/AMPLITUDE BALANCE**



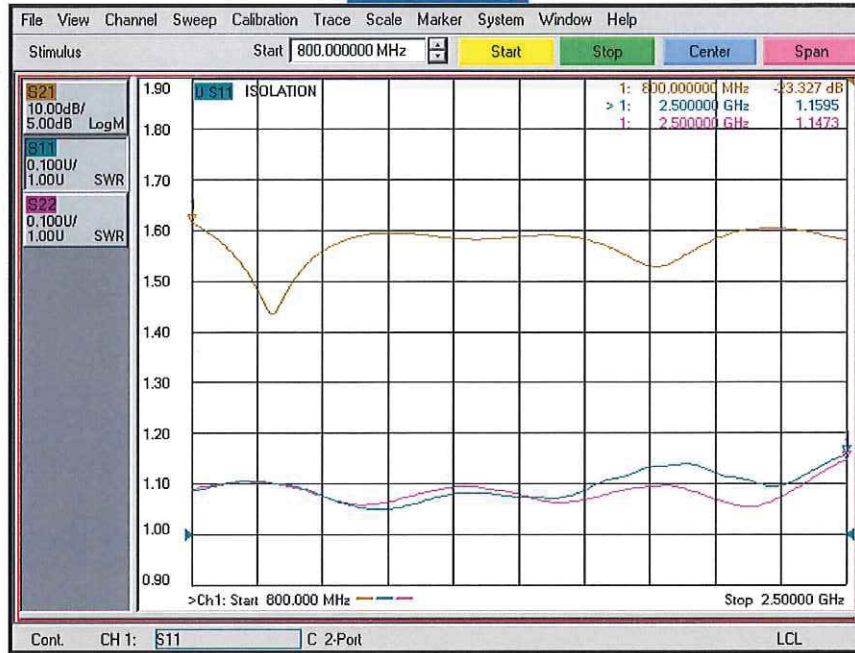
**J1-J5
RETURN LOSS/INSERTION LOSS
PHASE BALANCE/AMPLITUDE BALANCE**



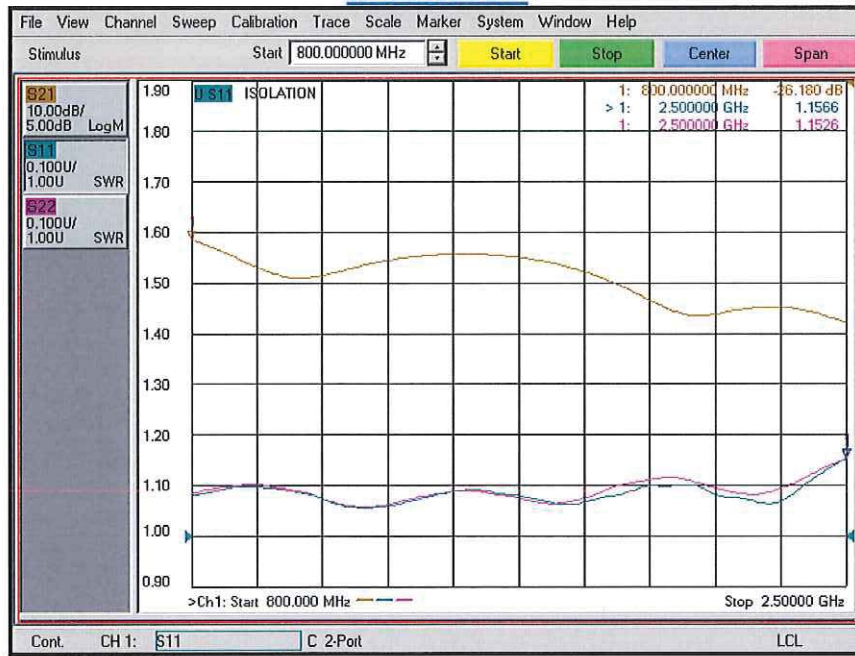
**SUMMARY TEST DATA
ON
APD-4-800M2D5G-SFF-30W**

71810

**J2-J3
ISOLATION**



**J3-J4
ISOLATION**



**SUMMARY TEST DATA
ON
APD-4-800M2D5G-SFF-30W**

71810

**J4-J5
ISOLATION**

