



**SUMMARY TEST DATA
ON
P4T-12G18G-60-5/5-SFF**

Customer :
 Job No :
 Model No : P4T-12G18G-60-5/5-SFF
 Serial No : PL7698

Tested By : H. Gonzales
 Temperature : +25°C
 Date : 01-Jul-2010

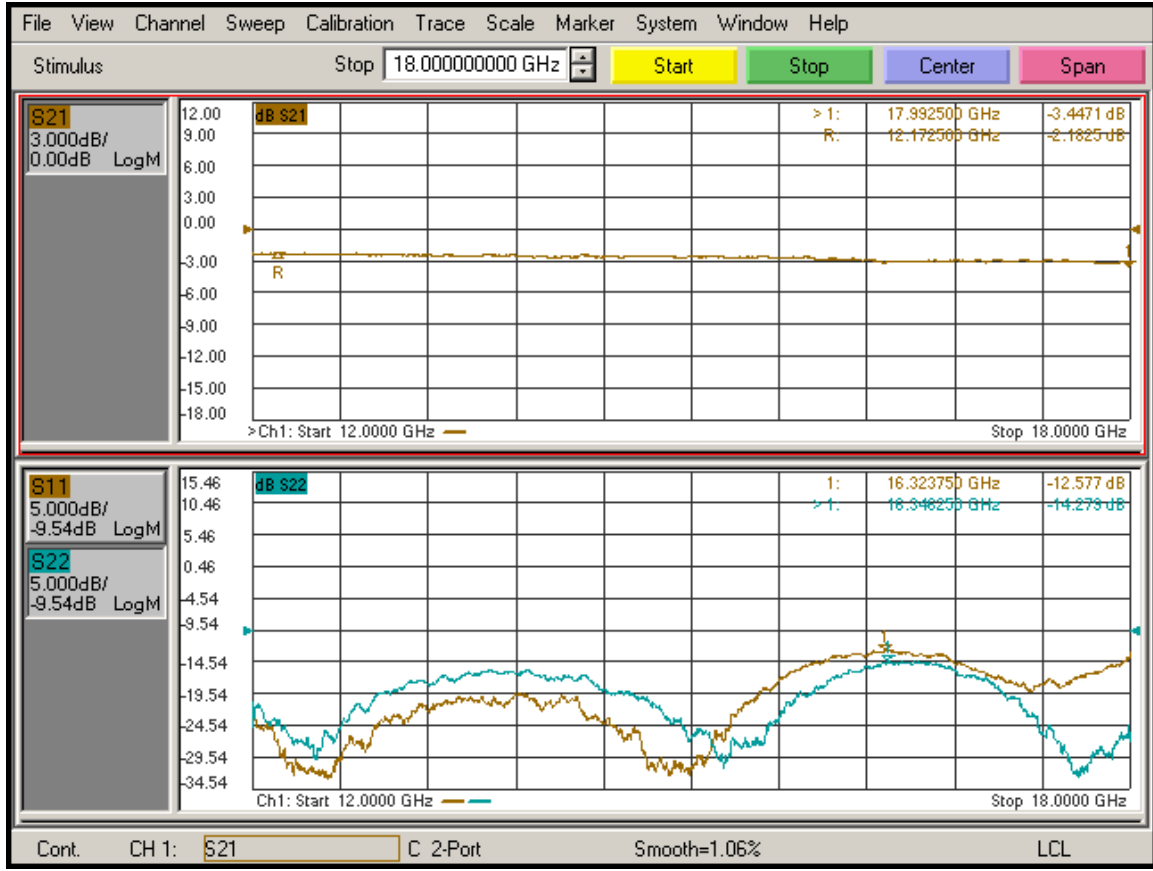
TEST ITEM NO.	PARAMETERS	SPECIFIED VALUE	PASS/FAIL	QA/QC															
1	Frequency Range:	12 - 18 GHz	12 – 18 GHz																
2	Insertion Loss:	3.0 dB Typ.	See Plot																
3	Isolation:	60 dB Min.	See Plot																
4	VSWR:	2.0 : 1 Typ.	See Plot																
5	Switching Speed:	50 nS Max.	Pass See Typical Characteristics																
6	Input Power:	+27 dBm CW Max.	Pass																
7	DC Supply:	+5VDC @ 120 mA -5VDC @ 45 mA	+5 VDC @ mA -5 VDC @ mA																
8	Logic Table:	<table border="1"> <thead> <tr> <th>E1</th> <th>E2</th> <th>Low Loss</th> </tr> </thead> <tbody> <tr> <td>0</td> <td>0</td> <td>J1 – J2</td> </tr> <tr> <td>0</td> <td>1</td> <td>J1 – J3</td> </tr> <tr> <td>1</td> <td>0</td> <td>J1 – J4</td> </tr> <tr> <td>1</td> <td>1</td> <td>J1 – J5</td> </tr> </tbody> </table>	E1	E2	Low Loss	0	0	J1 – J2	0	1	J1 – J3	1	0	J1 – J4	1	1	J1 – J5	Pass	
E1	E2	Low Loss																	
0	0	J1 – J2																	
0	1	J1 – J3																	
1	0	J1 – J4																	
1	1	J1 – J5																	

Production Manager Approval: _____ Date: _____

QA/QC Approval: _____ Date: _____

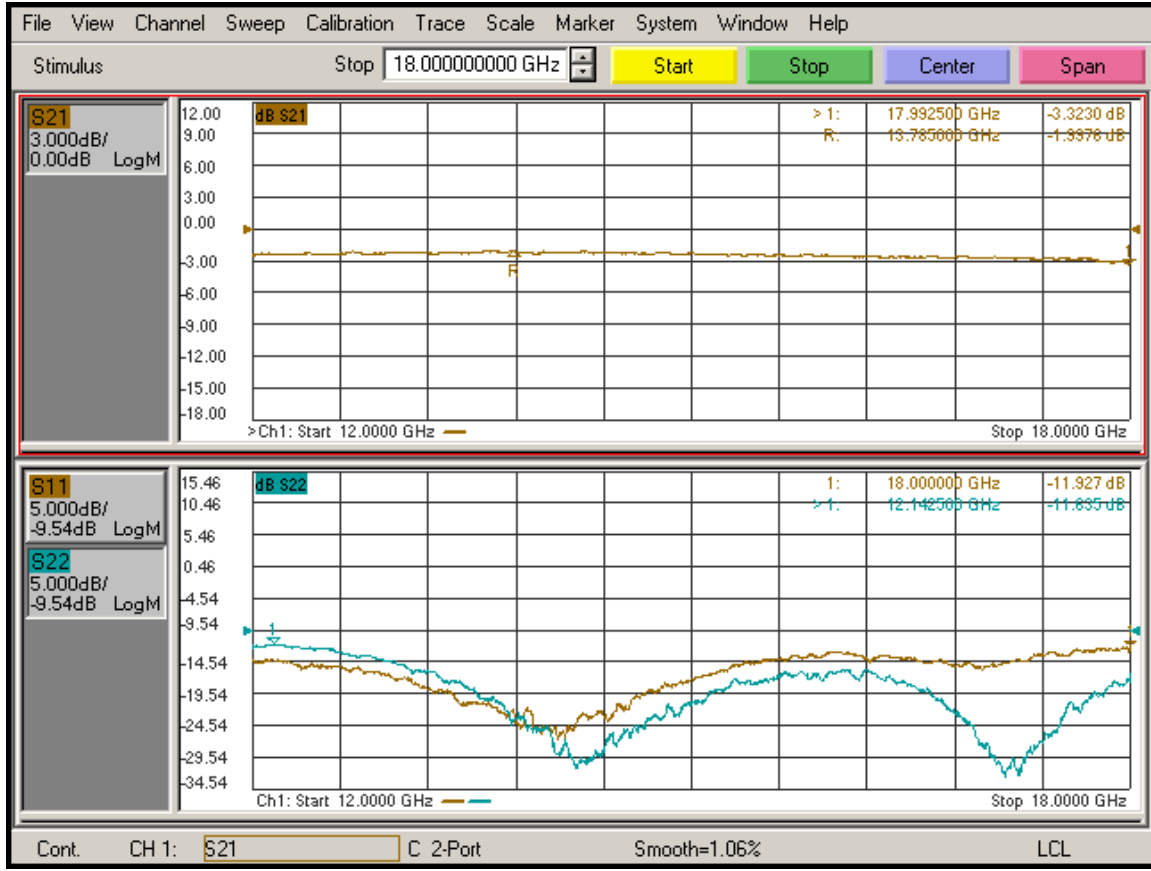


Insertion Loss and Return Loss (J1 – J2)



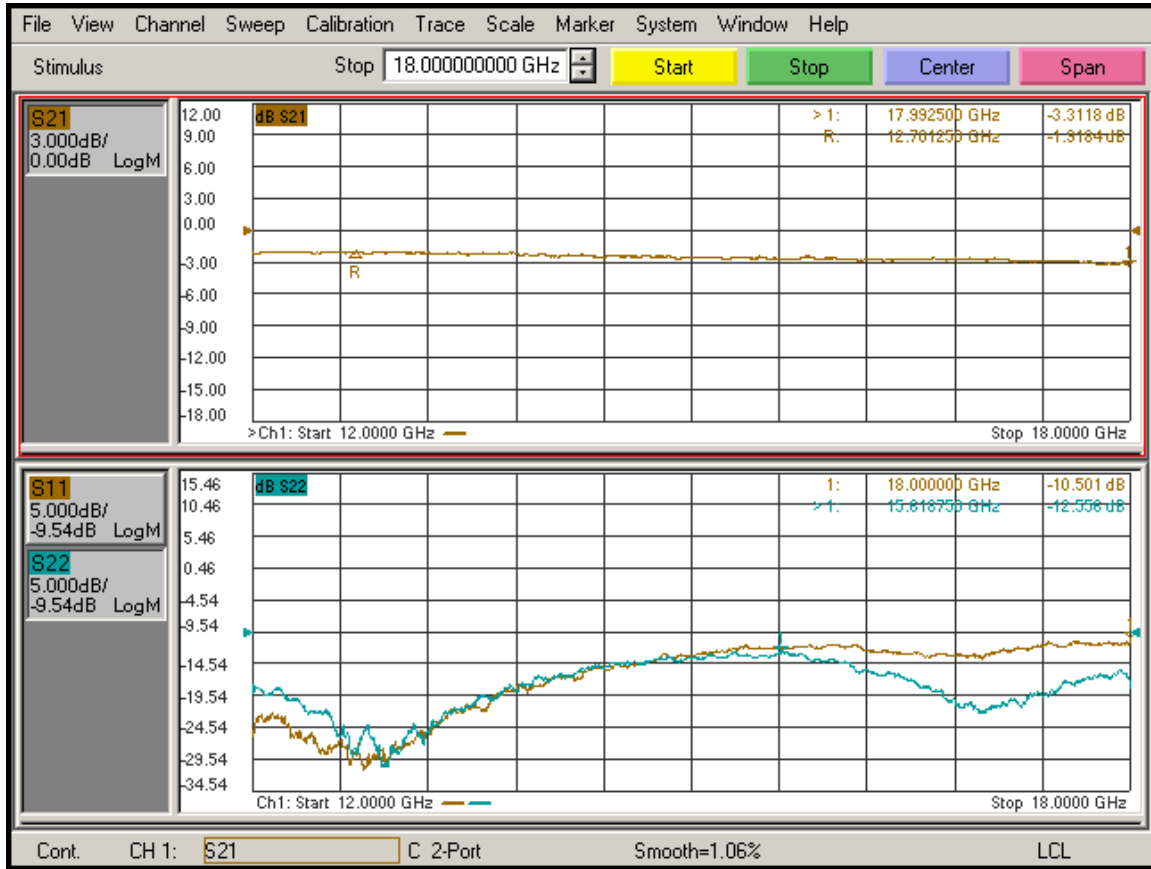


Insertion Loss and Return Loss (J1 – J3)



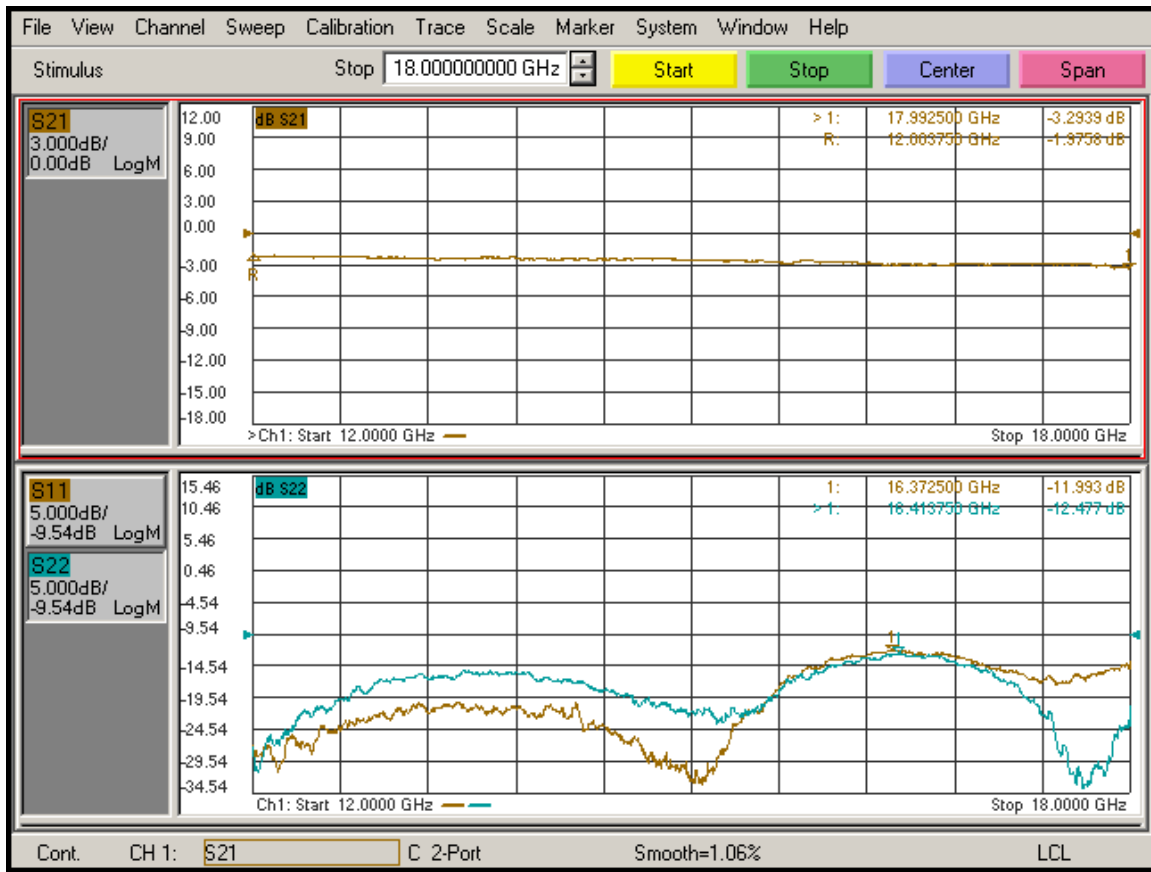


Insertion Loss and Return Loss (J1 – J4)





Insertion Loss and Return Loss (J1 – J5)





Typical Isolation

