SUMMARY TEST DATA
ON
PDC-800M2D5G-6C-SFF-50W

81998

Customer:		**Tested By:**	E. Kretz
SO No:		**Temperature:**	+25°C
Model No:	PDC-800M2D5G-6C-SFF-50W	**Date:**	08/24/18
Serial No:	81998	**Drawing No:**	27625702 **Rev:** A1
Part No:			

TEST. ITEM NO	PARAMETERS	SPECIFIED VALUE	TEST RESULTS	QA QC
1	Frequency Range	0.8 TO 2.5 GHz	**0.8 TO 2.5 GHz**	PMI QA 2
2	Insertion Loss	≤0.5 dB (Excluding Coupled Power)	**0.15dB (See Plot)**	
3	VSWR	≤1.20:1	**1.12:1 (See Plot)**	
4	Directivity	20 dB Minimum	**28 dB (See Plot)**	
5	Coupling	6≤±1.0 dB	**6±0.25dB (See Plot)**	
6	Frequency Sensitivity	≤±0.7 dB	**±0.2 dB (See Plot)**	
7	Power Handling	Average ≤50 W Peak ≤1 kW	**Average ≤50 W Peak ≤1 kW**	
8	Impedance	50 Ω	**50 Ω**	PMI QA 2

QA/QC Approval: T Island PMI QA 2 **Date:** 8/24/18

7311-F Grove Road Frederick, MD 21704 USA Phone: (301)662-5019 Fax: (301)662-1731
Email: sales@pmi-rf.com

SUMMARY TEST DATA
ON
PDC-800M2D5G-6C-SFF-50W

81998

INSERTION LOSS
INPUT/OUTPUT RETURN LOSS

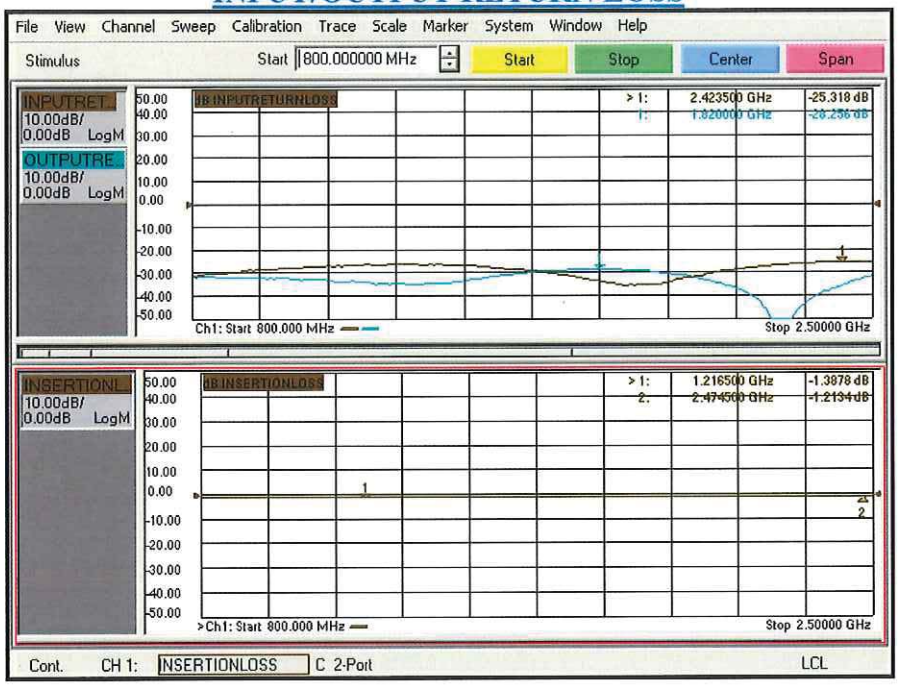

COUPLING
INPUT/COUPLED RETURN LOSS

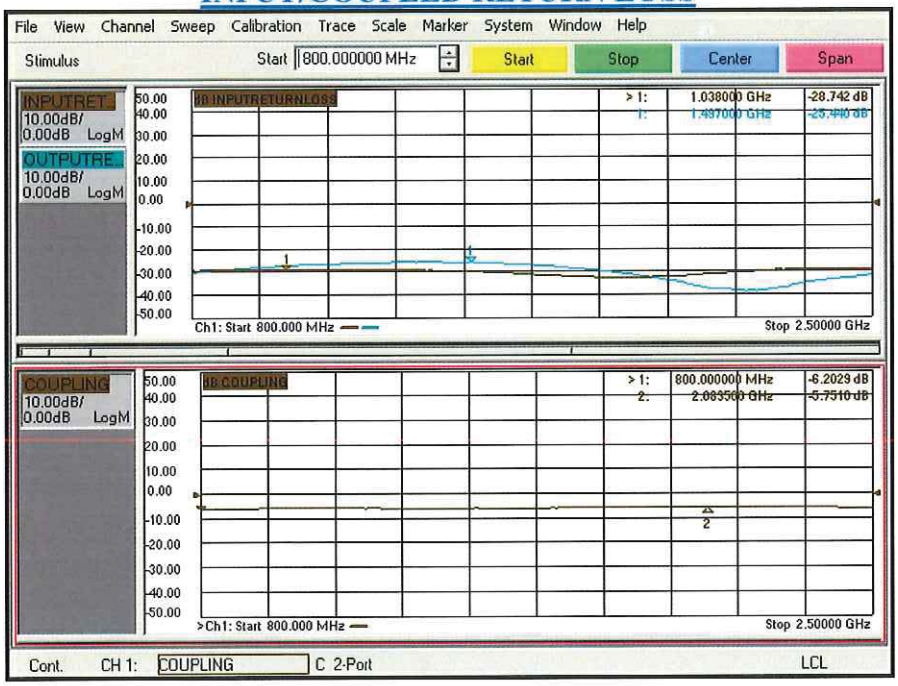

7311-F Grove Road Frederick, MD 21704 USA Phone: (301)662-5019 Fax: (301)662-1731
Email: sales@pmi-rf.com

SUMMARY TEST DATA
ON
PDC-800M2D5G-6C-SFF-50W

81998

DIRECTIVITY
OUTPUT/COUPLED RETURN LOSS

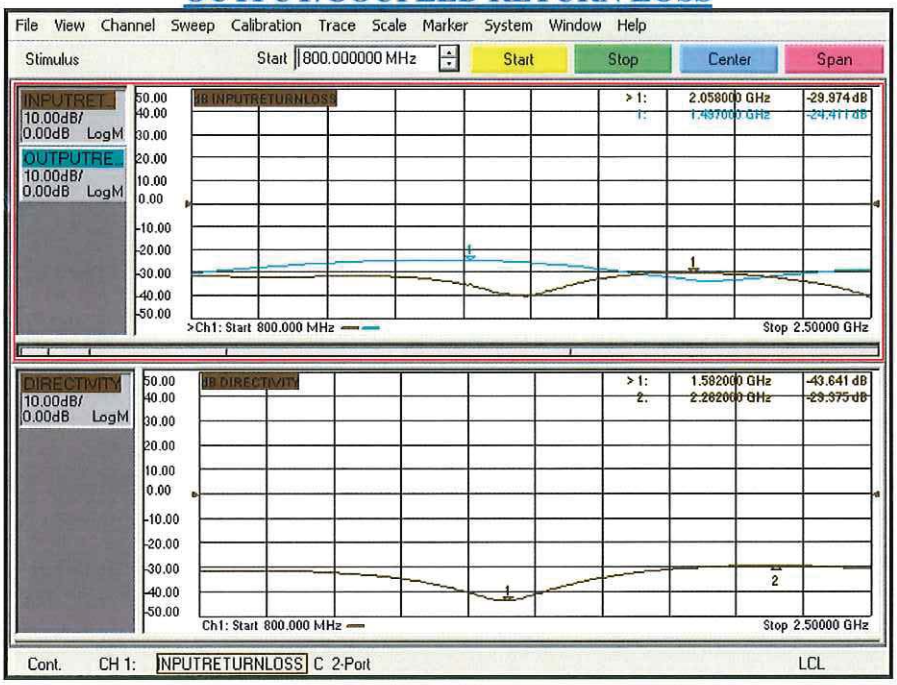

7311-F Grove Road Frederick, MD 21704 USA Phone: (301)662-5019 Fax: (301)662-1731
Email: sales@pmi-rf.com