




**SUMMARY TEST DATA
ON AMPLIFIER**

Customer :
 Job No :
 Model No : PM2-16-14-23-15-SFF
 Serial No : PL862/0316

Tested By : Kevin Mason
 Temperature : +25°C
 Date : 04/10/03

TEST ITEM NO.	PARAMETERS	SPECIFIED VALUE	MEASURED VALUE	REMARKS QA/QC
1	Frequency Range:	1 - 4 GHz	Pass (See Plot)	
2	Gain Nominal:	+16 dB	+ 16.67dB	
3	Flatness:	±1.5 dB Max.	± 0.85dB	
4	Noise Figure:	8.5 dB Max.	5.96dB	
5	Pout @ Pin = +12dBm	+23 dBm Min.	≥ +23 dBm	
6	VSWR:	Input : 2.3:1 Output: 2.3:1 (Max.)	Pass (See Plot)	
7	DC Supply:	800mA @ +12V Max.	745mA @ +12V	

Production Manager Approval:  Date: 04/10/03

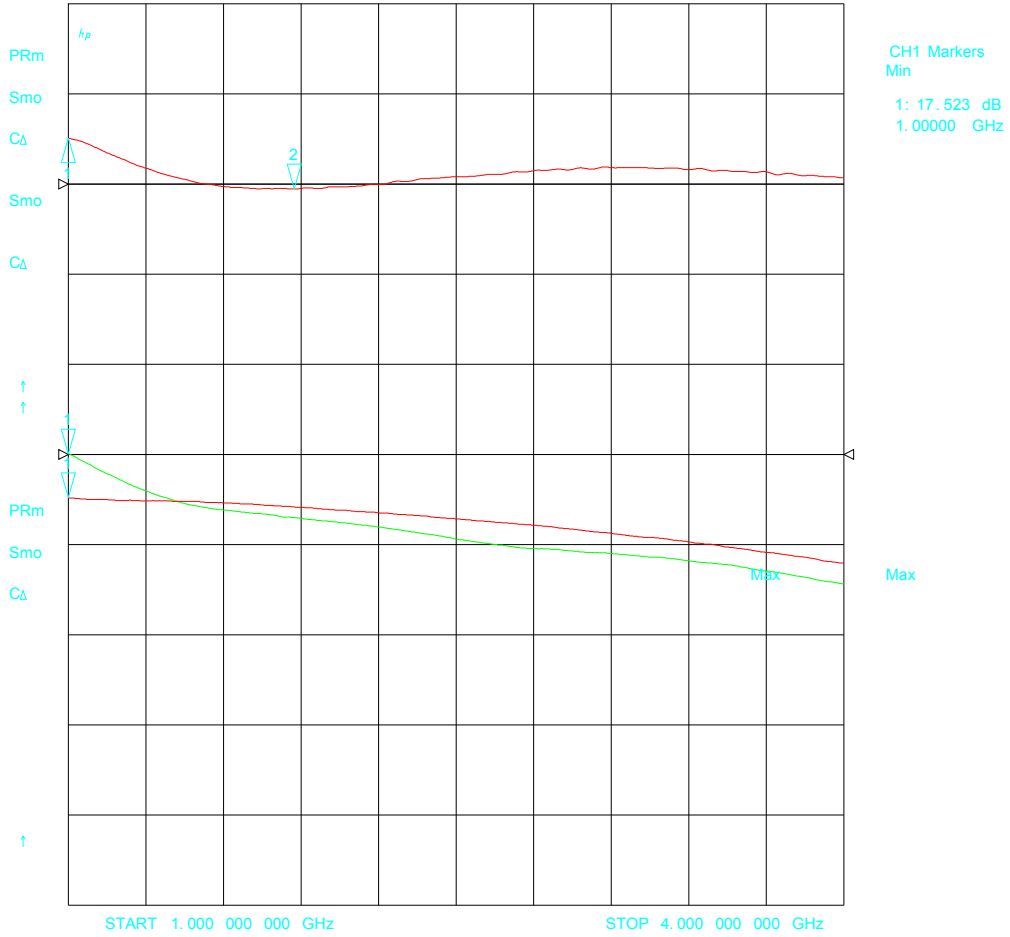
QA/QC Approval:  Date: 04/10/03

7311-G Grove Road Frederick, MD 21704 USA Phone: (301)662-5019 Fax: (301)662-1731
 email: sales@planarelec.com

VNA Plot

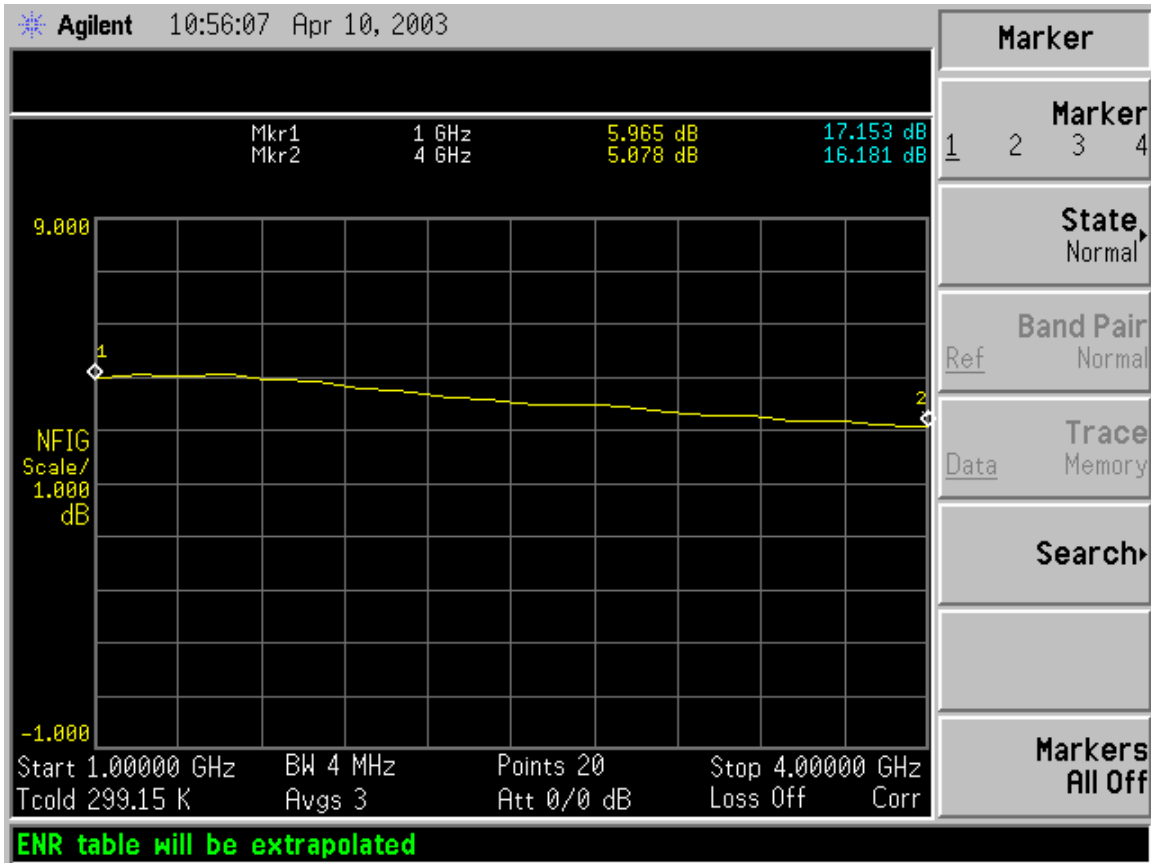
10 Apr 2003 10:53:59

CH1	S21	LOG	3 dB/	REF 16 dB	2: 15.829 dB	1.873 750 000 GHz
CH2	S11	LOG	5 dB/	REF -8.09 dB	1: -8.0630 dB	1.000 000 000 GHz
CH3	S22	LOG	5 dB/	REF -8.09 dB	1: -10.500 dB	1.000 000 000 GHz





Noise Figure Plot



7311-G Grove Road Frederick, MD 21704 USA Phone: (301)662-5019 Fax: (301)662-1731
email: sales@planarelec.com