



SUMMARY TEST DATA ON AMPLIFIER

Customer :
Job No :
Model No : PEC-25/15-618-15-SFF
Serial No : PL883

Tested By : Kevin Mason
Temperature : +25°C
Date : 04/30/03

TEST ITEM NO.	PARAMETERS	SPECIFIED VALUE	MEASURED VALUE	REMARKS QA/QC
1	Frequency Range:	6 – 18 GHz	Pass	
2	Gain:	J1-J2: 23 to 27dB J1-J3: 13 to 17dB	Pass (See Plots)	
3	Gain Variation: J1-J2, J1-J3	±2.5 dB Max.	J1-J2 ±1.78 dB J1-J3 ±1.49 dB	
4	Noise Figure:	10.0 dB Max.	Pass (See Plots)	
5	Output Power J1-J2: J1-J3:	+13 dBm Min. with -9 to +5dBm RF CW in J1 +13 dBm Min. with +1 to +5dBm RF CW in J1	14.8 to 18.7 dBm 15.0 to 17.6 dBm	
6	VSWR In/Out:	2.0:1 Max.	Pass (See Plots)	
7	Harmonics:	15dBc Min.	≥ 15dBc	
8	OIP3	+24dBm Min. @ J2 +21dBm Min. @ J3	> +24dBm >+21dBm	
9	Temperature Range	-54 to +85 °C	Pass	
10	Isolation	0.1dB Max. J2 to J3	< 0.1dB	
11	DC Power	620mA@+15 VDC +/-2V	333mA	

Production Manager Approval:  **Date: 04/30/03**

QA/QC Approval:  **Date: 04/30/03**

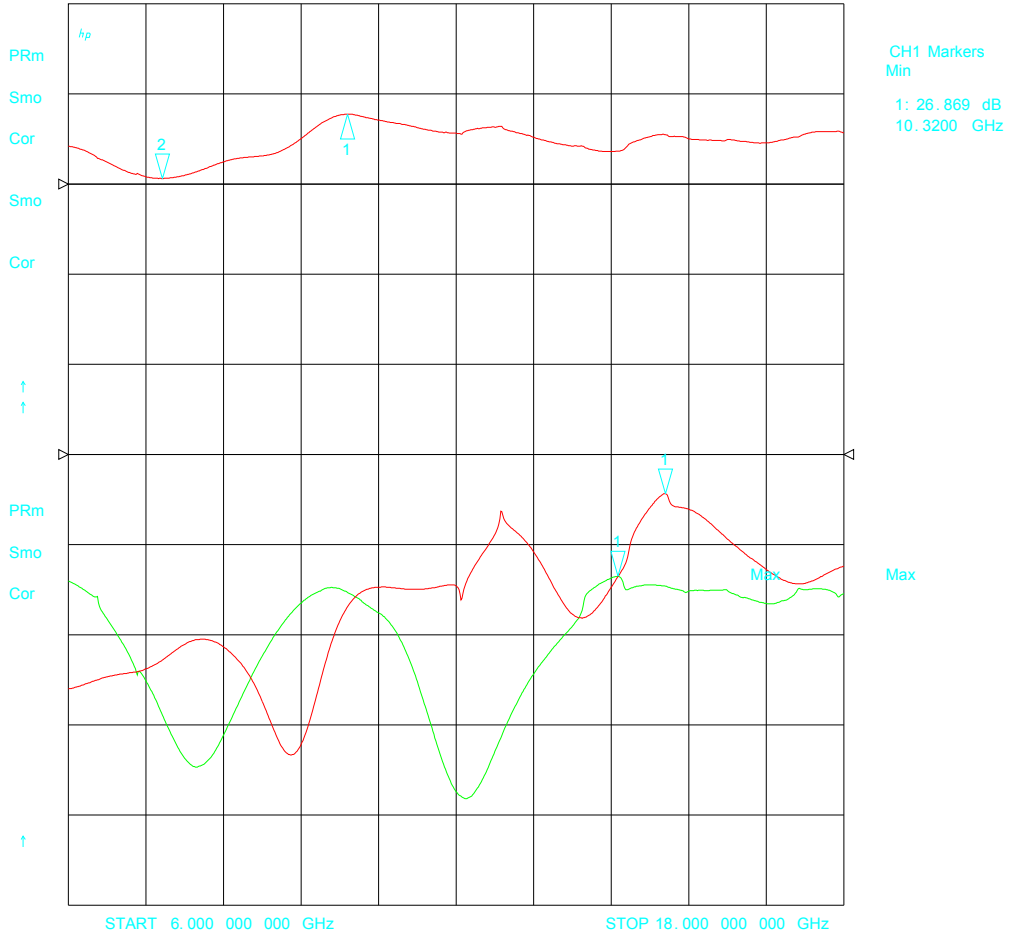
7311-G Grove Road Frederick, MD 21704 USA Phone: (301)662-5019 Fax: (301)662-1731
 email: sales@planarelec.com



VNA Plot – J1 to J2

30 Apr 2003 15:43:25

CH1	S21	LOG	5 dB/	REF 23 dB	2: 23.299 dB	7.455 000 000 GHz
CH2	S11	LOG	5 dB/	REF -9.54 dB	1: -16.304 dB	14.505 000 000 GHz
CH3	S22	LOG	5 dB/	REF -9.54 dB	1: -11.714 dB	15.240 000 000 GHz

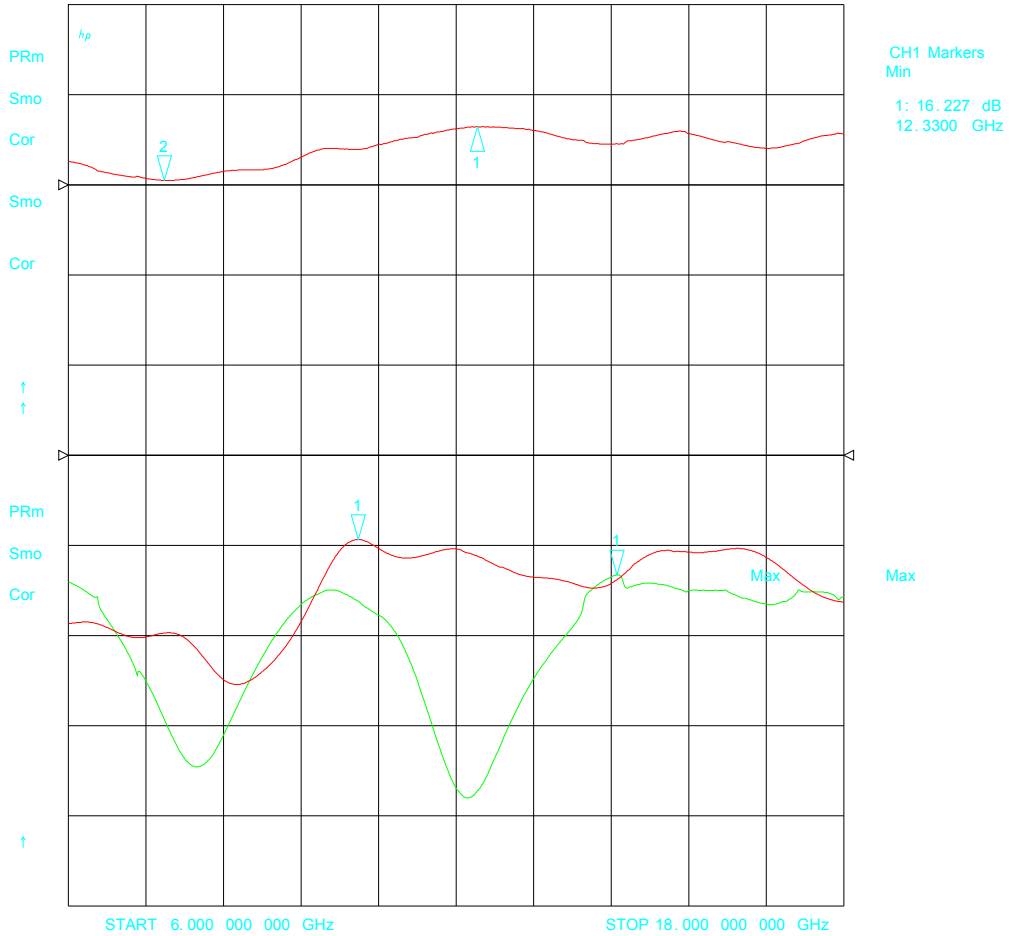


7311-G Grove Road Frederick, MD 21704 USA Phone: (301)662-5019 Fax: (301)662-1731
email: sales@planarelec.com

VNA Plot – J1 to J3

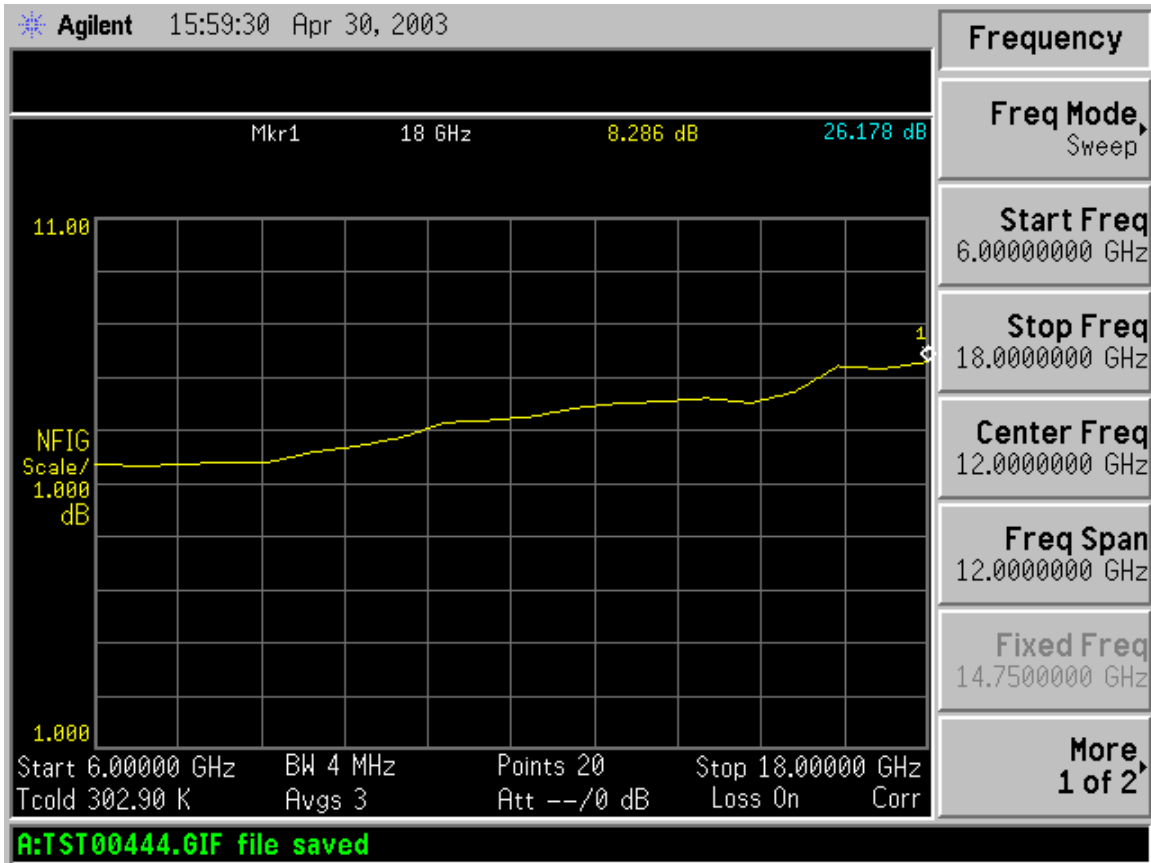
30 Apr 2003 15:43:53

CH1	S21	LOG	5 dB/	REF 13 dB	2: 13.238 dB	7.485 000 000 GHz
CH2	S11	LOG	5 dB/	REF -9.54 dB	1: -16.185 dB	14.490 000 000 GHz
CH3	S22	LOG	5 dB/	REF -9.54 dB	1: -14.220 dB	10.485 000 000 GHz





Noise Figure Plot - J1 to J2



7311-G Grove Road Frederick, MD 21704 USA Phone: (301)662-5019 Fax: (301)662-1731
email: sales@planarelec.com

Noise Figure Plot - J1 to J3

