



**SUMMARY TEST DATA
ON
P2T-500M40G-30-R-55-292FM**

Customer : Job No : Model No : <u>P2T-500M40G-30-R-55-292FM</u> Serial No : <u>PL9041/1121</u>	Tested By : <u>H. Gonzales</u> Temperature : <u>+25°C</u> Date : <u>05/31/11</u>
---	---

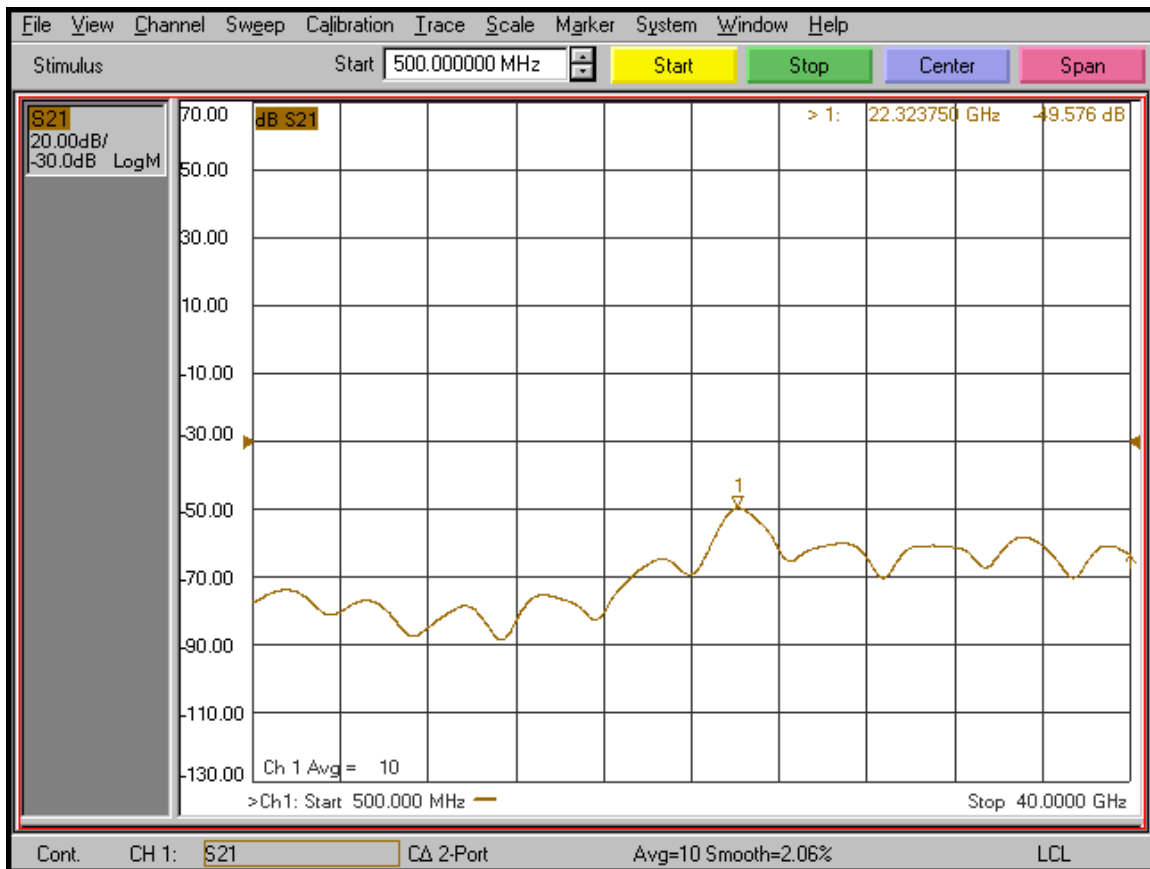
TEST ITEM NO.	PARAMETERS	SPECIFIED VALUE	PASS/FAIL	QA/QC
1	Frequency Range:	0.5 – 40 GHz	See Plot	
2	Insertion Loss:	4.0 dB Typ.	See Plot	
3	Isolation:	30 dB Typ.	See Plot	
4	VSWR : In/Out	2.5:1 Max. 2.0:1 Typ.	See Plot	
5	Switching Speed:	Delay : 50 nS Max. Rise/Fall : 15 nS Max.	Pass See Typical Characteristics	
6	Input Power:	+20dBm CW Max.	Pass	
7	Survival Power:	1W Peak 1uS	Pass	
8	DC Supply:	+5VDC - 200 mA -5VDC - 100 mA	22mA 15mA	
9	Control Signal:	TTL “0” → (J1-J2) TTL “1” → (J1-J3)	Pass	

Production Manager Approval: _____ Date: _____

QA/QC Approval: _____ Date: _____

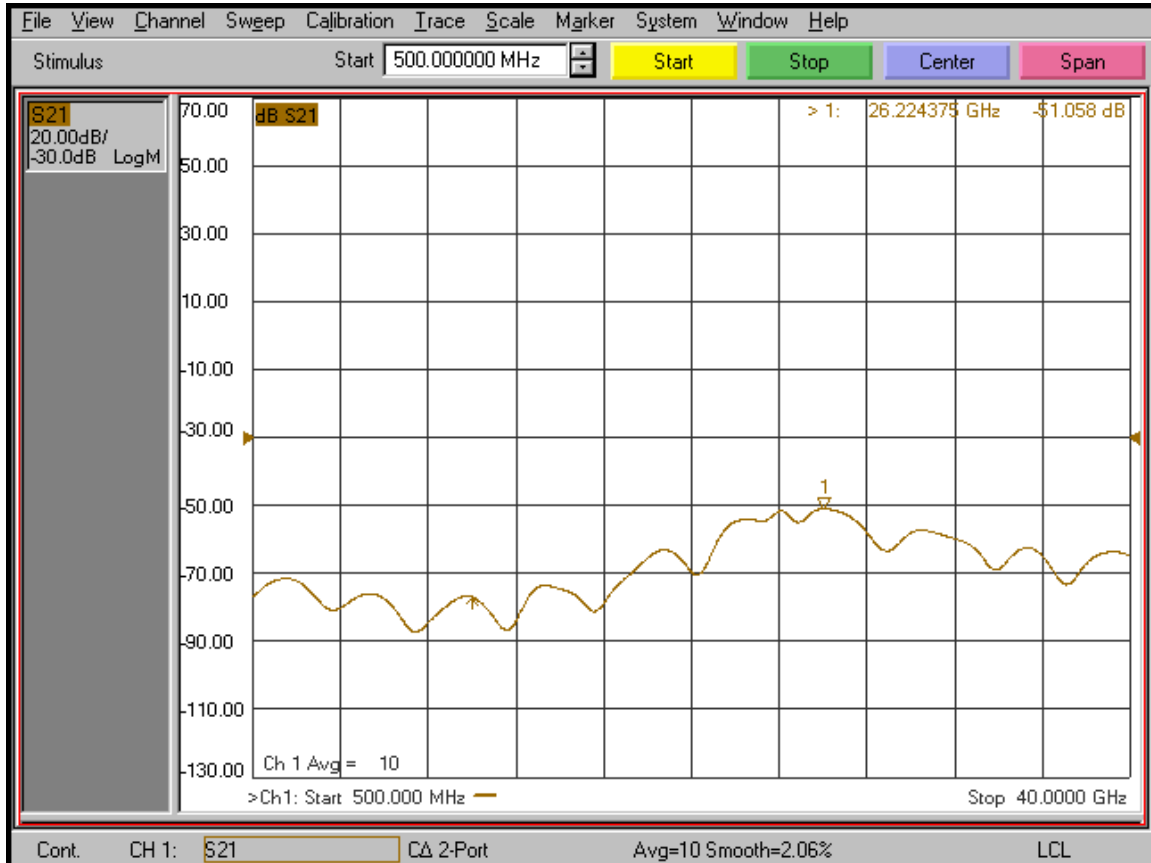


Isolation (J2)



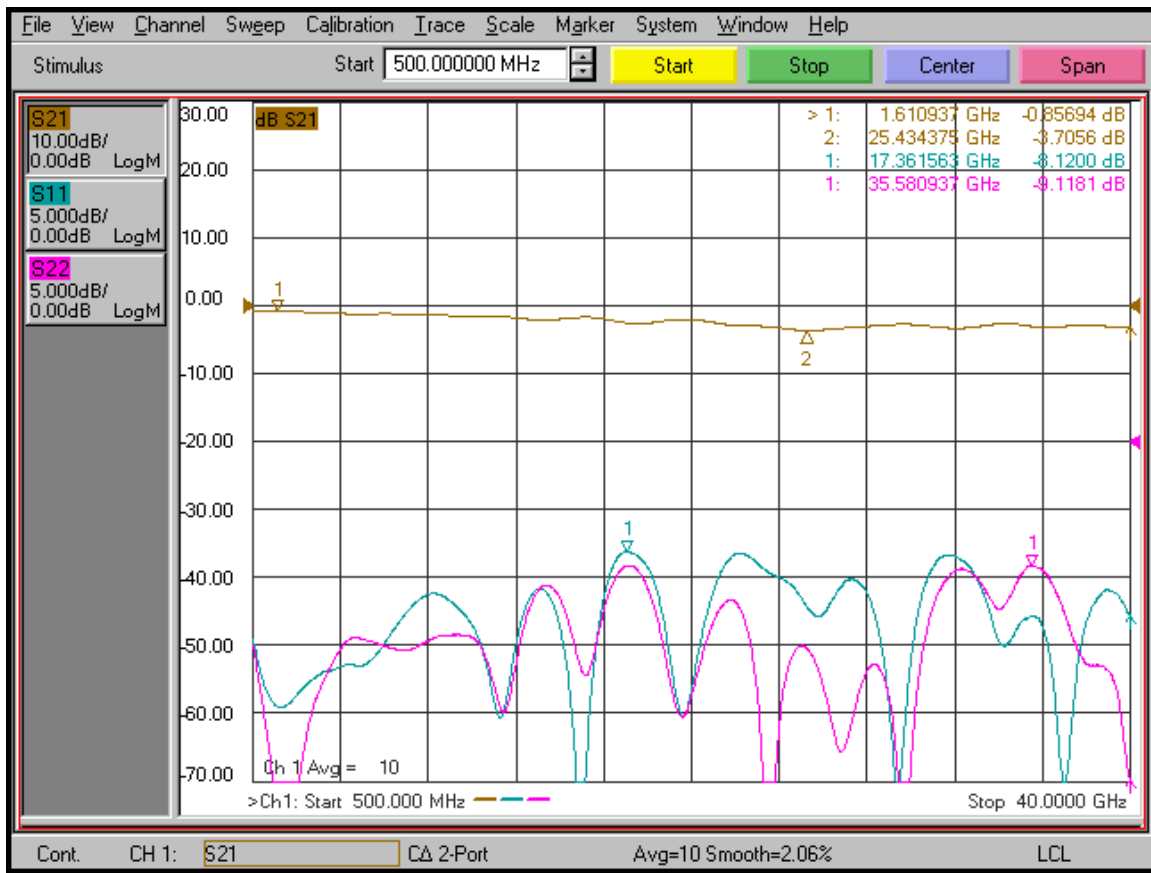


Isolation (J3)





Insertion Loss and Return Loss (J1 - J2)





Insertion Loss and Return Loss (J1 – J3)

