

**SUMMARY TEST DATA
ON
APD-4-800M2D5G-SFF-30W**

92166

Customer: _____	Tested By: <u>L. McGraw</u>
SO No: _____	Temperature: <u>+25°C</u>
Model No: <u>APD-4-800M2D5G-SFF-30W</u>	Date: <u>04/09/19</u>
Serial No: <u>92166</u>	Drawing No: <u>27625662</u> Rev: <u>A1</u>
Part No.: _____	

TEST ITEM NO	PARAMETERS	SPECIFIED VALUE	TEST RESULTS	QA QC
1	Frequency Range	0.8 TO 2.5 GHz	0.8 TO 2.5 GHz	PMI QA1
2	Insertion Loss	≤0.7 dB	0.30dB (See Plot)	
3	VSWR	≤1.25:1	1.16:1 (See Plot)	
4	Isolation	20 dB Minimum	22dB (See Plot)	
5	Amplitude Balance	≤±0.3 dB	≤±0.3 dB (See Plot)	
6	Phase Balance	≤±6°	≤±6° (See Plot)	
7	Power Handling	Forward ≤30 W Reversed ≤1 W	Forward ≤30 W Reversed ≤1 W	
8	Impedance	50 Ω	50 Ω	

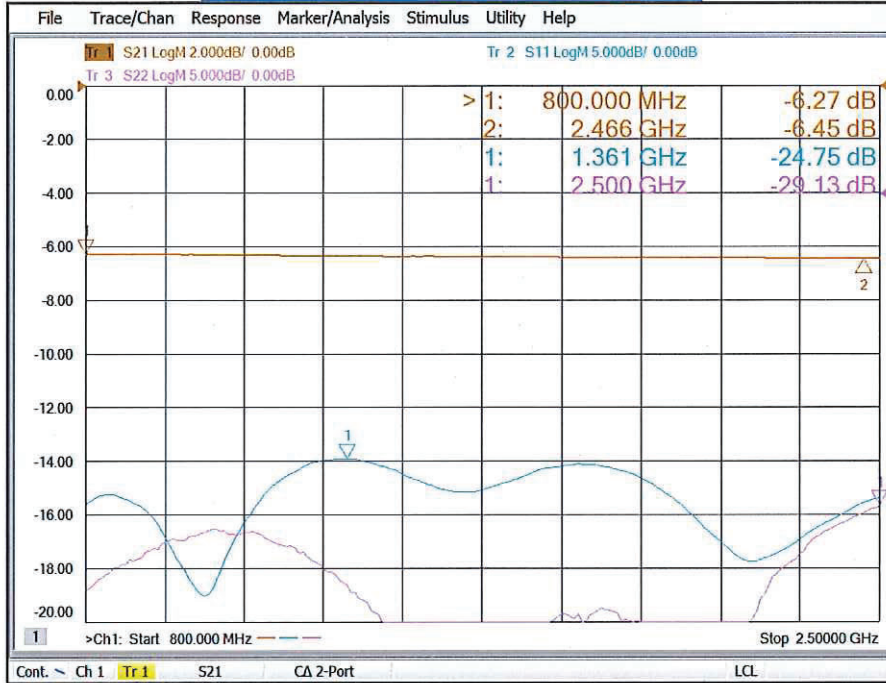
QA/QC Approval:  _____ PMI QA1 Date: 4/9/19

7311-F Grove Road Frederick, MD 21704 USA Phone: (301)662-5019 Fax: (301)662-1731
Email: sales@pmi-rf.com

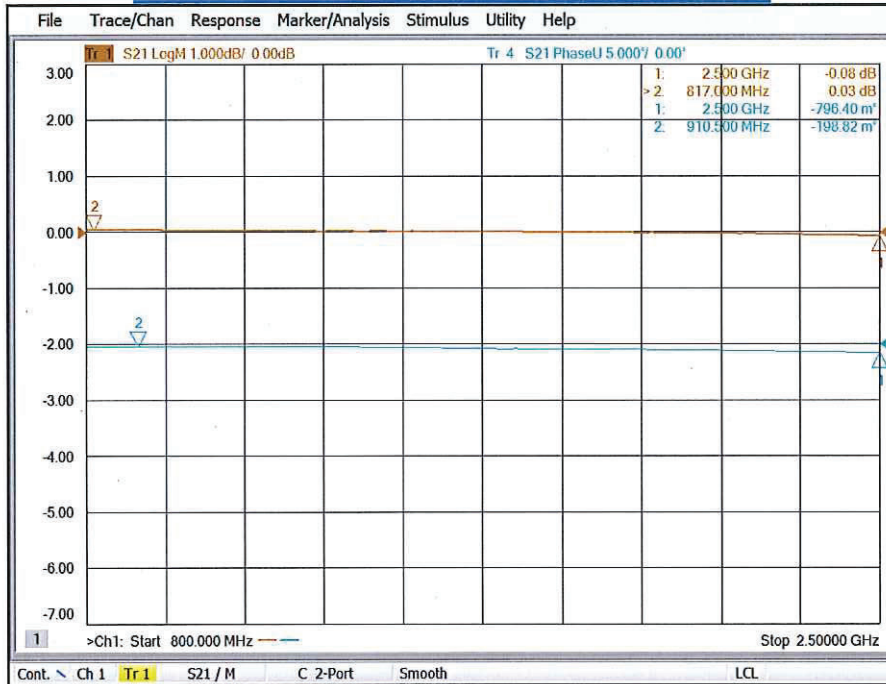
**SUMMARY TEST DATA
ON
APD-4-800M2D5G-SFF-30W**

92166

**J1-J2
RETURN LOSS/INSERTION LOSS**



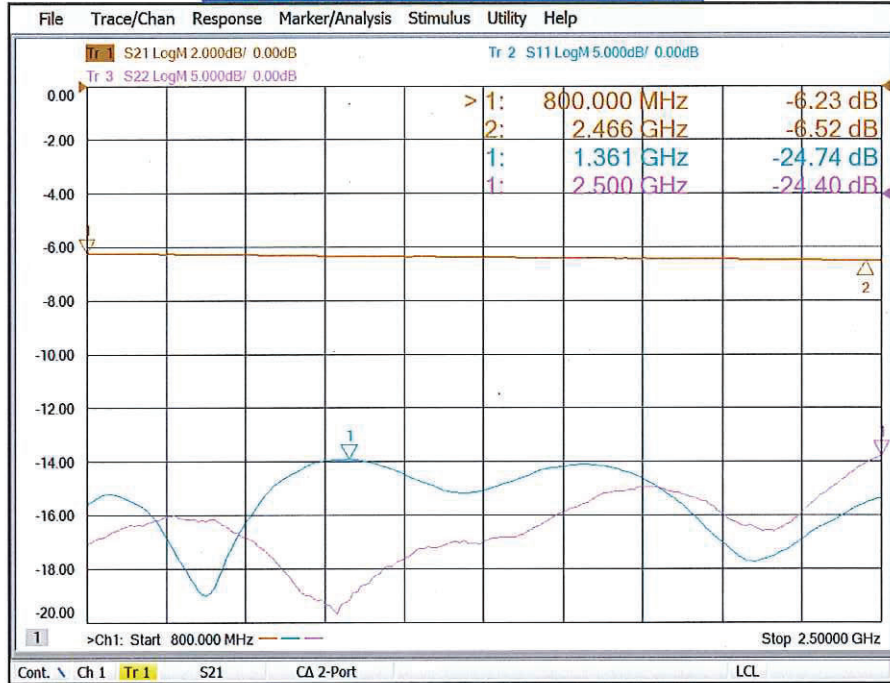
**J1-J2
PHASE BALANCE/AMPLITUDE BALANCE**



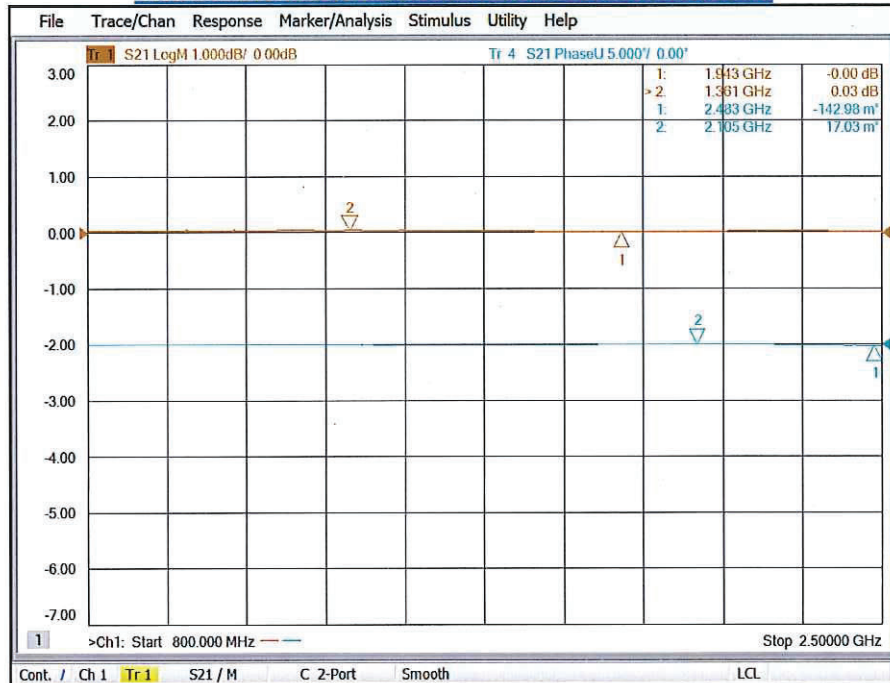
**SUMMARY TEST DATA
ON
APD-4-800M2D5G-SFF-30W**

92166

**J1-J3
RETURN LOSS/INSERTION LOSS**



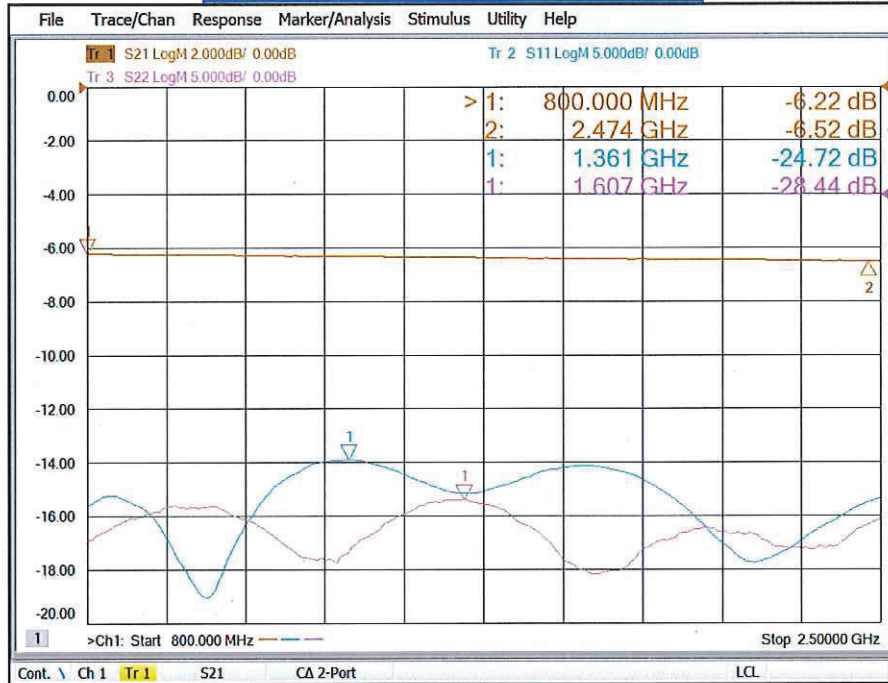
**J1-J3
PHASE BALANCE/AMPLITUDE BALANCE**



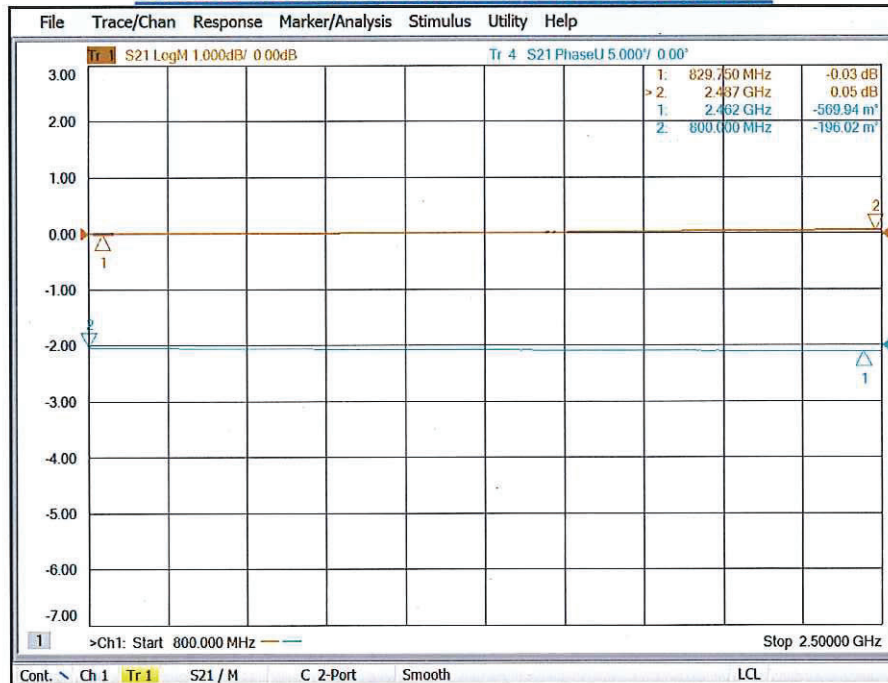
**SUMMARY TEST DATA
ON
APD-4-800M2D5G-SFF-30W**

92166

**J1-J4
RETURN LOSS/INSERTION LOSS**



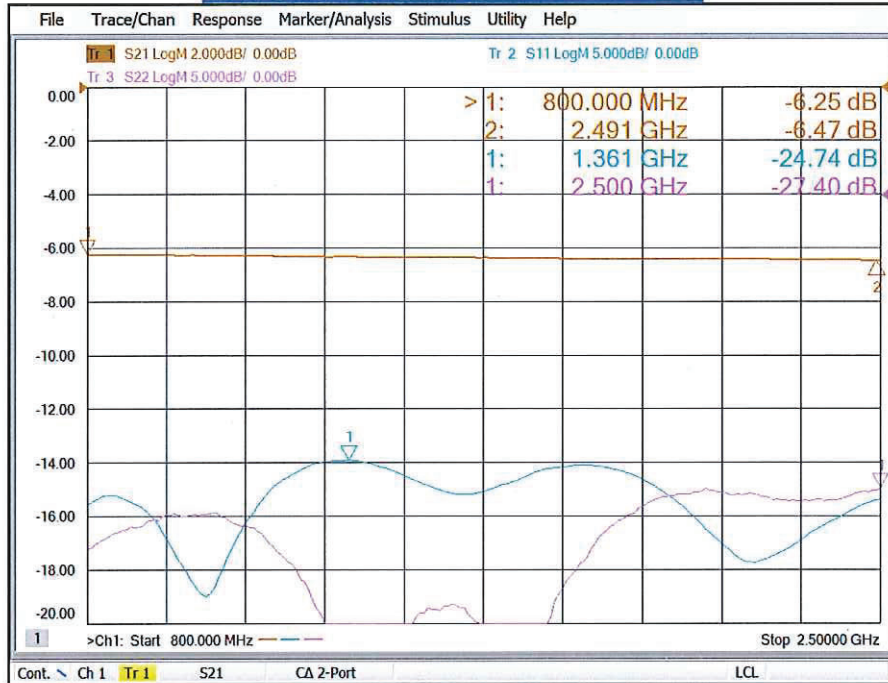
**J1-J4
PHASE BALANCE/AMPLITUDE BALANCE**



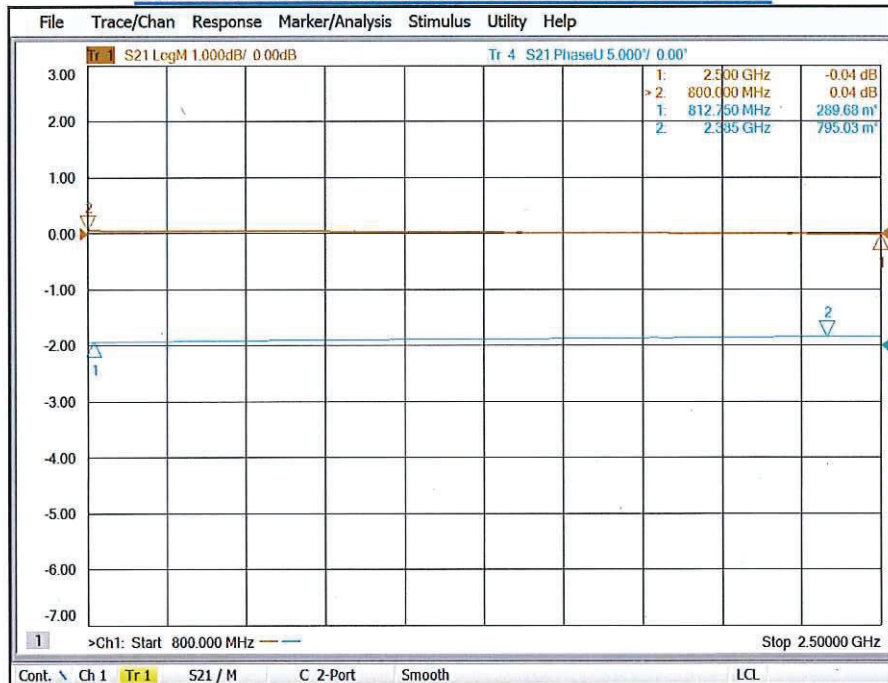
**SUMMARY TEST DATA
ON
APD-4-800M2D5G-SFF-30W**

92166

**J1-J5
RETURN LOSS/INSERTION LOSS**



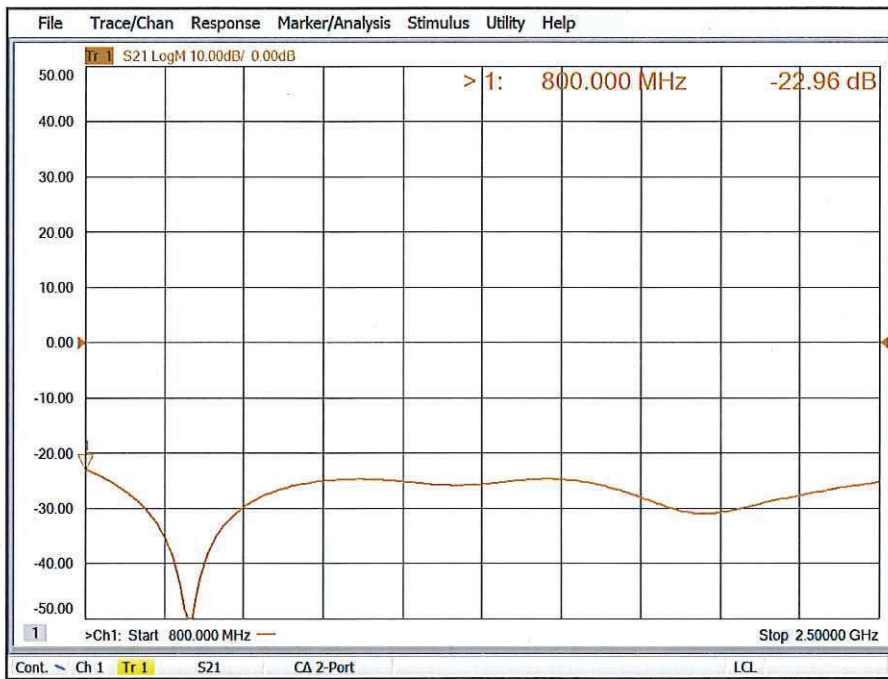
**J1-J5
PHASE BALANCE/AMPLITUDE BALANCE**



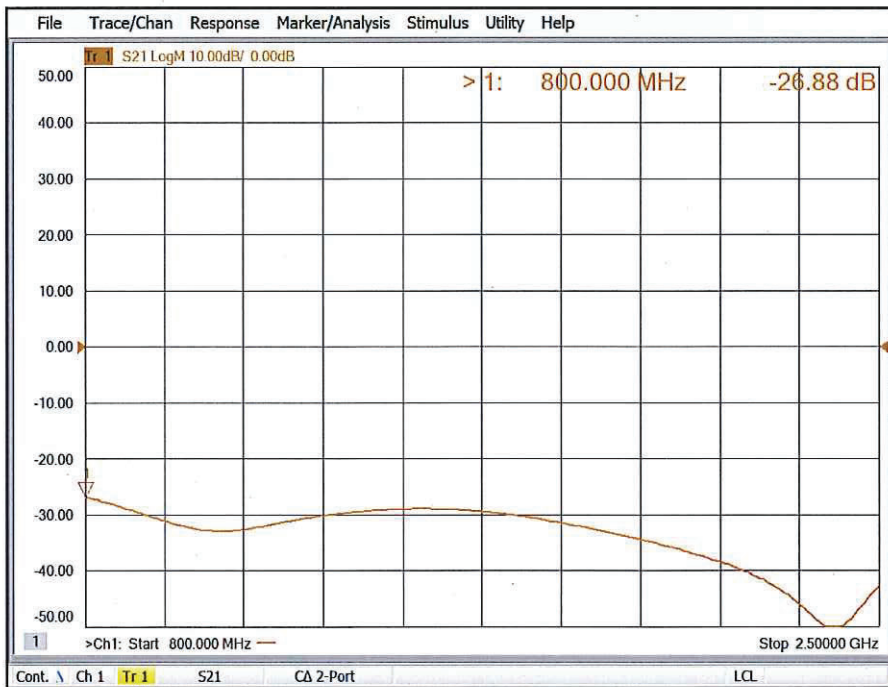
**SUMMARY TEST DATA
ON
APD-4-800M2D5G-SFF-30W**

92166

J2-J3 ISOLATION



J3-J4 ISOLATION



**SUMMARY TEST DATA
ON
APD-4-800M2D5G-SFF-30W**

92166

J4-J5 ISOLATION

