

**SUMMARY TEST DATA  
ON  
APD-4-800M2D5G-SFF-30W**

**92169**

Customer: _____	Tested By: <u>L. McGraw</u>
SO No: _____	Temperature: <u>+25°C</u>
Model No: <u>APD-4-800M2D5G-SFF-30W</u>	Date: <u>04/09/19</u>
Serial No: <u>92169</u>	Drawing No: <u>27625662</u> Rev: <u>A1</u>
Part No.: _____	

TEST. ITEM NO	PARAMETERS	SPECIFIED VALUE	TEST RESULTS	QA QC
1	Frequency Range	0.8 TO 2.5 GHz	0.8 TO 2.5 GHz	PMI QA 1
2	Insertion Loss	$\leq 0.7$ dB	0.31dB (See Plot)	
3	VSWR	$\leq 1.25:1$	1.16:1 (See Plot)	
4	Isolation	20 dB Minimum	22dB (See Plot)	
5	Amplitude Balance	$\leq \pm 0.3$ dB	$\leq \pm 0.3$ dB (See Plot)	
6	Phase Balance	$\leq \pm 6^\circ$	$\leq \pm 6^\circ$ (See Plot)	
7	Power Handling	Forward $\leq 30$ W Reversed $\leq 1$ W	Forward $\leq 30$ W Reversed $\leq 1$ W	
8	Impedance	50 $\Omega$	50 $\Omega$	PMI QA 1

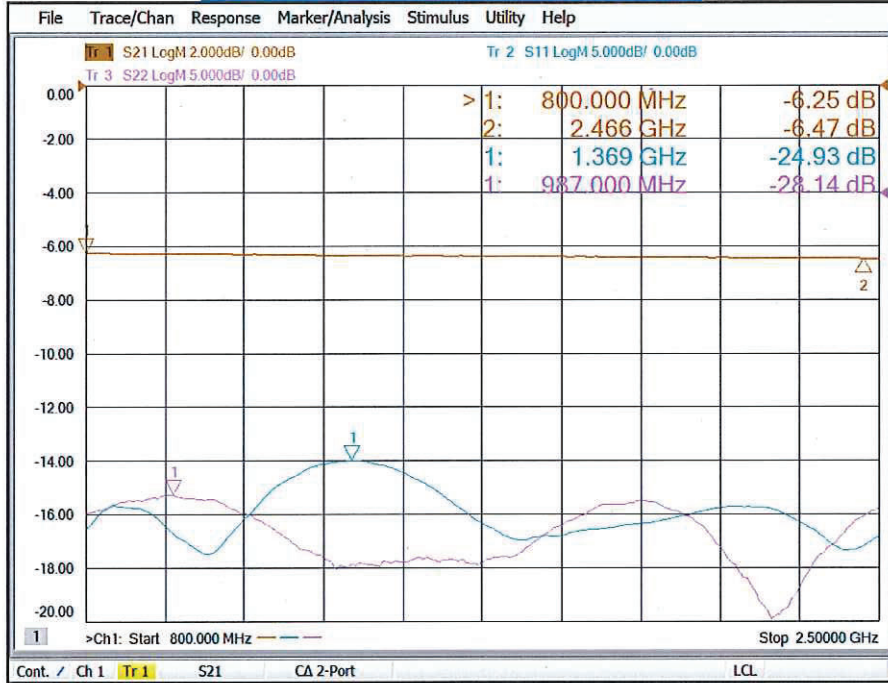
QA/QC Approval:  PMI QA 1 Date: 4/9/19

7311-F Grove Road Frederick, MD 21704 USA Phone: (301)662-5019 Fax: (301)662-1731  
Email: [sales@pmi-rf.com](mailto:sales@pmi-rf.com)

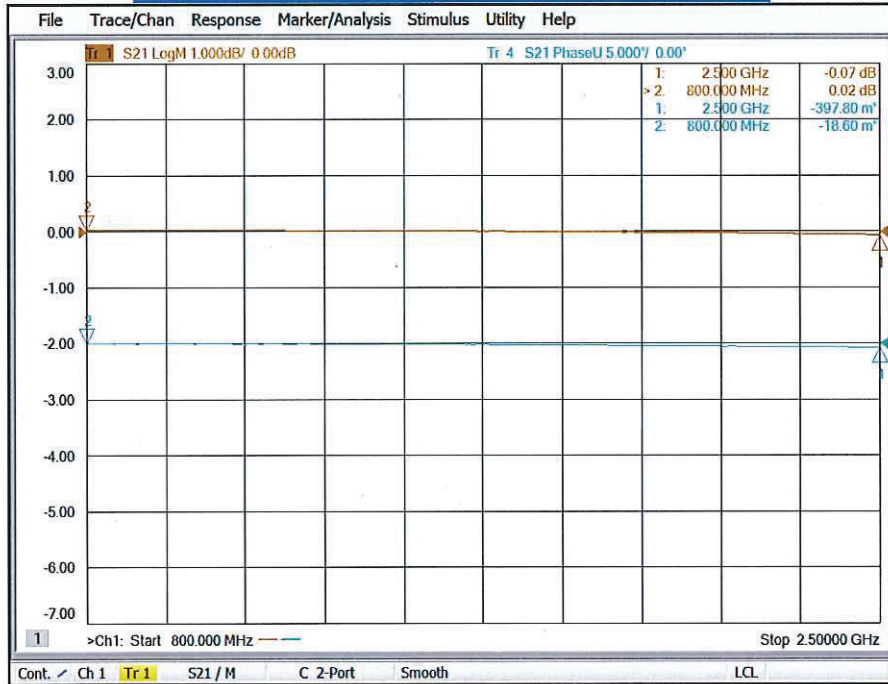
**SUMMARY TEST DATA  
ON  
APD-4-800M2D5G-SFF-30W**

92169

**J1-J2  
RETURN LOSS/INSERTION LOSS**



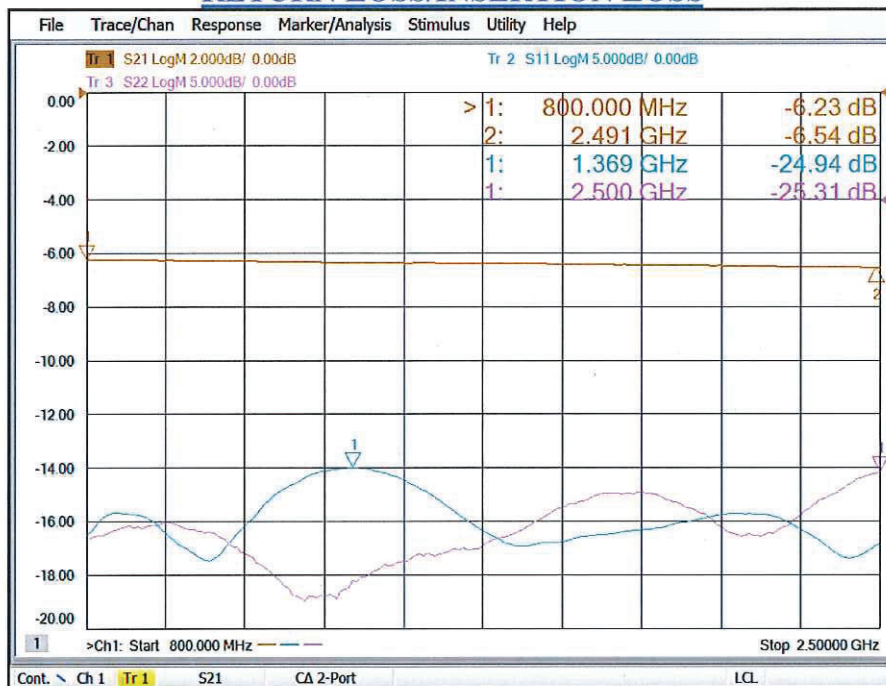
**J1-J2  
PHASE BALANCE/AMPLITUDE BALANCE**



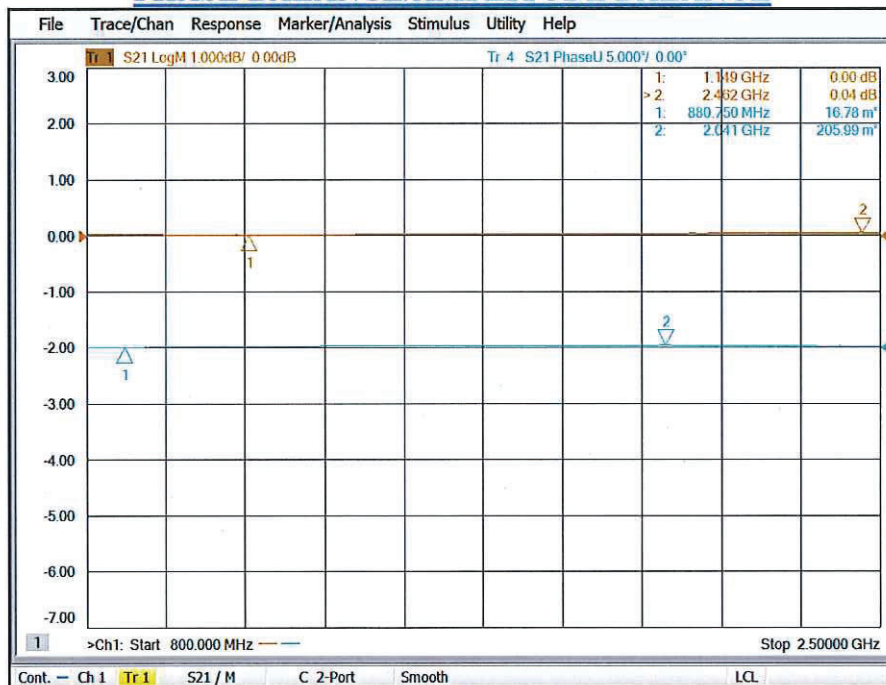
**SUMMARY TEST DATA  
ON  
APD-4-800M2D5G-SFF-30W**

92169

**J1-J3  
RETURN LOSS/INSERTION LOSS**



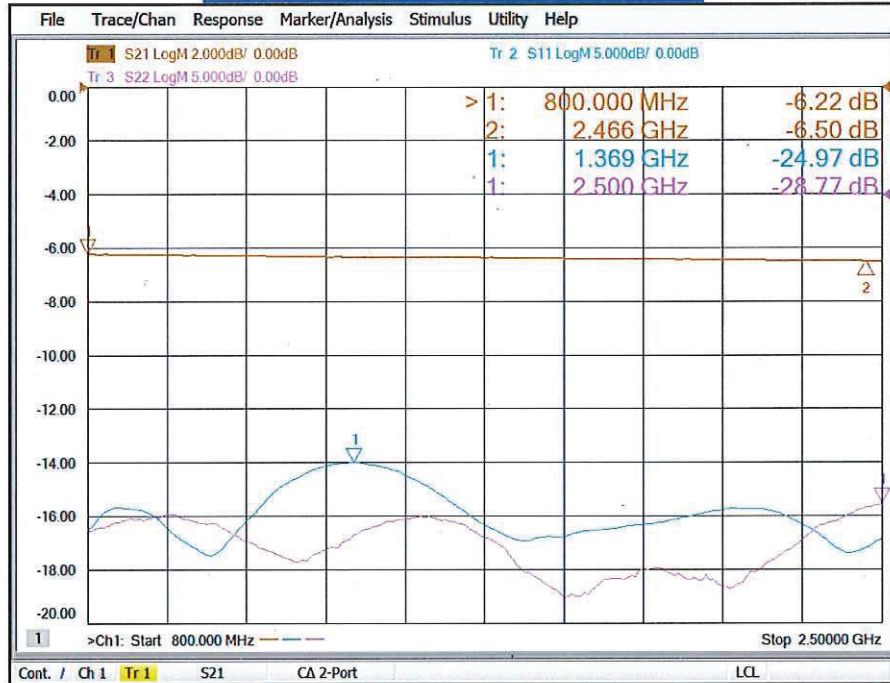
**J1-J3  
PHASE BALANCE/AMPLITUDE BALANCE**



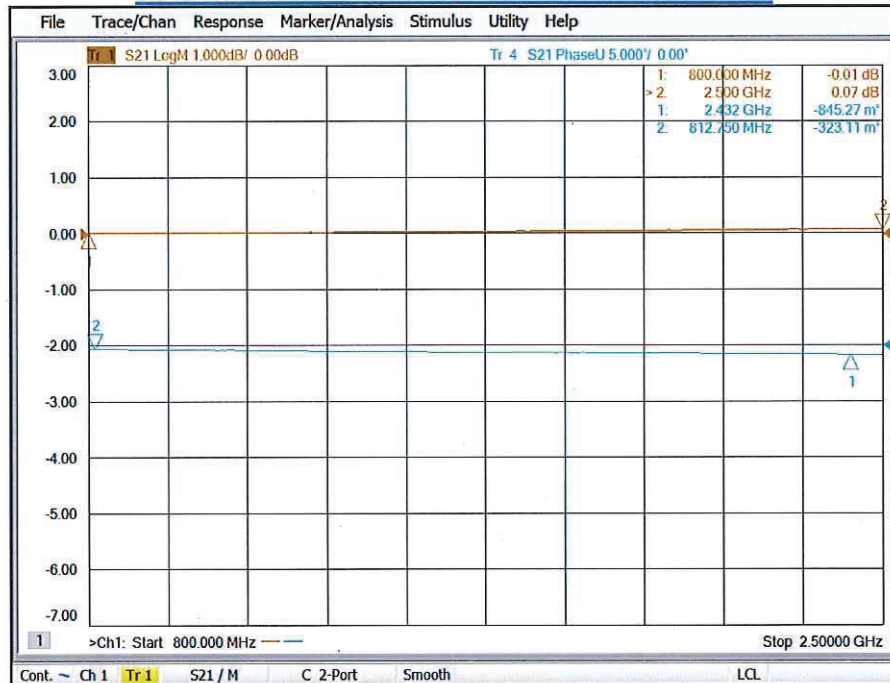
**SUMMARY TEST DATA  
ON  
APD-4-800M2D5G-SFF-30W**

92169

**J1-J4  
RETURN LOSS/INSERTION LOSS**



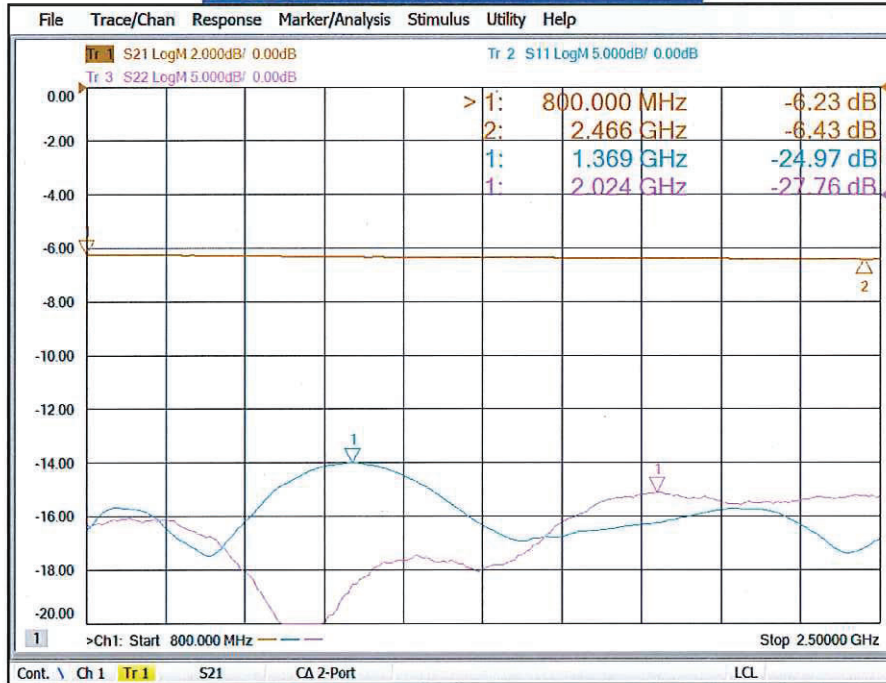
**J1-J4  
PHASE BALANCE/AMPLITUDE BALANCE**



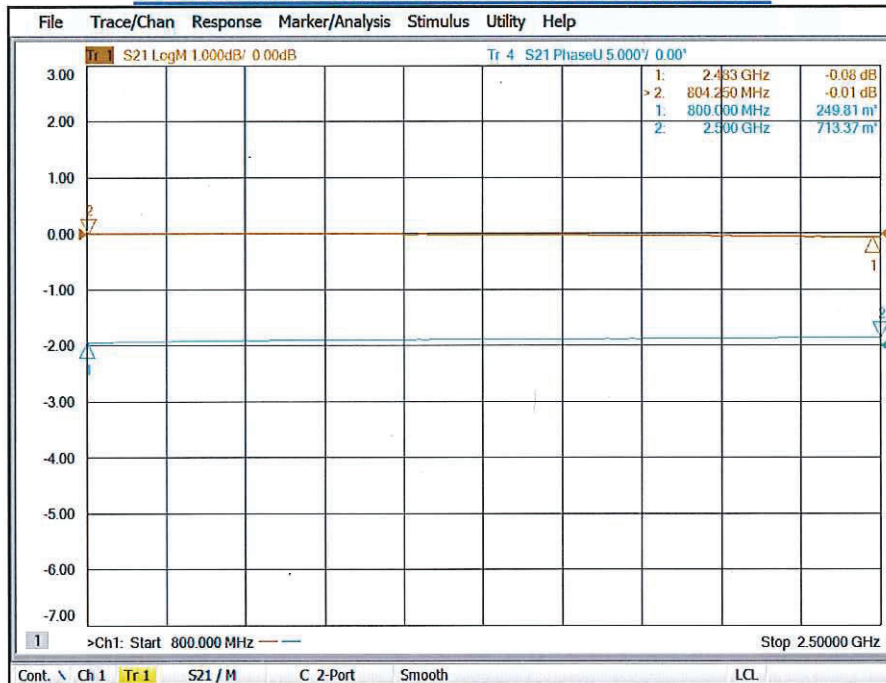
**SUMMARY TEST DATA  
ON  
APD-4-800M2D5G-SFF-30W**

92169

**J1-J5  
RETURN LOSS/INSERTION LOSS**



**J1-J5  
PHASE BALANCE/AMPLITUDE BALANCE**



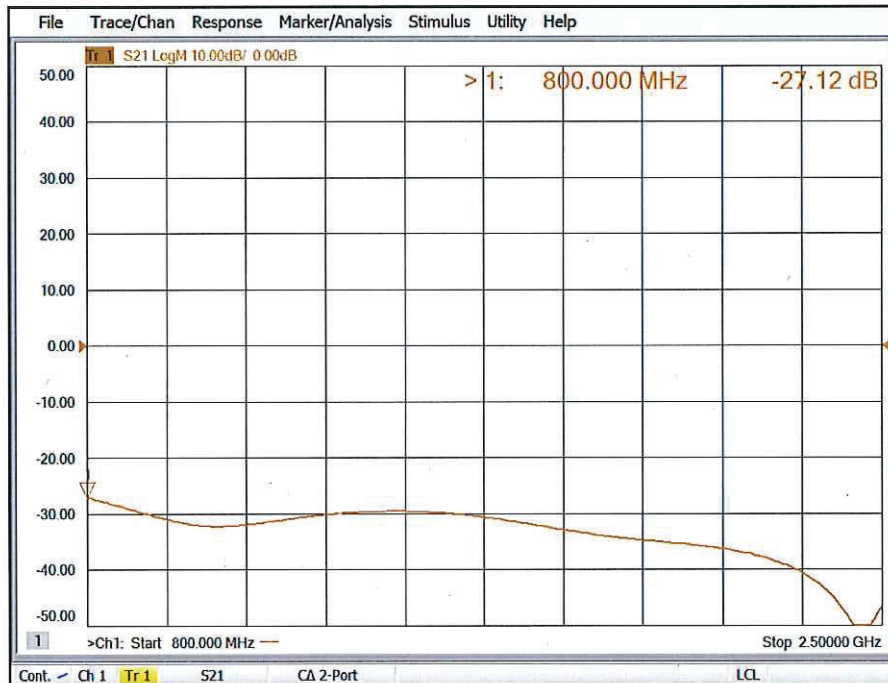
**SUMMARY TEST DATA  
ON  
APD-4-800M2D5G-SFF-30W**

92169

**J2-J3 ISOLATION**



**J3-J4 ISOLATION**



**SUMMARY TEST DATA  
ON  
APD-4-800M2D5G-SFF-30W**

92169

**J4-J5 ISOLATION**

