


**SUMMARY TEST DATA
ON
P2T-4G8G-70-T-SFF**

92270

Customer: _____	Tested By: <u>L. McGraw</u>	
SO No: _____	Temperature: <u>+25°C</u>	
Model No: <u>P2T-4G8G-70-T-SFF</u>	Date: <u>07/08/19</u>	
Serial No: <u>92270</u>	Drawing No: <u>27626442</u>	Rev: <u>A1</u>
Part No: _____		

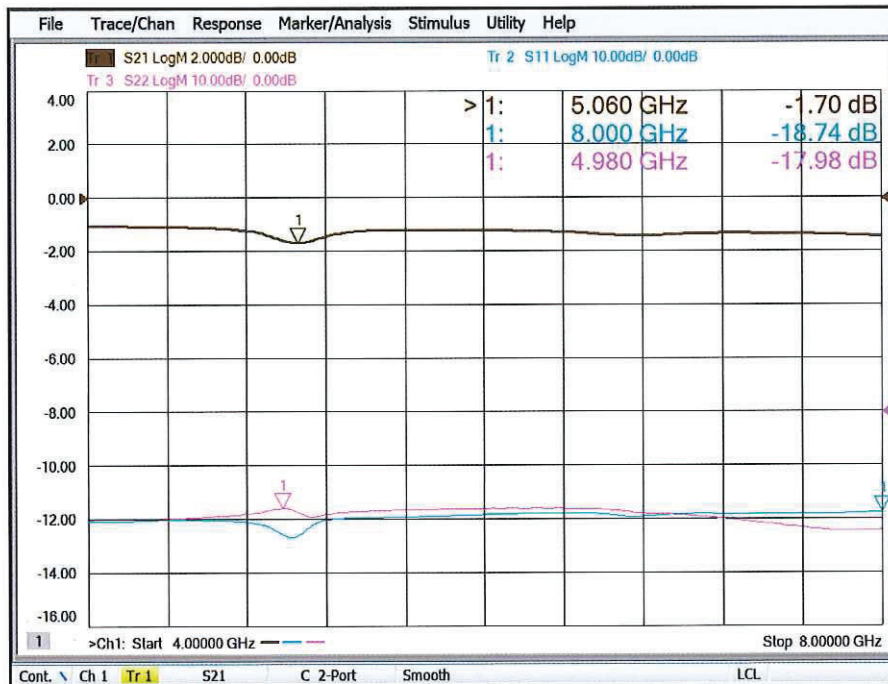
TEST. ITEM NO	PARAMETERS	SPECIFIED VALUE	TEST RESULTS	QA QC
1	Frequency Range	4.0 TO 8.0 GHz	4.0 TO 8.0 GHz	PMI QA 1
2	Insertion Loss	1.9 dB Max	1.70dB (See Plot)	
3	VSWR	1.6:1 Typ	1.3:1 (See Plot)	
4	Isolation	70 dB Min	95dB (See Plot)	
5	Switching Speed	100 ns Max	See Typical Characteristics	
6	Input Power	+30dBm Max (Survival) +20dBm Max (Operating)	Pass	
7	DC Supply	+5VDC @ 100 mA Typ -15VDC @ 100 mA Typ	23 mA 58 mA	
8	Control Signal	LOGIC TABLE CTL FUNCTION 0 J1-J2 "LOW LOSS" 1 J1-J3 "LOW LOSS"	Pass	

QA/QC Approval:  PMI QA 1 Date: 7/8/19

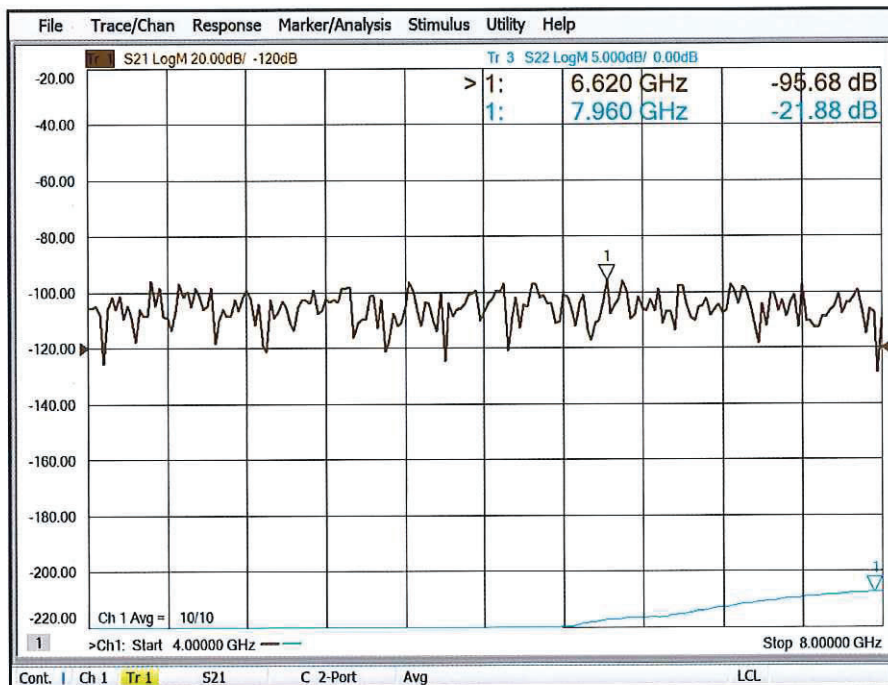
SUMMARY TEST DATA ON P2T-4G8G-70-T-SFF

92270

(J1 – J2) Insertion Loss and Return Loss



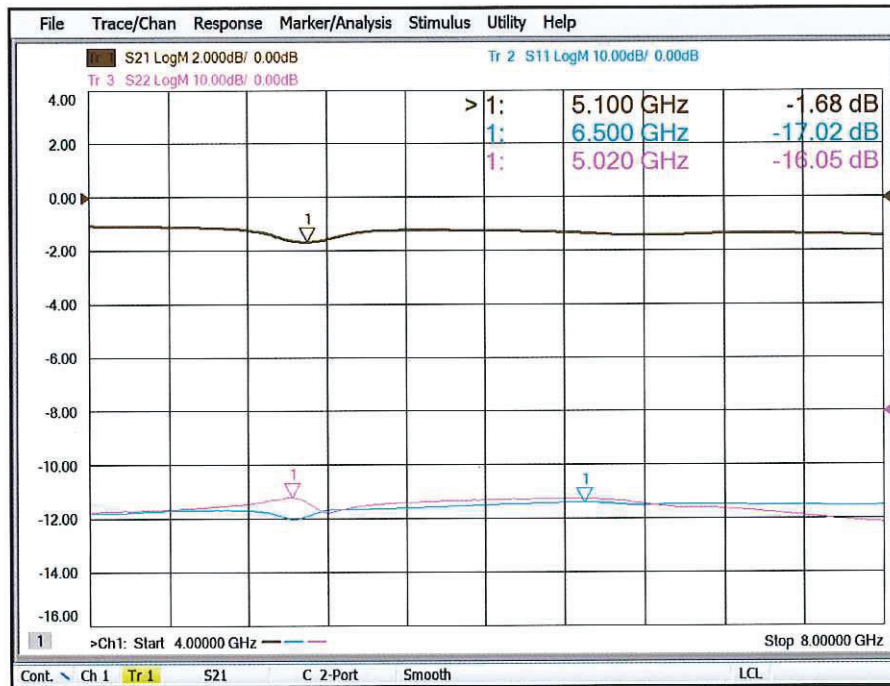
(J1 – J2) Isolation and Termination Return Loss



SUMMARY TEST DATA ON P2T-4G8G-70-T-SFF

92270

(J1 – J3) Insertion Loss and Return Loss



(J1 – J3) Isolation and Termination Return Loss

