

**SUMMARY TEST DATA
ON
P2T-4G8G-70-T-SFF**

92272

Customer: _____ Tested By: L. McGraw
 SO No: _____ Temperature: +25°C
 Model No: P2T-4G8G-70-T-SFF Date: 07/08/19
 Serial No: 92272 Drawing No: 27626442 Rev: A1
 Part No: _____

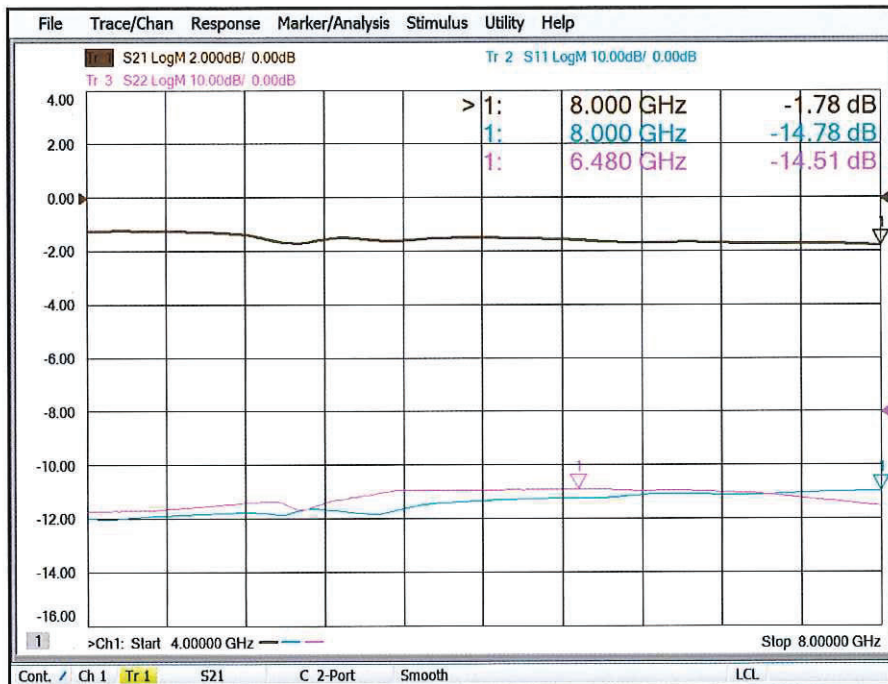
TEST. ITEM NO	PARAMETERS	SPECIFIED VALUE	TEST RESULTS	QA QC
1	Frequency Range	4.0 TO 8.0 GHz	4.0 TO 8.0 GHz	PMI QA 1
2	Insertion Loss	1.9 dB Max	1.78dB (See Plot)	
3	VSWR	1.6:1 Typ	1.4:1 (See Plot)	
4	Isolation	70 dB Min	94dB (See Plot)	
5	Switching Speed	100 ns Max	See Typical Characteristics	
6	Input Power	+30dBm Max (Survival) +20dBm Max (Operating)	Pass	
7	DC Supply	+5VDC @ 100 mA Typ -15VDC @ 100 mA Typ	23 mA 58 mA	
8	Control Signal	LOGIC TABLE FUNCTION CTL 0 J1-J2 "LOW LOSS" 1 J1-J3 "LOW LOSS"	Pass	

QA/QC Approval:  PMI QA 1 Date: 7/8/19

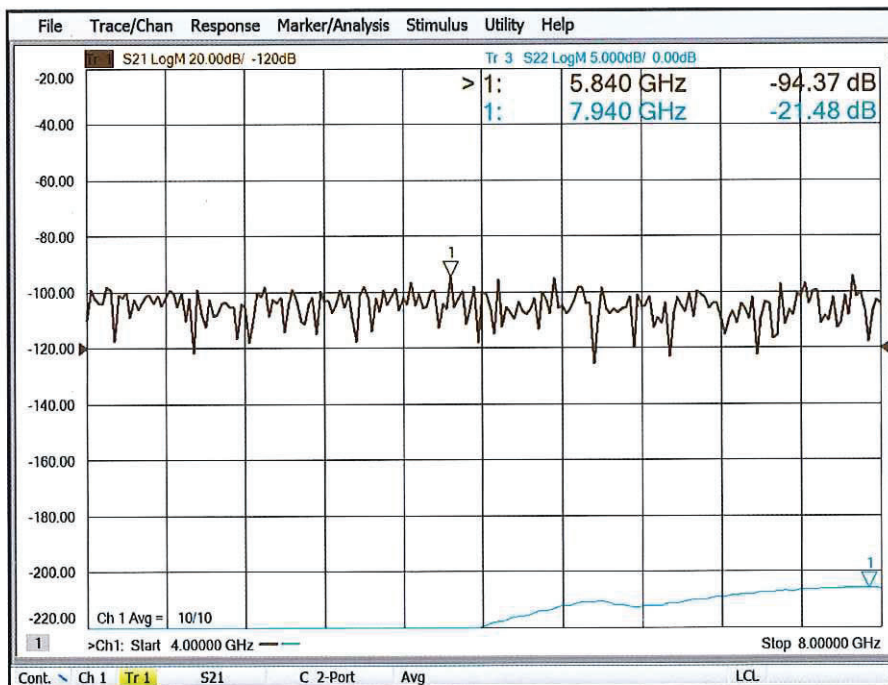
SUMMARY TEST DATA ON P2T-4G8G-70-T-SFF

92272

(J1 – J2) Insertion Loss and Return Loss



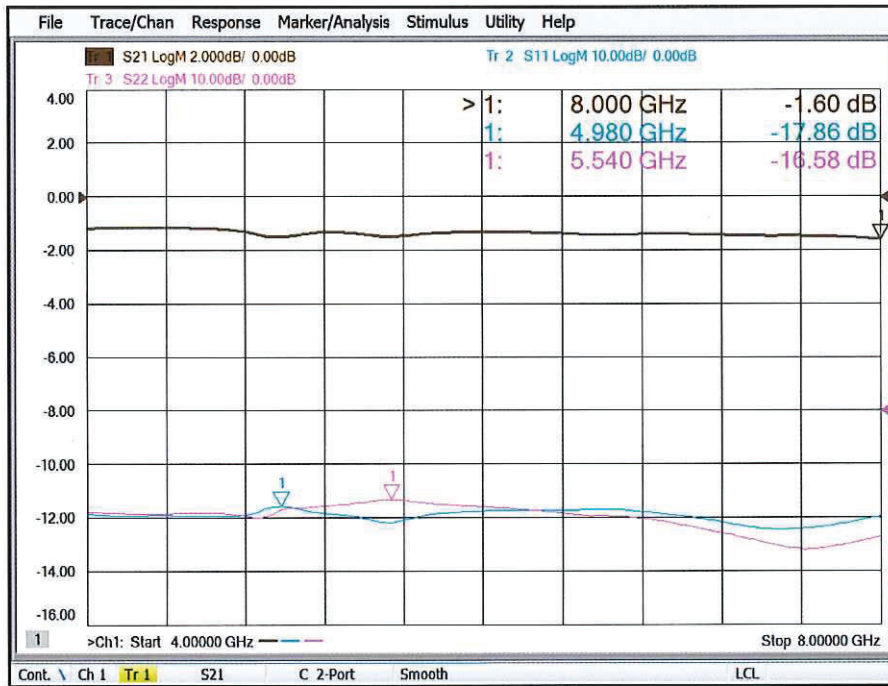
(J1 – J2) Isolation and Termination Return Loss



SUMMARY TEST DATA ON P2T-4G8G-70-T-SFF

92272

(J1 – J3) Insertion Loss and Return Loss



(J1 – J3) Isolation and Termination Return Loss

