




**SUMMARY TEST DATA
ON
AMPLIFIER**

Customer :
 Job No :
 Model No : PE2-22-1123-12-SFF
 Serial No : PL949/0326

Tested By : Kevin Mason
 Temperature : +25°C
 Date : 06/13/03

TEST ITEM NO.	PARAMETERS	SPECIFIED VALUE	MEASURED VALUE	REMARKS QA/QC
1	Frequency Range:	11 – 23 GHz	PASS	
2	Gain Nominal Typ.	+21.5 dB	See Plot	
3	Flatness:	±1.5 dB max.	±1.39 dB	
4	Noise Figure:	8.0 dB max.	See plot	
5	Pout @ 1dB Compression:	+22 dBm min.	≥ +22 dBm	
6	VSWR:	Input : 2.1:1 Output: 2.1:1 Max.	See plot	
7	DC Supply:	600mA @ +12V max.	618mA @ +12V	

Production Manager Approval:  Date: 06/13/03

QA/QC Approval:  Date: 06/13/03

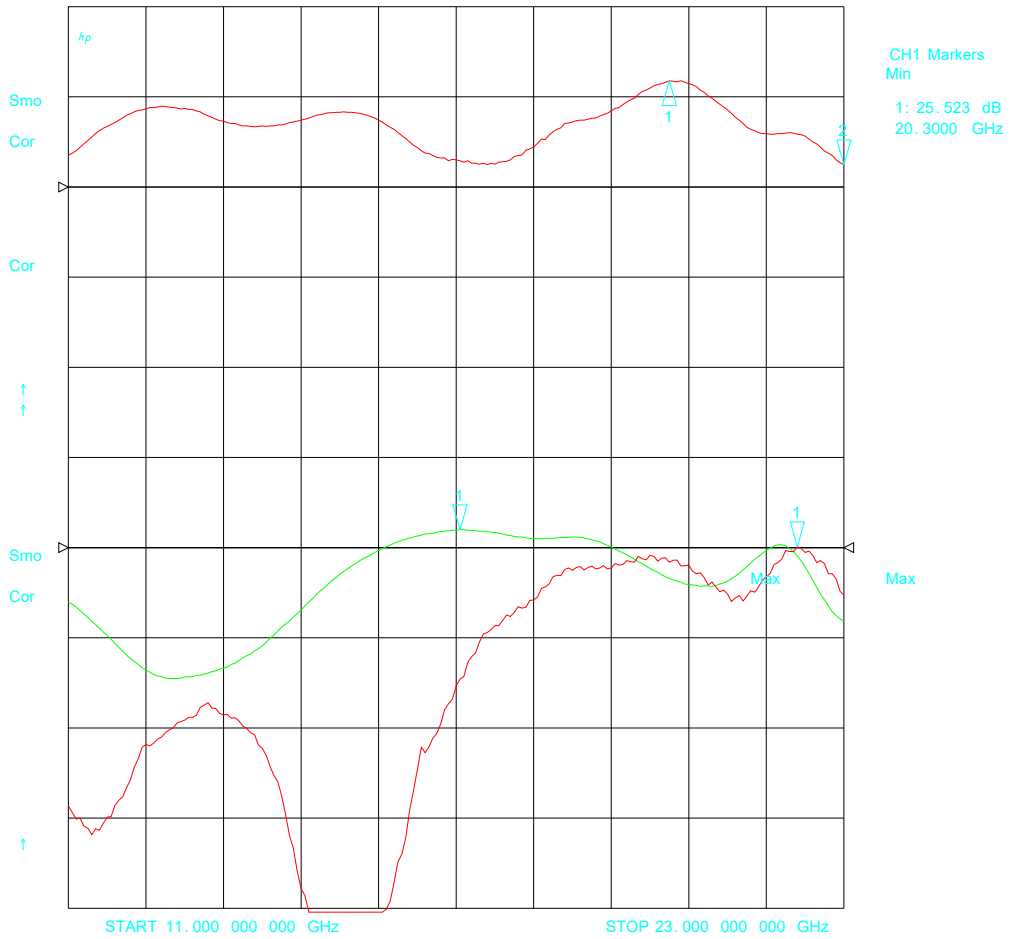
7311-G Grove Road Frederick, MD 21704 USA Phone: (301) 662-5019 Fax: (301) 662-1731
 email: sales@planarelec.com



VNA PLOT
Model No: PE2-22-1123-12-SFF

13 Jun 2003 09:23:00

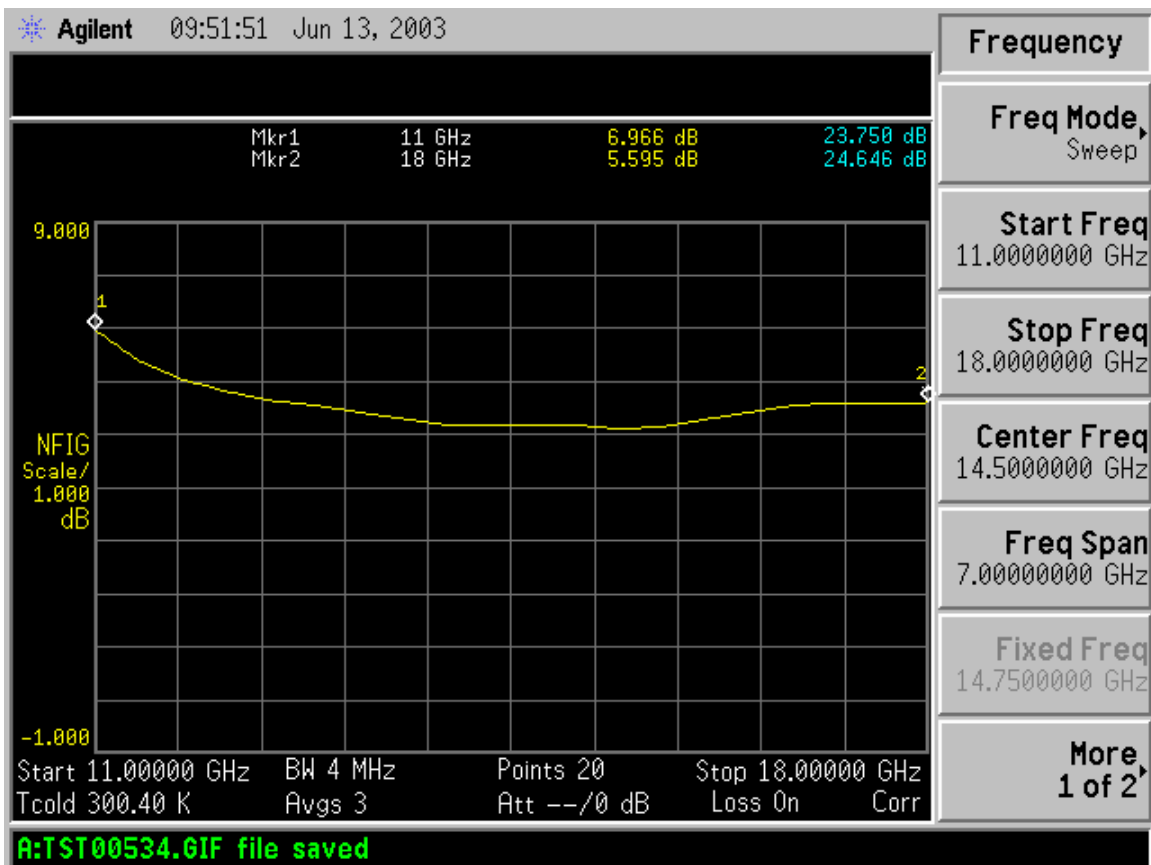
CH1	S21	LOG	3 dB/	REF 22 dB	2: 22.742 dB	23.000 000 000 GHz
CH2	S11	LOG	5 dB/	REF -9.54 dB	1: -8.5610 dB	17.060 000 000 GHz
CH3	S22	LOG	5 dB/	REF -7 dB	1: -6.9410 dB	22.280 000 000 GHz



7311-G Grove Road Frederick, MD 21704 USA Phone: (301) 662-5019 Fax: (301) 662-1731
 email: sales@planarelec.com



Noise Figure Plot
Model No: PE2-22-1123-12-SFF



7311-G Grove Road Frederick, MD 21704 USA Phone: (301) 662-5019 Fax: (301) 662-1731
 email: sales@planarelec.com