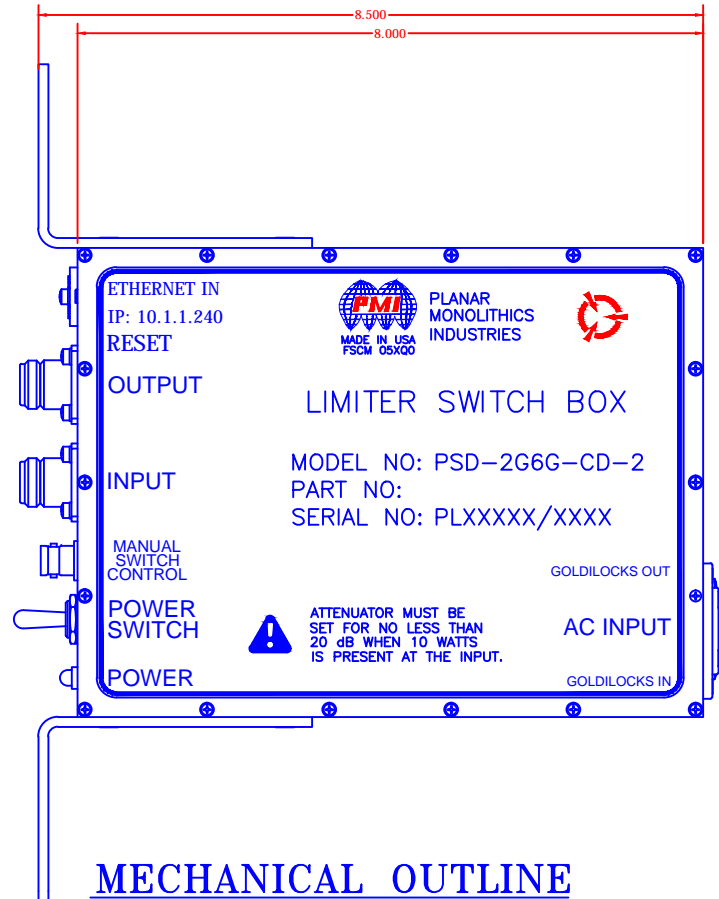
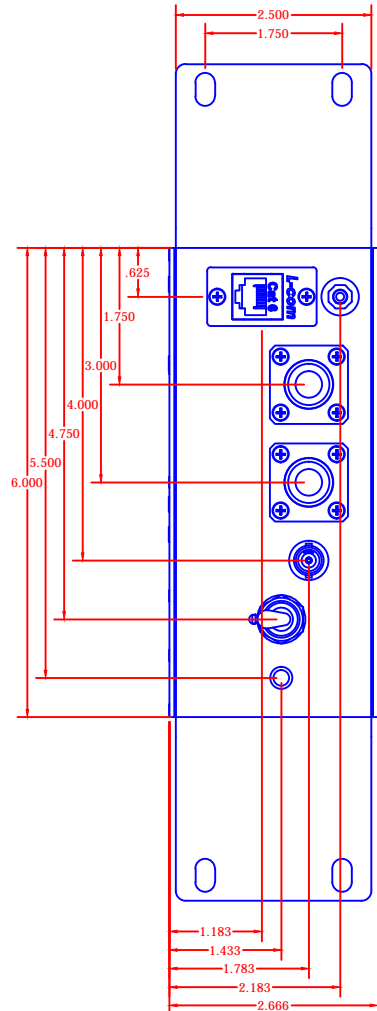


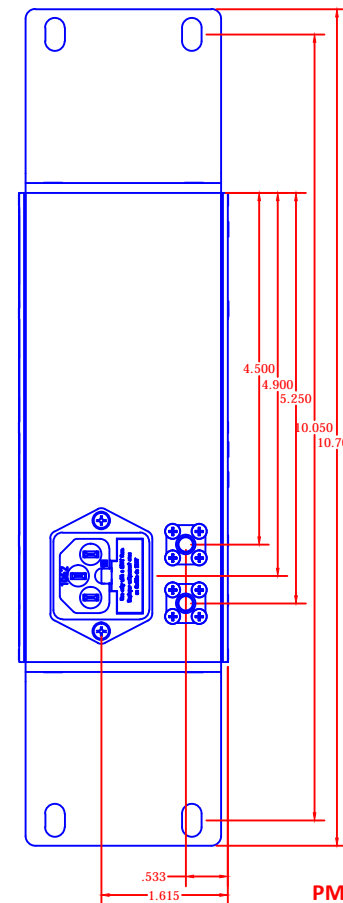
DESCRIPTION

PMI MODEL PSD-2G6G-CD-2 IS A INTEGRATED LIMITER SWITCH BOX ASSEMBLY WITH THE FOLLOWING SPECIFICATIONS:

REVISIONS				
ZONE	REV.	DESCRIPTION	DATE	APPROVED
	1	ORIGINAL RELEASE	11/17/13	



MECHANICAL OUTLINE



PMI CONFIDENTIAL AND PROPRIETARY

ALL DIMENSIONS ARE IN INCHES
TOLERANCES:
X.XX ±0.5

PLANAR MONOLITHICS INDUSTRIES, INC.

7311-F GROVE ROAD
FREDERICK, MARYLAND 21704 USA
TEL: 301-662-5019 FAX: 301-662-1731
WEBSITE: www.pmi-rf.com
E-MAIL: sales@pmi-rf.com
ISO 9001 CERTIFIED



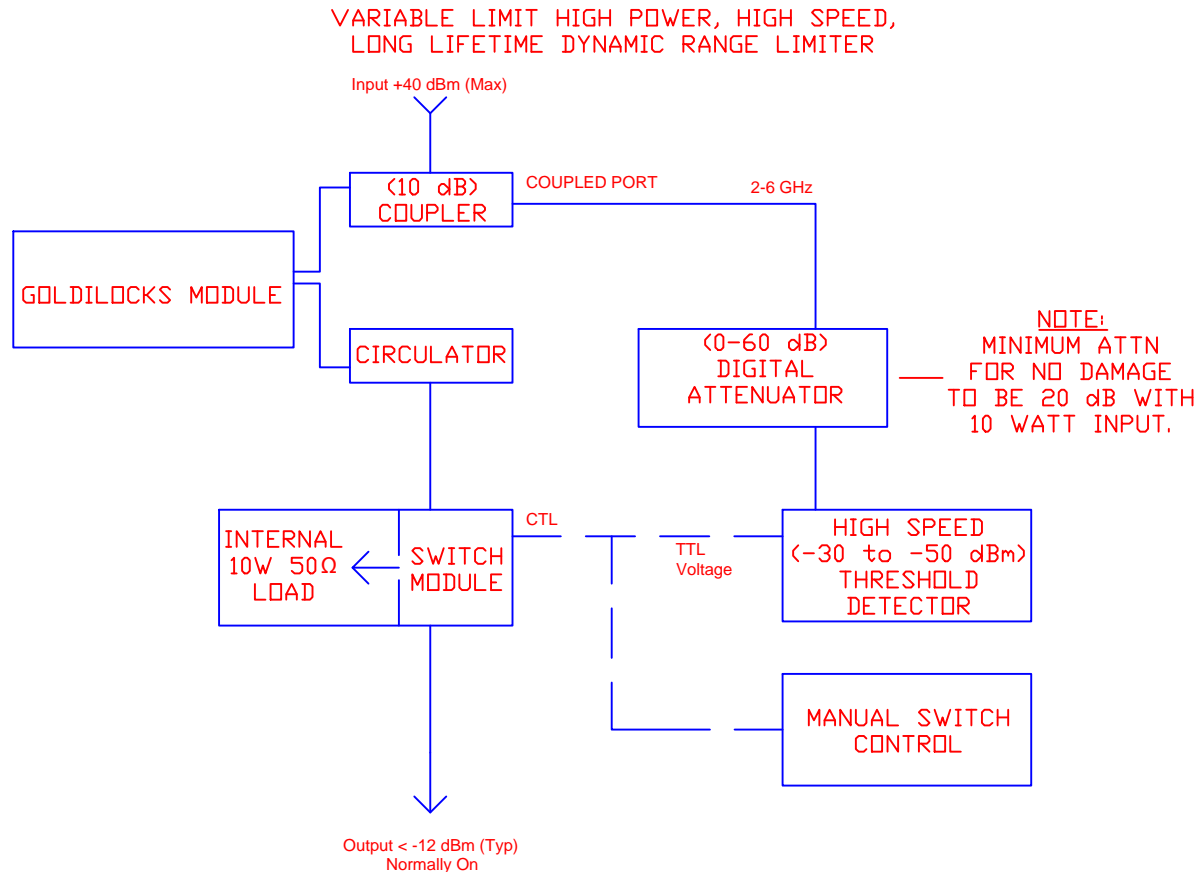
APPROVALS		DATE	TITLE		
DRAWN	<i>DAB</i>	11/17/13	PRODUCT FEATURE PSD-2G6G-CD-2		
CHECKED			SIZE	FSCM NO.	DWG NO.
ISSUED			A	05XQ0	27020841
			SCALE	N:S	SHEET 1 OF 3
					REV. 1

DESCRIPTION

PMI MODEL PSD-2G6G-CD-2 IS A INTEGRATED LIMITER SWITCH BOX ASSEMBLY WITH THE FOLLOWING SPECIFICATIONS:

REVISIONS				
ZONE	REV.	DESCRIPTION	DATE	APPROVED
	1	ORIGINAL RELEASE	11/17/13	

BLOCK DIAGRAM



PMI CONFIDENTIAL AND PROPRIETARY

ENVIRONMENTAL RATINGS

- **TEMPERATURE:** ————— -35°C TO +85°C (OPERATING)
-40°C TO +85°C (STORAGE)
- **HUMIDITY:** ————— MIL-STD-202F, METHOD 103B COND. B
- **SHOCK:** ————— MIL-STD-202F, METHOD 213B COND. B
- **VIBRATION:** ————— MIL-STD-202F, METHOD 204D COND. B
- **ALTITUDE:** ————— MIL-STD-202F, METHOD 105C COND. B
- **TEMPERATURE CYCLE:** — MIL-STD-202F, METHOD 107D COND. A

NOTE: SPECIFICATIONS WILL VARY OVER OPERATING TEMPERATURE
NOTE: THE ABOVE SPECIFICATIONS ARE SUBJECT TO CHANGE OR REVISION

ALL DIMENSIONS ARE IN INCHES
TOLERANCES:
X.XX ±0.5

PLANAR MONOLITHICS INDUSTRIES, INC.

7311-F GROVE ROAD
FREDERICK, MARYLAND 21704 USA
TEL: 301-662-5019 FAX: 301-662-1731
WEBSITE: www.pmi-rf.com
E-MAIL: sales@pmi-rf.com
ISO 9001 CERTIFIED



APPROVALS		DATE	TITLE			
DRAWN <i>DAB</i>		11/17/13	PRODUCT FEATURE PSD-2G6G-CD-2			
CHECKED			SIZE A	FSCM NO. 05XQ0	DWG NO. 27020841	REV. 1
ISSUED			SCALE N:S		SHEET 2 OF 3	

DESCRIPTION

PMI MODEL PSD-2G6G-CD-2 IS A INTEGRATED LIMITER SWITCH BOX ASSEMBLY WITH THE FOLLOWING SPECIFICATIONS:

SPECIFICATIONS

- FINAL ASSEMBLY:
 - FREQUENCY RESPONSE: _____ 2.0 - 6.0 GHz
 - POWER: _____ 110VAC ONLY, 50/60Hz
 - SIZE: _____ (L) 8.0" X (W) 6.0" X (H) 2.66"
 - FINISH: _____ BLACK POWDER COATING
 - WEIGHT: _____ 15 POUNDS(LBS) TYPICAL
- PIN DIODE SWITCH MODULE:
 - POWER HANDLING: _____ >= 10 W
 - FREQUENCY RESPONSE: _____ 2.0 - 6.0 GHz
 - SWITCHING SPEED: _____ < 50 ns
 - ISOLATION (INPUT/OUTPUT): _____ 85 dB TYP.
 - INSERTION LOSS: _____ 3 dB TYP.
- **NOTE: NOT TO BE SWITCHED ANY HIGHER THAN 50 KHz (PRI).
- THRESHOLD DETECTOR:
 - FREQUENCY RESPONSE: _____ 2.0 - 6.0 GHz
 - SWITCHING SPEED: _____ < 50 ns
 - OUTPUT TYPE: _____ TTL (Compatible With Pin Switch)
 - SENSITIVITY: _____ < -40dBm
 - MAX POWER (NO DAMAGE): _____ 10 dBm CW.
- COUPLER:
 - POWER HANDLING: _____ 10 W CW MAX.
 - FREQUENCY RESPONSE: _____ 2.0 - 6.0 GHz
 - COUPLING FACTOR: _____ 10 dB
- DIGITAL ATTENUATOR:
 - POWER HANDLING (MAX): _____ 2 W AVG.
 - FREQUENCY RESPONSE: _____ 2.0 - 6.0 GHz
 - ATTENUATION: _____ 0 - 60 - ETHERNET CONTROL
 - LSB: _____ 0.06 dB
 - INSERTION LOSS: _____ 3.5 dB TYP.
- INPUT TO OUTPUT
 - INSERTION LOSS: _____ 6 dB TYP.
 - ISOLATION IN "OFF" MODE: _____ 85 dB TYP.

ENVIRONMENTAL RATINGS

- **TEMPERATURE:** _____ -35°C TO +85°C (OPERATING)
- _____ -40°C TO +85°C (STORAGE)
- **HUMIDITY:** _____ MIL-STD-202F, METHOD 103B COND. B
- **SHOCK:** _____ MIL-STD-202F, METHOD 213B COND. B
- **VIBRATION:** _____ MIL-STD-202F, METHOD 204D COND. B
- **ALTITUDE:** _____ MIL-STD-202F, METHOD 105C COND. B
- **TEMPERATURE CYCLE:** _____ MIL-STD-202F, METHOD 107D COND. A

NOTE: SPECIFICATIONS WILL VARY OVER OPERATING TEMPERATURE
NOTE: THE ABOVE SPECIFICATIONS ARE SUBJECT TO CHANGE OR REVISION

ALL DIMENSIONS ARE IN INCHES
TOLERANCES:
X.XX ±0.5

REVISIONS				
ZONE	REV.	DESCRIPTION	DATE	APPROVED
	1	ORIGINAL RELEASE	11/17/13	

**NOTE: ATTENUATOR MUST BE SET FOR NO LESS THAN 20 dB WHEN 10 WATTS IS PRESENT AT THE INPUT.

PMI CONFIDENTIAL AND PROPRIETARY

PLANAR MONOLITHICS INDUSTRIES, INC.

7311-F GROVE ROAD
FREDERICK, MARYLAND 21704 USA
TEL: 301-662-5019 FAX: 301-662-1731
WEBSITE: www.pmi-rf.com
E-MAIL: sales@pmi-rf.com
ISO 9001 CERTIFIED



APPROVALS		DATE	TITLE			
DRAWN <i>DAB</i>		11/17/13	PRODUCT FEATURE PSD-2G6G-CD-2			
CHECKED			SIZE A	FSCM NO. 05XQ0	DWG NO. 27020841	REV. 1
ISSUED			SCALE N:S		SHEET 3 OF 3	