

Description:

Low Noise Amplifier designed for Military and Industrial applications. This amplifier is supplied in our standard PE2 housing that can be used as a SMA connectorized or a surface mount component. Other packages and connector types are available.

This model provides the following performance. Data is available upon request.

Specifications:

Frequency Range: 11.0 to 12.0 GHz
Gain: 30dB Typ.
Gain Flatness: +/-0.75dB Max.
Noise Figure: 3.0dB Typ.
OP1dB: 12dBm Min.
VSWR Input/Output: 2.0:1 Max.
DC Voltage Supply: +12 to +15VDC
DC Current Draw: 160mA Max.

Features:

Internal Voltage Regulation
Unconditional Stability
Standard Operating Temperature -20 to +70 Deg. C

Available Options:

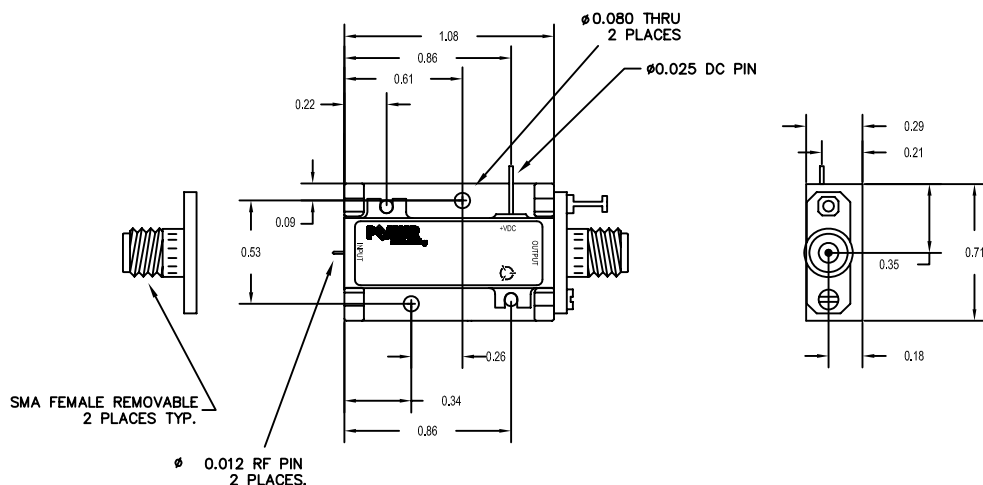
Various Package types
Various Connector types
Temperature Compensation
Hermetic Sealing
Gain and Phase Matching
MIL-STD-883 Screening Available

Environmental Ratings:

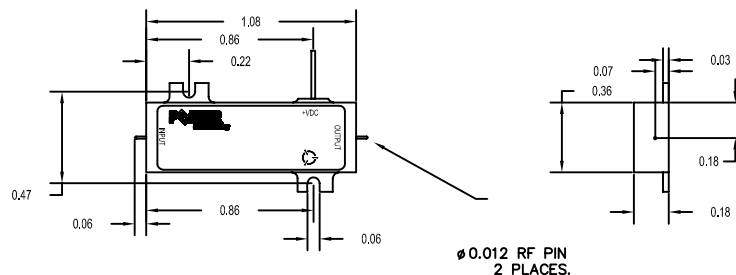
Temperature: -20 to +70 Deg. C (Operating) ; -55 to +85 Deg C Available)
-55 to +125 Deg. C (Storage)
Humidity: MIL-STD-202F, METHOD 103B COND B.
Shock: MIL-STD-202F, METHOD 213B COND B.
Altitude: MIL-STD-202F, METHOD 105C COND B.
Temperature Cycle: MIL-STD-202F, METHOD 107D COND A

Note: The above specifications are subject to change or revision.


PE2 HOUSING WITH CARRIER



PE2 HOUSING WITHOUT CARRIER (SURFACE MOUNT)



UNLESS OTHERWISE SPECIFIED
DIMENSIONS ARE IN INCHES
TOLERANCES ARE:
FRACTIONS DECIMALS ANGLES
± .XX ± 0.010 ±
± .XXX ± 0.005 ±

		PART NO.		
		APPROVALS		
MATERIAL: 6061-T6 Aluminum		DRAWN: K Mason	2/21/08	PRODUCT FEATURE PE2-30-11G12G-3R0-14-12-SFF
FINISH: Gold Plate over Nickel		CHECKED:		
DO NOT SCALE DRAWING		REVIEWED:		
				CASE OF