



**SUMMARY TEST DATA
ON
SDLVA-18G40G-65-CD-292FF**

PL45158/2413

Customer: <u>PMI</u>	Tested By: <u>DA</u>
SO No: <u>20240328001</u>	Temperature: <u>+25°C</u>
Model No: <u>SDLVA-18G40G-65-CD-292FF</u>	Date: <u>03/28/24</u>
Serial No: <u>PL45158/2413</u>	Drawing No: <u>ETD000046</u> REV: <u>A2</u>

TEST. ITEM NO	PARAMETERS	SPECIFIED VALUE	TEST RESULTS	QA QC
1	Frequency Range:	18.0 to 40.0GHz	Pass	PMI QA3
2	TSS (See Graph #2)	-65 dBm Max.	-70 dBm	
3	Power Handling	+10dBm Max.	Pass	
4	Dynamic Range:	-63dBm to +2dBm	Pass	
5	Log Linearity: @+25C (See Graph #1)	± 2.0 dB Max.	+1.45 dB -1.40 dB	
6	Log Slope: (See Graph #1)	25 mV/dB Nom.	25.06 mV/dB	
7	Log Slope Variation: (See Graph #1)	±2.0 mV/dB Max.	1.06mV/dB	
8	Frequency Flatness: @+25C (See Graph #1)	±2.5dB Max.	±1.8dB	
9	Pulse Width Range:	30ns to CW	Pass	
10	Rise Time: (See Graph #3)	11ns Max. (8 ns Typ.)	7.3 ns	
11	Recovery Time: (See Graph #4)	60ns Max. (40 ns Typ.)	35.0 ns	
12	Delay Time:	60ns Max.	<60ns by design	
13	Input VSWR: (See Graph #5)	2.5:1 Max.	2.4:1	
14	Power Supply	+12V @ 500mA Max. -12V @ 200mA Max.	+12V @ 360mA -12V @ 158mA	

QA/QC Approval: *K. Luter* Date: 4-2-24



**SUMMARY TEST DATA
ON
SDLVA-18G40G-65-CD-292FF**

PL45158/2413

Graph #1

Log Transfer vs Frequency @+25C

<p>MODEL: SDLVA-18G40G-65-CD-292FF SERIAL NO: PL45158 DATE: 03-28-2024 TESTED BY: DA Test Temp: +25°C</p>		<p>PLANAR MONOLITHICS INDUSTRIES 4921 Robert J. Mathews Parkway Suit 1 El Dorado Hills, CA 95762 TEL: 916-542-1401 FAX: 916-265-2597 EMAIL: SALES@PMI-RF.COM</p>																																																				
		<table border="1" style="width: 100%; border-collapse: collapse;"> <tr> <td style="width: 10%;">-63</td><td style="width: 10%;">-58</td><td style="width: 10%;">-53</td><td style="width: 10%;">-48</td><td style="width: 10%;">-43</td><td style="width: 10%;">-38</td><td style="width: 10%;">-33</td><td style="width: 10%;">-28</td><td style="width: 10%;">-23</td><td style="width: 10%;">-18</td><td style="width: 10%;">-13</td><td style="width: 10%;">-8</td><td style="width: 10%;">-3</td><td style="width: 10%;">2</td> </tr> </table>	-63	-58	-53	-48	-43	-38	-33	-28	-23	-18	-13	-8	-3	2	<table border="1" style="width: 100%; border-collapse: collapse;"> <tr> <td style="width: 100%;">RF Input Power (dBm)</td> </tr> </table>	RF Input Power (dBm)																																				
-63	-58	-53	-48	-43	-38	-33	-28	-23	-18	-13	-8	-3	2																																									
RF Input Power (dBm)																																																						
<p>18 GHz</p> <table border="1" style="width: 100%; border-collapse: collapse;"> <tr> <td style="width: 20%;">INTERCEPT (mV)</td><td style="width: 10%;">1813</td> </tr> <tr> <td>SLOPE (mV/dB)</td><td>25.1</td> </tr> </table>	INTERCEPT (mV)	1813	SLOPE (mV/dB)	25.1	<table border="1" style="width: 100%; border-collapse: collapse;"> <tr> <td style="width: 10%;">265</td><td style="width: 10%;">380</td><td style="width: 10%;">492</td><td style="width: 10%;">595</td><td style="width: 10%;">713</td><td style="width: 10%;">824</td><td style="width: 10%;">952</td><td style="width: 10%;">1094</td><td style="width: 10%;">1240</td><td style="width: 10%;">1385</td><td style="width: 10%;">1482</td><td style="width: 10%;">1611</td><td style="width: 10%;">1747</td><td style="width: 10%;">1882</td> </tr> <tr> <td style="width: 10%;">33</td><td style="width: 10%;">23</td><td style="width: 10%;">9</td><td style="width: 10%;">-13</td><td style="width: 10%;">-21</td><td style="width: 10%;">-35</td><td style="width: 10%;">-33</td><td style="width: 10%;">-16</td><td style="width: 10%;">5</td><td style="width: 10%;">24</td><td style="width: 10%;">-4</td><td style="width: 10%;">-1</td><td style="width: 10%;">10</td><td style="width: 10%;">19</td> </tr> <tr> <td style="width: 10%;">1.33</td><td style="width: 10%;">0.91</td><td style="width: 10%;">0.37</td><td style="width: 10%;">-0.52</td><td style="width: 10%;">-0.82</td><td style="width: 10%;">-1.40</td><td style="width: 10%;">-1.30</td><td style="width: 10%;">-0.64</td><td style="width: 10%;">0.18</td><td style="width: 10%;">0.96</td><td style="width: 10%;">-0.18</td><td style="width: 10%;">-0.04</td><td style="width: 10%;">0.38</td><td style="width: 10%;">0.76</td> </tr> </table>	265	380	492	595	713	824	952	1094	1240	1385	1482	1611	1747	1882	33	23	9	-13	-21	-35	-33	-16	5	24	-4	-1	10	19	1.33	0.91	0.37	-0.52	-0.82	-1.40	-1.30	-0.64	0.18	0.96	-0.18	-0.04	0.38	0.76	<table border="1" style="width: 100%; border-collapse: collapse;"> <tr> <td style="width: 50%;">Measured Value (mV)</td><td style="width: 50%;">Error (dB)</td> </tr> <tr> <td>Error (mV)</td><td>MAX MIN</td> </tr> <tr> <td>LINEARITY ERROR (dB)</td><td>1.33 -1.40</td> </tr> </table>	Measured Value (mV)	Error (dB)	Error (mV)	MAX MIN	LINEARITY ERROR (dB)	1.33 -1.40
INTERCEPT (mV)	1813																																																					
SLOPE (mV/dB)	25.1																																																					
265	380	492	595	713	824	952	1094	1240	1385	1482	1611	1747	1882																																									
33	23	9	-13	-21	-35	-33	-16	5	24	-4	-1	10	19																																									
1.33	0.91	0.37	-0.52	-0.82	-1.40	-1.30	-0.64	0.18	0.96	-0.18	-0.04	0.38	0.76																																									
Measured Value (mV)	Error (dB)																																																					
Error (mV)	MAX MIN																																																					
LINEARITY ERROR (dB)	1.33 -1.40																																																					
<p>23.5 GHz</p> <table border="1" style="width: 100%; border-collapse: collapse;"> <tr> <td style="width: 20%;">INTERCEPT (mV)</td><td style="width: 10%;">1811</td> </tr> <tr> <td>SLOPE (mV/dB)</td><td>26.1</td> </tr> </table>	INTERCEPT (mV)	1811	SLOPE (mV/dB)	26.1	<table border="1" style="width: 100%; border-collapse: collapse;"> <tr> <td style="width: 10%;">207</td><td style="width: 10%;">308</td><td style="width: 10%;">430</td><td style="width: 10%;">552</td><td style="width: 10%;">673</td><td style="width: 10%;">803</td><td style="width: 10%;">928</td><td style="width: 10%;">1065</td><td style="width: 10%;">1207</td><td style="width: 10%;">1354</td><td style="width: 10%;">1473</td><td style="width: 10%;">1604</td><td style="width: 10%;">1741</td><td style="width: 10%;">1880</td> </tr> <tr> <td style="width: 10%;">38</td><td style="width: 10%;">8</td><td style="width: 10%;">0</td><td style="width: 10%;">-8</td><td style="width: 10%;">-17</td><td style="width: 10%;">-18</td><td style="width: 10%;">-23</td><td style="width: 10%;">-16</td><td style="width: 10%;">-4</td><td style="width: 10%;">12</td><td style="width: 10%;">1</td><td style="width: 10%;">2</td><td style="width: 10%;">8</td><td style="width: 10%;">17</td> </tr> <tr> <td style="width: 10%;">1.45</td><td style="width: 10%;">0.33</td><td style="width: 10%;">0.01</td><td style="width: 10%;">-0.31</td><td style="width: 10%;">-0.67</td><td style="width: 10%;">-0.68</td><td style="width: 10%;">-0.88</td><td style="width: 10%;">-0.62</td><td style="width: 10%;">-0.17</td><td style="width: 10%;">0.47</td><td style="width: 10%;">0.04</td><td style="width: 10%;">0.06</td><td style="width: 10%;">0.32</td><td style="width: 10%;">0.66</td> </tr> </table>	207	308	430	552	673	803	928	1065	1207	1354	1473	1604	1741	1880	38	8	0	-8	-17	-18	-23	-16	-4	12	1	2	8	17	1.45	0.33	0.01	-0.31	-0.67	-0.68	-0.88	-0.62	-0.17	0.47	0.04	0.06	0.32	0.66	<table border="1" style="width: 100%; border-collapse: collapse;"> <tr> <td style="width: 50%;">Measured Value (mV)</td><td style="width: 50%;">Error (dB)</td> </tr> <tr> <td>Error (mV)</td><td>MAX MIN</td> </tr> <tr> <td>LINEARITY ERROR (dB)</td><td>1.45 -0.88</td> </tr> </table>	Measured Value (mV)	Error (dB)	Error (mV)	MAX MIN	LINEARITY ERROR (dB)	1.45 -0.88
INTERCEPT (mV)	1811																																																					
SLOPE (mV/dB)	26.1																																																					
207	308	430	552	673	803	928	1065	1207	1354	1473	1604	1741	1880																																									
38	8	0	-8	-17	-18	-23	-16	-4	12	1	2	8	17																																									
1.45	0.33	0.01	-0.31	-0.67	-0.68	-0.88	-0.62	-0.17	0.47	0.04	0.06	0.32	0.66																																									
Measured Value (mV)	Error (dB)																																																					
Error (mV)	MAX MIN																																																					
LINEARITY ERROR (dB)	1.45 -0.88																																																					
<p>29 GHz</p> <table border="1" style="width: 100%; border-collapse: collapse;"> <tr> <td style="width: 20%;">INTERCEPT (mV)</td><td style="width: 10%;">1809</td> </tr> <tr> <td>SLOPE (mV/dB)</td><td>25.4</td> </tr> </table>	INTERCEPT (mV)	1809	SLOPE (mV/dB)	25.4	<table border="1" style="width: 100%; border-collapse: collapse;"> <tr> <td style="width: 10%;">226</td><td style="width: 10%;">336</td><td style="width: 10%;">463</td><td style="width: 10%;">586</td><td style="width: 10%;">718</td><td style="width: 10%;">831</td><td style="width: 10%;">960</td><td style="width: 10%;">1102</td><td style="width: 10%;">1242</td><td style="width: 10%;">1377</td><td style="width: 10%;">1459</td><td style="width: 10%;">1590</td><td style="width: 10%;">1732</td><td style="width: 10%;">1875</td> </tr> <tr> <td style="width: 10%;">15</td><td style="width: 10%;">-2</td><td style="width: 10%;">-2</td><td style="width: 10%;">-4</td><td style="width: 10%;">-1</td><td style="width: 10%;">-14</td><td style="width: 10%;">-12</td><td style="width: 10%;">3</td><td style="width: 10%;">16</td><td style="width: 10%;">24</td><td style="width: 10%;">-21</td><td style="width: 10%;">-16</td><td style="width: 10%;">-1</td><td style="width: 10%;">15</td> </tr> <tr> <td style="width: 10%;">0.58</td><td style="width: 10%;">-0.08</td><td style="width: 10%;">-0.08</td><td style="width: 10%;">-0.15</td><td style="width: 10%;">-0.02</td><td style="width: 10%;">-0.57</td><td style="width: 10%;">-0.48</td><td style="width: 10%;">0.12</td><td style="width: 10%;">0.64</td><td style="width: 10%;">0.96</td><td style="width: 10%;">-0.81</td><td style="width: 10%;">-0.64</td><td style="width: 10%;">-0.05</td><td style="width: 10%;">0.59</td> </tr> </table>	226	336	463	586	718	831	960	1102	1242	1377	1459	1590	1732	1875	15	-2	-2	-4	-1	-14	-12	3	16	24	-21	-16	-1	15	0.58	-0.08	-0.08	-0.15	-0.02	-0.57	-0.48	0.12	0.64	0.96	-0.81	-0.64	-0.05	0.59	<table border="1" style="width: 100%; border-collapse: collapse;"> <tr> <td style="width: 50%;">Measured Value (mV)</td><td style="width: 50%;">Error (dB)</td> </tr> <tr> <td>Error (mV)</td><td>MAX MIN</td> </tr> <tr> <td>LINEARITY ERROR (dB)</td><td>0.96 -0.81</td> </tr> </table>	Measured Value (mV)	Error (dB)	Error (mV)	MAX MIN	LINEARITY ERROR (dB)	0.96 -0.81
INTERCEPT (mV)	1809																																																					
SLOPE (mV/dB)	25.4																																																					
226	336	463	586	718	831	960	1102	1242	1377	1459	1590	1732	1875																																									
15	-2	-2	-4	-1	-14	-12	3	16	24	-21	-16	-1	15																																									
0.58	-0.08	-0.08	-0.15	-0.02	-0.57	-0.48	0.12	0.64	0.96	-0.81	-0.64	-0.05	0.59																																									
Measured Value (mV)	Error (dB)																																																					
Error (mV)	MAX MIN																																																					
LINEARITY ERROR (dB)	0.96 -0.81																																																					
<p>34.5 GHz</p> <table border="1" style="width: 100%; border-collapse: collapse;"> <tr> <td style="width: 20%;">INTERCEPT (mV)</td><td style="width: 10%;">1728</td> </tr> <tr> <td>SLOPE (mV/dB)</td><td>23.9</td> </tr> </table>	INTERCEPT (mV)	1728	SLOPE (mV/dB)	23.9	<table border="1" style="width: 100%; border-collapse: collapse;"> <tr> <td style="width: 10%;">234</td><td style="width: 10%;">342</td><td style="width: 10%;">468</td><td style="width: 10%;">592</td><td style="width: 10%;">700</td><td style="width: 10%;">789</td><td style="width: 10%;">908</td><td style="width: 10%;">1047</td><td style="width: 10%;">1188</td><td style="width: 10%;">1323</td><td style="width: 10%;">1414</td><td style="width: 10%;">1520</td><td style="width: 10%;">1656</td><td style="width: 10%;">1797</td> </tr> <tr> <td style="width: 10%;">13</td><td style="width: 10%;">2</td><td style="width: 10%;">8</td><td style="width: 10%;">12</td><td style="width: 10%;">1</td><td style="width: 10%;">-30</td><td style="width: 10%;">-31</td><td style="width: 10%;">-11</td><td style="width: 10%;">10</td><td style="width: 10%;">25</td><td style="width: 10%;">-3</td><td style="width: 10%;">-17</td><td style="width: 10%;">-1</td><td style="width: 10%;">21</td> </tr> <tr> <td style="width: 10%;">0.56</td><td style="width: 10%;">0.07</td><td style="width: 10%;">0.34</td><td style="width: 10%;">0.52</td><td style="width: 10%;">0.03</td><td style="width: 10%;">-1.25</td><td style="width: 10%;">-1.28</td><td style="width: 10%;">-0.47</td><td style="width: 10%;">0.42</td><td style="width: 10%;">1.06</td><td style="width: 10%;">-0.14</td><td style="width: 10%;">-0.71</td><td style="width: 10%;">-0.02</td><td style="width: 10%;">0.87</td> </tr> </table>	234	342	468	592	700	789	908	1047	1188	1323	1414	1520	1656	1797	13	2	8	12	1	-30	-31	-11	10	25	-3	-17	-1	21	0.56	0.07	0.34	0.52	0.03	-1.25	-1.28	-0.47	0.42	1.06	-0.14	-0.71	-0.02	0.87	<table border="1" style="width: 100%; border-collapse: collapse;"> <tr> <td style="width: 50%;">Measured Value (mV)</td><td style="width: 50%;">Error (dB)</td> </tr> <tr> <td>Error (mV)</td><td>MAX MIN</td> </tr> <tr> <td>LINEARITY ERROR (dB)</td><td>1.06 -1.28</td> </tr> </table>	Measured Value (mV)	Error (dB)	Error (mV)	MAX MIN	LINEARITY ERROR (dB)	1.06 -1.28
INTERCEPT (mV)	1728																																																					
SLOPE (mV/dB)	23.9																																																					
234	342	468	592	700	789	908	1047	1188	1323	1414	1520	1656	1797																																									
13	2	8	12	1	-30	-31	-11	10	25	-3	-17	-1	21																																									
0.56	0.07	0.34	0.52	0.03	-1.25	-1.28	-0.47	0.42	1.06	-0.14	-0.71	-0.02	0.87																																									
Measured Value (mV)	Error (dB)																																																					
Error (mV)	MAX MIN																																																					
LINEARITY ERROR (dB)	1.06 -1.28																																																					
<p>40 GHz</p> <table border="1" style="width: 100%; border-collapse: collapse;"> <tr> <td style="width: 20%;">INTERCEPT (mV)</td><td style="width: 10%;">1744</td> </tr> <tr> <td>SLOPE (mV/dB)</td><td>24.8</td> </tr> </table>	INTERCEPT (mV)	1744	SLOPE (mV/dB)	24.8	<table border="1" style="width: 100%; border-collapse: collapse;"> <tr> <td style="width: 10%;">213</td><td style="width: 10%;">310</td><td style="width: 10%;">432</td><td style="width: 10%;">546</td><td style="width: 10%;">649</td><td style="width: 10%;">776</td><td style="width: 10%;">900</td><td style="width: 10%;">1043</td><td style="width: 10%;">1181</td><td style="width: 10%;">1314</td><td style="width: 10%;">1417</td><td style="width: 10%;">1536</td><td style="width: 10%;">1673</td><td style="width: 10%;">1814</td> </tr> <tr> <td style="width: 10%;">34</td><td style="width: 10%;">7</td><td style="width: 10%;">5</td><td style="width: 10%;">-5</td><td style="width: 10%;">-26</td><td style="width: 10%;">-24</td><td style="width: 10%;">-24</td><td style="width: 10%;">-5</td><td style="width: 10%;">9</td><td style="width: 10%;">17</td><td style="width: 10%;">-4</td><td style="width: 10%;">-9</td><td style="width: 10%;">4</td><td style="width: 10%;">21</td> </tr> <tr> <td style="width: 10%;">1.39</td><td style="width: 10%;">0.29</td><td style="width: 10%;">0.20</td><td style="width: 10%;">-0.21</td><td style="width: 10%;">-1.06</td><td style="width: 10%;">-0.95</td><td style="width: 10%;">-0.96</td><td style="width: 10%;">-0.21</td><td style="width: 10%;">0.35</td><td style="width: 10%;">0.70</td><td style="width: 10%;">-0.15</td><td style="width: 10%;">-0.36</td><td style="width: 10%;">0.15</td><td style="width: 10%;">0.83</td> </tr> </table>	213	310	432	546	649	776	900	1043	1181	1314	1417	1536	1673	1814	34	7	5	-5	-26	-24	-24	-5	9	17	-4	-9	4	21	1.39	0.29	0.20	-0.21	-1.06	-0.95	-0.96	-0.21	0.35	0.70	-0.15	-0.36	0.15	0.83	<table border="1" style="width: 100%; border-collapse: collapse;"> <tr> <td style="width: 50%;">Measured Value (mV)</td><td style="width: 50%;">Error (dB)</td> </tr> <tr> <td>Error (mV)</td><td>MAX MIN</td> </tr> <tr> <td>LINEARITY ERROR (dB)</td><td>1.39 -1.06</td> </tr> </table>	Measured Value (mV)	Error (dB)	Error (mV)	MAX MIN	LINEARITY ERROR (dB)	1.39 -1.06
INTERCEPT (mV)	1744																																																					
SLOPE (mV/dB)	24.8																																																					
213	310	432	546	649	776	900	1043	1181	1314	1417	1536	1673	1814																																									
34	7	5	-5	-26	-24	-24	-5	9	17	-4	-9	4	21																																									
1.39	0.29	0.20	-0.21	-1.06	-0.95	-0.96	-0.21	0.35	0.70	-0.15	-0.36	0.15	0.83																																									
Measured Value (mV)	Error (dB)																																																					
Error (mV)	MAX MIN																																																					
LINEARITY ERROR (dB)	1.39 -1.06																																																					
<table border="1" style="width: 100%; border-collapse: collapse;"> <tr> <td style="width: 50%;">Flatness +/- dB</td><td style="width: 50%;">1.20 1.40 1.20 1.00 1.40 1.10 1.20 1.20 1.40 1.40 1.80 1.80 1.70</td> </tr> <tr> <td>Max. Video Output (V)</td><td>0.27 0.38 0.49 0.60 0.72 0.83 0.96 1.10 1.24 1.39 1.48 1.61 1.75 1.88</td> </tr> <tr> <td>Min. Video Output (V)</td><td>0.21 0.31 0.43 0.55 0.65 0.78 0.90 1.04 1.18 1.31 1.41 1.52 1.66 1.80</td> </tr> </table>		Flatness +/- dB	1.20 1.40 1.20 1.00 1.40 1.10 1.20 1.20 1.40 1.40 1.80 1.80 1.70	Max. Video Output (V)	0.27 0.38 0.49 0.60 0.72 0.83 0.96 1.10 1.24 1.39 1.48 1.61 1.75 1.88	Min. Video Output (V)	0.21 0.31 0.43 0.55 0.65 0.78 0.90 1.04 1.18 1.31 1.41 1.52 1.66 1.80	<table border="1" style="width: 100%; border-collapse: collapse;"> <tr> <td style="width: 50%;">Nominal Log Slope mV/dB</td><td style="width: 50%;">25.06</td> </tr> <tr> <td>Log Slope Variation: ± mV/dB</td><td>1.06</td> </tr> </table>		Nominal Log Slope mV/dB	25.06	Log Slope Variation: ± mV/dB	1.06																																									
Flatness +/- dB	1.20 1.40 1.20 1.00 1.40 1.10 1.20 1.20 1.40 1.40 1.80 1.80 1.70																																																					
Max. Video Output (V)	0.27 0.38 0.49 0.60 0.72 0.83 0.96 1.10 1.24 1.39 1.48 1.61 1.75 1.88																																																					
Min. Video Output (V)	0.21 0.31 0.43 0.55 0.65 0.78 0.90 1.04 1.18 1.31 1.41 1.52 1.66 1.80																																																					
Nominal Log Slope mV/dB	25.06																																																					
Log Slope Variation: ± mV/dB	1.06																																																					
		<p>Video Output @ -63dBm</p> <p>Min(V)= 207.0 Max(V)= 265.0</p>	<p>Video Output @ +2dBm</p> <p>Min(V)= 1797.0 Max(V)= 1882.0</p>																																																			

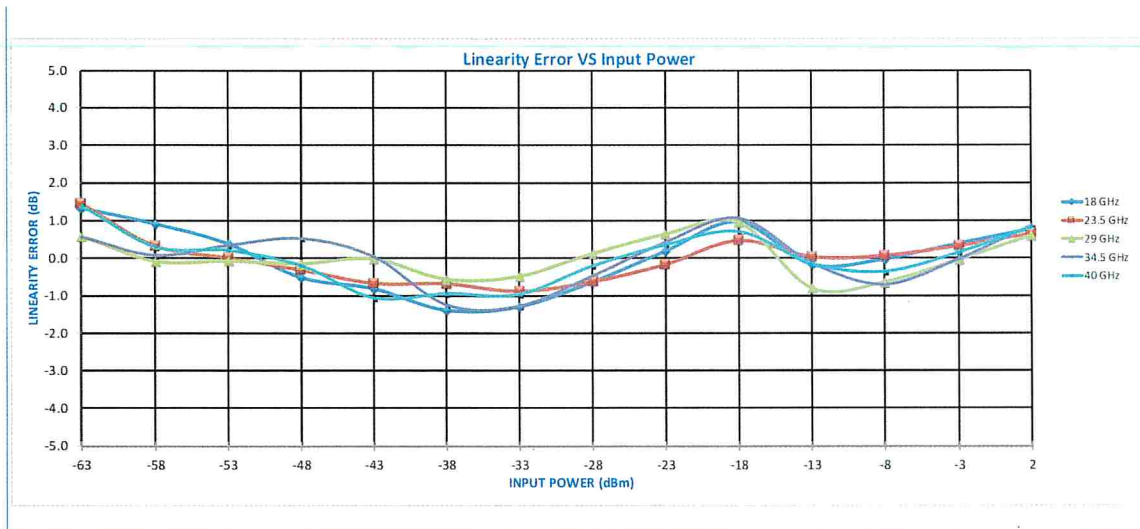


**SUMMARY TEST DATA
ON
SDLVA-18G40G-65-CD-292FF**

PL45158/2413

Graph #1 (cont.)

Log Transfer vs Frequency @+25C



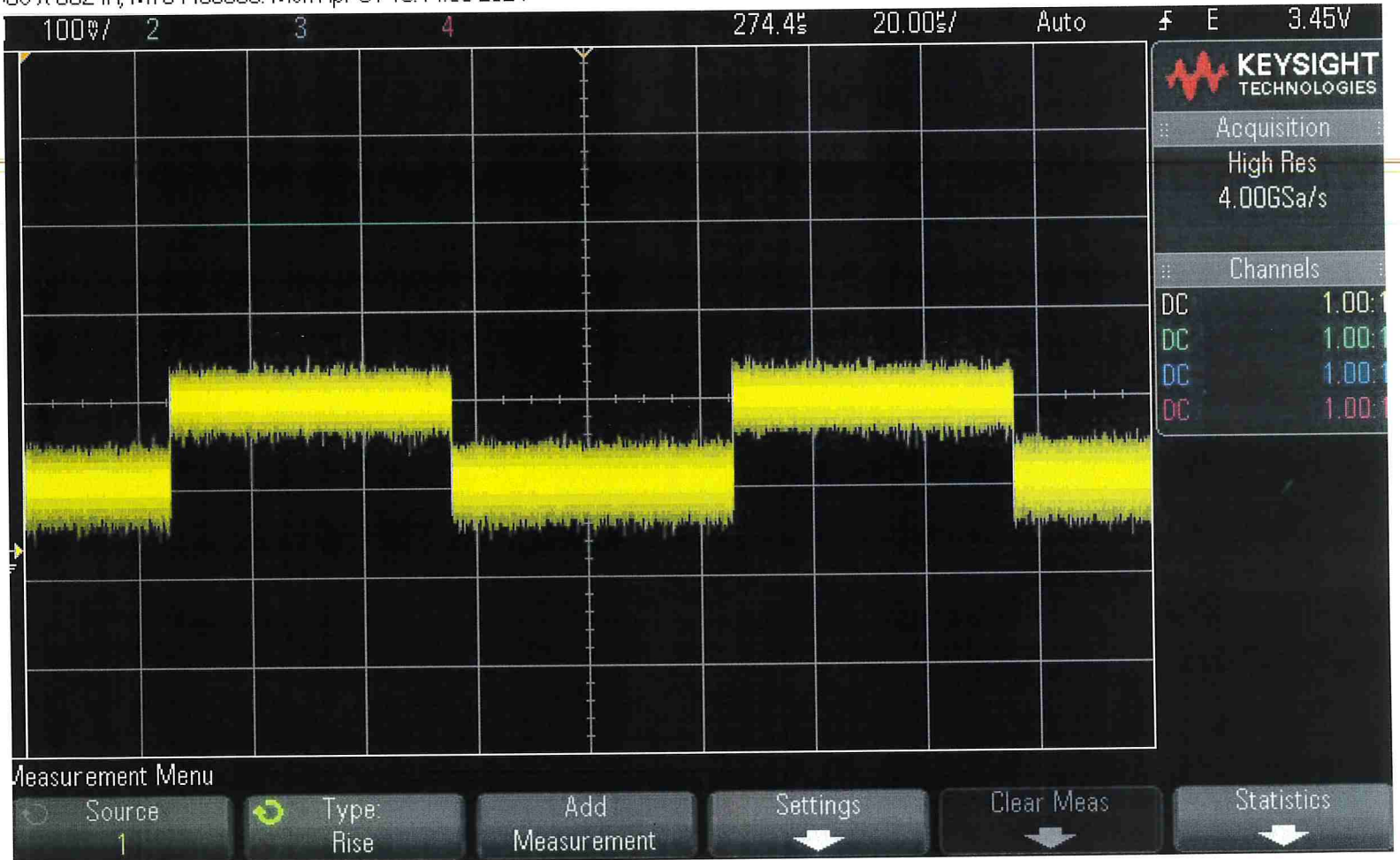


**SUMMARY TEST DATA
ON
SDLVA-18G40G-65-CD-292FF**

PL45158/2413

**Graph #2
TSS-70.0 dBm @+25C**

ISO-X 3024A, MY54490369: Mon Apr 01 13:14:33 2024



4921 Robert J. Mathews Pkwy Suite 1 Ph: (916)542-1401 Fax: (916)265-2597
Email: sales@pmi-rf.com



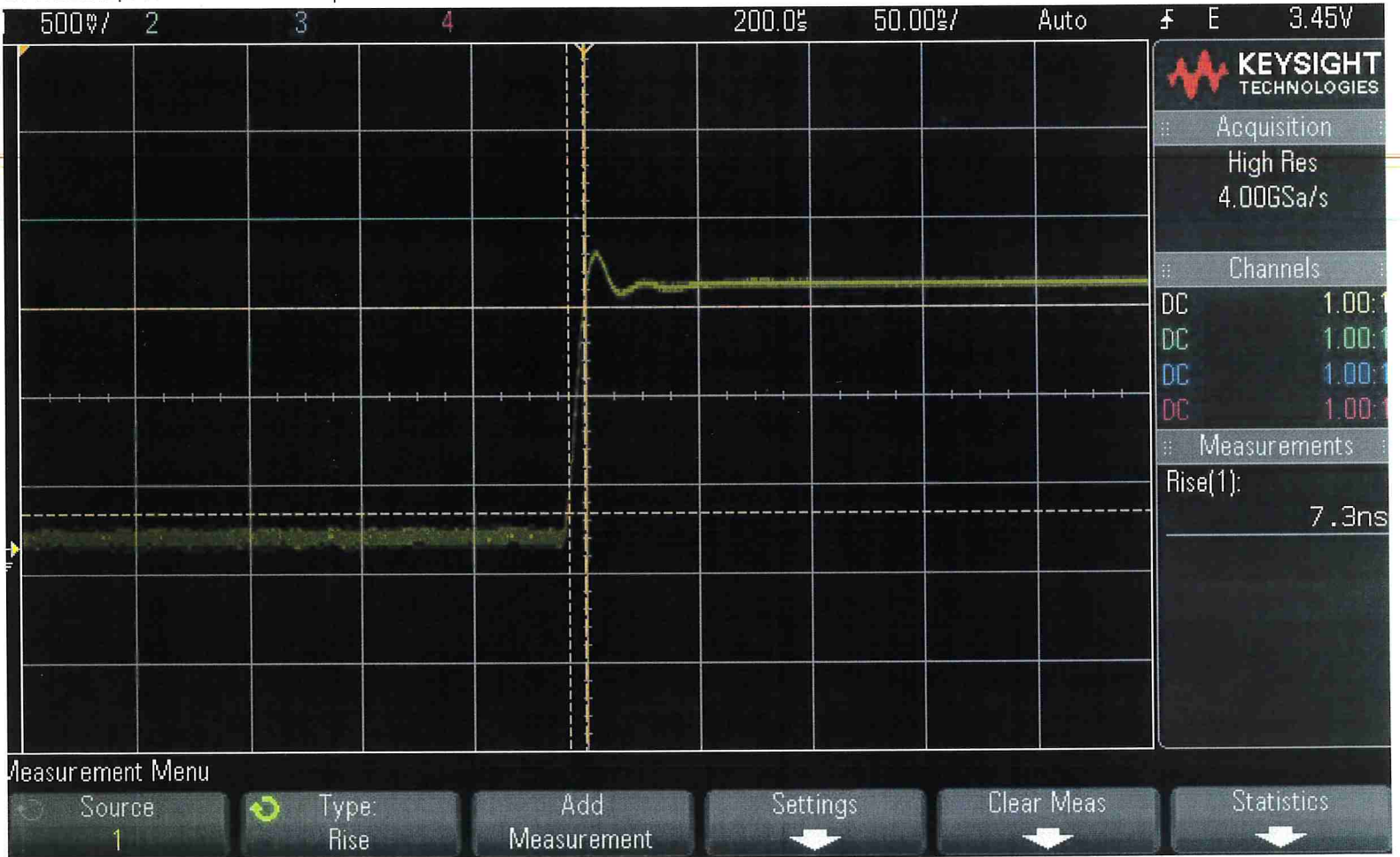
**SUMMARY TEST DATA
ON
SDLVA-18G40G-65-CD-292FF**

PL45158/2413

Graph#3

Rise Time 6.5 ns

ISO-X 3024A, MY54490369: Mon Apr 01 13:13:12 2024



4921 Robert J. Mathews Pkwy Suite 1 Ph: (916)542-1401 Fax: (916)265-2597
Email: sales@pmi-rf.com



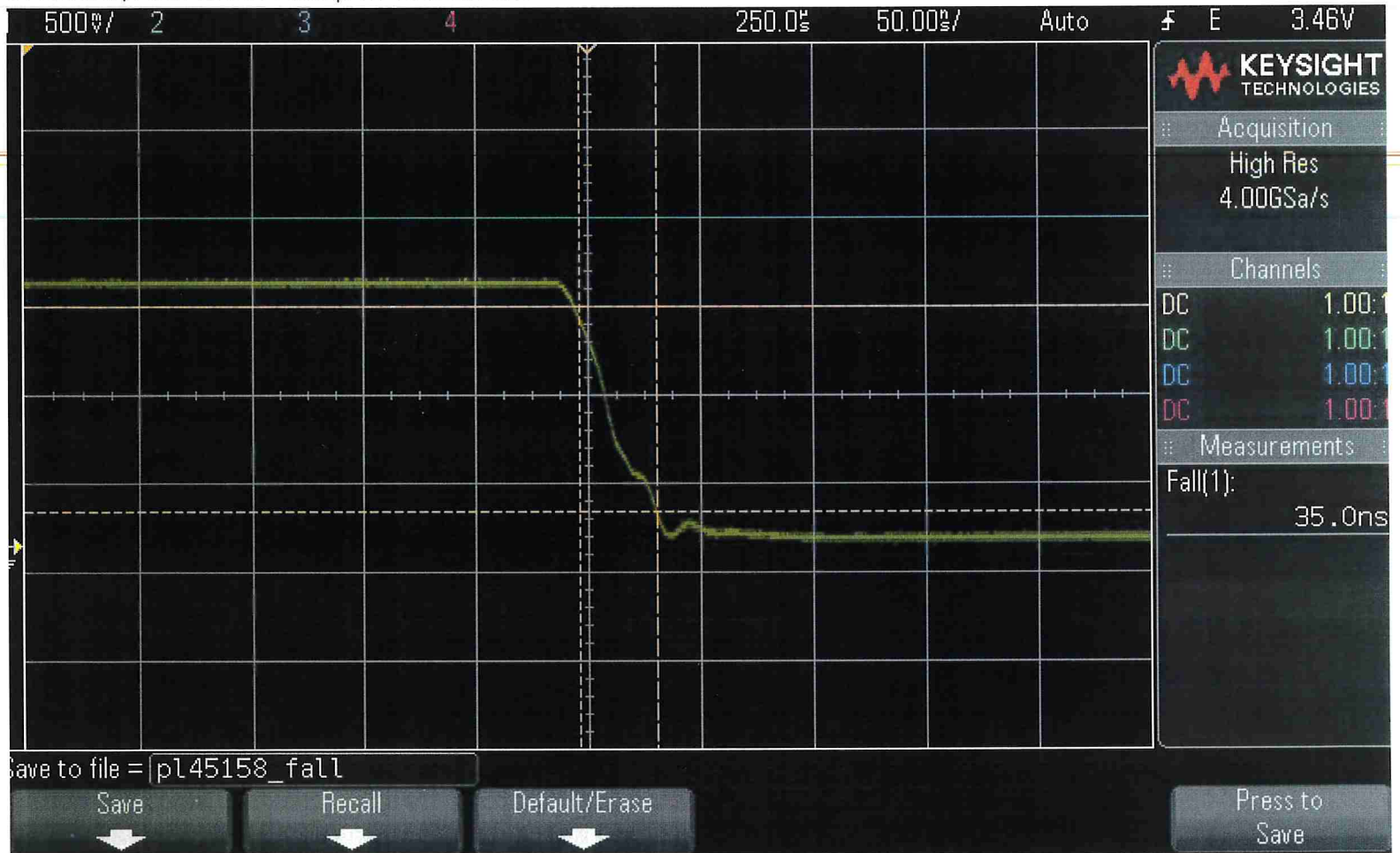
**SUMMARY TEST DATA
ON
SDLVA-18G40G-65-CD-292FF**

PL45158/2413

Graph#4

Recovery Time 35.0 ns

ISO-X 3024A, MY54490369: Mon Apr 01 13:12:08 2024



4921 Robert J. Mathews Pkwy Suite 1 Ph: (916)542-1401 Fax: (916)265-2597
Email: sales@pmi-rf.com



**SUMMARY TEST DATA
ON
SDLVA-18G40G-65-CD-292FF**

PL45158/2413

Graph #5

VSWR2.4:1 @+25C & 20dBm

