



**SUMMARY TEST DATA
ON
SDLVA-18G40G-65-CD-292FF**

PL45189/2413

Customer: _____ Tested By: DA
SO No: _____ Temperature: +25°C
Model No: SDLVA-18G40G-65-CD-292FF Date: 03/28/24
Serial No: PL45189/2413 Drawing No: ETD000046 REV: A2

TEST. ITEM NO	PARAMETERS	SPECIFIED VALUE	TEST RESULTS	QA QC
1	Frequency Range:	18.0 to 40.0GHz	Pass	PMI
2	TSS (See Graph #2)	-65 dBm Max.	-68 dBm	
3	Power Handling	+10dBm Max.	Pass	
4	Dynamic Range:	-63dBm to +2dBm	Pass	
5	Log Linearity: @+25C (See Graph #1)	± 2.0 dB Max.	+1.71 dB -1.51 dB	
6	Log Slope: (See Graph #1)	25 mV/dB Nom.	24.30 mV/dB	
7	Log Slope Variation: (See Graph #1)	±2.0 mV/dB Max.	0.99mV/dB	
8	Frequency Flatness: @+25C (See Graph #1)	±2.5dB Max.	±2.3dB	
9	Pulse Width Range:	30ns to CW	Pass	
10	Rise Time: (See Graph #3)	11ns Max. (8 ns Typ.)	6.8 ns	
11	Recovery Time: (See Graph #4)	60ns Max. (40 ns Typ.)	32.5 ns	
12	Delay Time:	60ns Max.	<60ns by design	
13	Input VSWR: (See Graph #5)	2.5:1 Max.	2.4:1	
14	Power Supply	+12V @ 500mA Max. -12V @ 200mA Max.	+12V @ 364mA -12V @ 161mA	

QA/QC Approval: H. [Signature] Date: 4-2-28




**SUMMARY TEST DATA
ON
SDLVA-18G40G-65-CD-292FF**

PL45189/2413

Graph #1

Log Transfer vs Frequency @+25C

MODEL: SDLVA-18G40G-65-CD-292FF SERIAL NO: PL45189 DATE: 03-28-2024 TESTED BY: DA Test Temp: +25°C													 PLANAR MONOLITHICS INDUSTRIES 4921 Robert J. Mathews Parkway Suit 1 El Dorado Hills, CA 95762 TEL: 916-542-1401 FAX: 916-265-2597 EMAIL: SALES@PMI-RF.COM																																																																										
<table border="1"> <tr> <td>Frequency</td> <td></td> <td>-63</td><td>-58</td><td>-53</td><td>-48</td><td>-43</td><td>-38</td><td>-33</td><td>-28</td><td>-23</td><td>-18</td><td>-13</td><td>-8</td><td>-3</td><td>2</td> <td>RF Input Power (dBm)</td> <td></td> </tr> <tr> <td>18 GHz</td> <td>INTERCEPT (mV)</td> <td>1710</td> <td>172</td><td>283</td><td>403</td><td>518</td><td>637</td><td>790</td><td>920</td><td>1050</td><td>1166</td><td>1274</td><td>1379</td><td>1501</td><td>1631</td><td>1755</td> <td>Measured Value (mV)</td> <td>Error (dB)</td> </tr> <tr> <td></td> <td>SLOPE (mV/dB)</td> <td>24.5</td> <td>6</td><td>-6</td><td>-8</td><td>-16</td><td>-19</td><td>11</td><td>18</td><td>26</td><td>19</td><td>5</td><td>-13</td><td>-13</td><td>-6</td><td>-4</td> <td>Error (mV)</td> <td>MAX MIN</td> </tr> <tr> <td></td> <td></td> <td></td> <td>0.24</td><td>-0.24</td><td>-0.34</td><td>-0.65</td><td>-0.79</td><td>0.45</td><td>0.75</td><td>1.06</td><td>0.79</td><td>0.20</td><td>-0.52</td><td>-0.54</td><td>-0.24</td><td>-0.18</td> <td>LINEARITY ERROR (dB)</td> <td>1.06 -0.79</td> </tr> </table>													Frequency		-63	-58	-53	-48	-43	-38	-33	-28	-23	-18	-13	-8	-3	2	RF Input Power (dBm)		18 GHz	INTERCEPT (mV)	1710	172	283	403	518	637	790	920	1050	1166	1274	1379	1501	1631	1755	Measured Value (mV)	Error (dB)		SLOPE (mV/dB)	24.5	6	-6	-8	-16	-19	11	18	26	19	5	-13	-13	-6	-4	Error (mV)	MAX MIN				0.24	-0.24	-0.34	-0.65	-0.79	0.45	0.75	1.06	0.79	0.20	-0.52	-0.54	-0.24	-0.18	LINEARITY ERROR (dB)	1.06 -0.79
Frequency		-63	-58	-53	-48	-43	-38	-33	-28	-23	-18	-13	-8	-3	2	RF Input Power (dBm)																																																																							
18 GHz	INTERCEPT (mV)	1710	172	283	403	518	637	790	920	1050	1166	1274	1379	1501	1631	1755	Measured Value (mV)	Error (dB)																																																																					
	SLOPE (mV/dB)	24.5	6	-6	-8	-16	-19	11	18	26	19	5	-13	-13	-6	-4	Error (mV)	MAX MIN																																																																					
			0.24	-0.24	-0.34	-0.65	-0.79	0.45	0.75	1.06	0.79	0.20	-0.52	-0.54	-0.24	-0.18	LINEARITY ERROR (dB)	1.06 -0.79																																																																					
<table border="1"> <tr> <td>23.5 GHz</td> <td>INTERCEPT (mV)</td> <td>1697</td> <td>194</td><td>307</td><td>428</td><td>543</td><td>660</td><td>771</td><td>895</td><td>1023</td><td>1144</td><td>1257</td><td>1376</td><td>1503</td><td>1633</td><td>1759</td> <td>Measured Value (mV)</td> <td>Error (dB)</td> </tr> <tr> <td></td> <td>SLOPE (mV/dB)</td> <td>24</td> <td>11</td><td>4</td><td>5</td><td>0</td><td>-3</td><td>-13</td><td>-9</td><td>-1</td><td>0</td><td>-7</td><td>-8</td><td>-1</td><td>8</td><td>14</td> <td>Error (mV)</td> <td>MAX MIN</td> </tr> <tr> <td></td> <td></td> <td></td> <td>0.47</td><td>0.17</td><td>0.20</td><td>-0.01</td><td>-0.14</td><td>-0.52</td><td>-0.36</td><td>-0.04</td><td>0.00</td><td>-0.30</td><td>-0.35</td><td>-0.06</td><td>0.35</td><td>0.59</td> <td>LINEARITY ERROR (dB)</td> <td>0.59 -0.52</td> </tr> </table>													23.5 GHz	INTERCEPT (mV)	1697	194	307	428	543	660	771	895	1023	1144	1257	1376	1503	1633	1759	Measured Value (mV)	Error (dB)		SLOPE (mV/dB)	24	11	4	5	0	-3	-13	-9	-1	0	-7	-8	-1	8	14	Error (mV)	MAX MIN				0.47	0.17	0.20	-0.01	-0.14	-0.52	-0.36	-0.04	0.00	-0.30	-0.35	-0.06	0.35	0.59	LINEARITY ERROR (dB)	0.59 -0.52																		
23.5 GHz	INTERCEPT (mV)	1697	194	307	428	543	660	771	895	1023	1144	1257	1376	1503	1633	1759	Measured Value (mV)	Error (dB)																																																																					
	SLOPE (mV/dB)	24	11	4	5	0	-3	-13	-9	-1	0	-7	-8	-1	8	14	Error (mV)	MAX MIN																																																																					
			0.47	0.17	0.20	-0.01	-0.14	-0.52	-0.36	-0.04	0.00	-0.30	-0.35	-0.06	0.35	0.59	LINEARITY ERROR (dB)	0.59 -0.52																																																																					
<table border="1"> <tr> <td>29 GHz</td> <td>INTERCEPT (mV)</td> <td>1708</td> <td>184</td><td>297</td><td>417</td><td>527</td><td>642</td><td>790</td><td>919</td><td>1051</td><td>1171</td><td>1278</td><td>1378</td><td>1490</td><td>1631</td><td>1758</td> <td>Measured Value (mV)</td> <td>Error (dB)</td> </tr> <tr> <td></td> <td>SLOPE (mV/dB)</td> <td>24.3</td> <td>7</td><td>-2</td><td>-4</td><td>-15</td><td>-22</td><td>5</td><td>12</td><td>23</td><td>21</td><td>7</td><td>-15</td><td>-15</td><td>5</td><td>1</td> <td>Error (mV)</td> <td>MAX MIN</td> </tr> <tr> <td></td> <td></td> <td></td> <td>0.27</td><td>-0.08</td><td>-0.14</td><td>-0.62</td><td>-0.89</td><td>0.20</td><td>0.51</td><td>0.94</td><td>0.88</td><td>0.29</td><td>-0.60</td><td>-0.62</td><td>-0.19</td><td>0.04</td> <td>LINEARITY ERROR (dB)</td> <td>0.94 -0.89</td> </tr> </table>													29 GHz	INTERCEPT (mV)	1708	184	297	417	527	642	790	919	1051	1171	1278	1378	1490	1631	1758	Measured Value (mV)	Error (dB)		SLOPE (mV/dB)	24.3	7	-2	-4	-15	-22	5	12	23	21	7	-15	-15	5	1	Error (mV)	MAX MIN				0.27	-0.08	-0.14	-0.62	-0.89	0.20	0.51	0.94	0.88	0.29	-0.60	-0.62	-0.19	0.04	LINEARITY ERROR (dB)	0.94 -0.89																		
29 GHz	INTERCEPT (mV)	1708	184	297	417	527	642	790	919	1051	1171	1278	1378	1490	1631	1758	Measured Value (mV)	Error (dB)																																																																					
	SLOPE (mV/dB)	24.3	7	-2	-4	-15	-22	5	12	23	21	7	-15	-15	5	1	Error (mV)	MAX MIN																																																																					
			0.27	-0.08	-0.14	-0.62	-0.89	0.20	0.51	0.94	0.88	0.29	-0.60	-0.62	-0.19	0.04	LINEARITY ERROR (dB)	0.94 -0.89																																																																					
<table border="1"> <tr> <td>34.5 GHz</td> <td>INTERCEPT (mV)</td> <td>1638</td> <td>179</td><td>287</td><td>409</td><td>522</td><td>618</td><td>728</td><td>854</td><td>988</td><td>1117</td><td>1233</td><td>1339</td><td>1435</td><td>1565</td><td>1694</td> <td>Measured Value (mV)</td> <td>Error (dB)</td> </tr> <tr> <td></td> <td>SLOPE (mV/dB)</td> <td>23.3</td> <td>11</td><td>2</td><td>8</td><td>4</td><td>-17</td><td>-23</td><td>-14</td><td>3</td><td>16</td><td>15</td><td>4</td><td>-16</td><td>-3</td><td>9</td> <td>Error (mV)</td> <td>MAX MIN</td> </tr> <tr> <td></td> <td></td> <td></td> <td>0.47</td><td>0.10</td><td>0.33</td><td>0.17</td><td>-0.71</td><td>-1.00</td><td>-0.60</td><td>0.14</td><td>0.67</td><td>0.65</td><td>0.19</td><td>-0.70</td><td>-0.13</td><td>0.40</td> <td>LINEARITY ERROR (dB)</td> <td>0.67 -1.00</td> </tr> </table>													34.5 GHz	INTERCEPT (mV)	1638	179	287	409	522	618	728	854	988	1117	1233	1339	1435	1565	1694	Measured Value (mV)	Error (dB)		SLOPE (mV/dB)	23.3	11	2	8	4	-17	-23	-14	3	16	15	4	-16	-3	9	Error (mV)	MAX MIN				0.47	0.10	0.33	0.17	-0.71	-1.00	-0.60	0.14	0.67	0.65	0.19	-0.70	-0.13	0.40	LINEARITY ERROR (dB)	0.67 -1.00																		
34.5 GHz	INTERCEPT (mV)	1638	179	287	409	522	618	728	854	988	1117	1233	1339	1435	1565	1694	Measured Value (mV)	Error (dB)																																																																					
	SLOPE (mV/dB)	23.3	11	2	8	4	-17	-23	-14	3	16	15	4	-16	-3	9	Error (mV)	MAX MIN																																																																					
			0.47	0.10	0.33	0.17	-0.71	-1.00	-0.60	0.14	0.67	0.65	0.19	-0.70	-0.13	0.40	LINEARITY ERROR (dB)	0.67 -1.00																																																																					
<table border="1"> <tr> <td>40 GHz</td> <td>INTERCEPT (mV)</td> <td>1677</td> <td>125</td><td>221</td><td>337</td><td>448</td><td>550</td><td>682</td><td>830</td><td>975</td><td>1102</td><td>1219</td><td>1347</td><td>1479</td><td>1611</td><td>1740</td> <td>Measured Value (mV)</td> <td>Error (dB)</td> </tr> <tr> <td></td> <td>SLOPE (mV/dB)</td> <td>25.3</td> <td>43</td><td>13</td><td>2</td><td>-14</td><td>-38</td><td>-33</td><td>-11</td><td>7</td><td>7</td><td>-2</td><td>-1</td><td>5</td><td>10</td><td>12</td> <td>Error (mV)</td> <td>MAX MIN</td> </tr> <tr> <td></td> <td></td> <td></td> <td>1.71</td><td>0.50</td><td>0.08</td><td>-0.54</td><td>-1.51</td><td>-1.30</td><td>-0.45</td><td>0.28</td><td>0.29</td><td>-0.09</td><td>-0.03</td><td>0.18</td><td>0.39</td><td>0.49</td> <td>LINEARITY ERROR (dB)</td> <td>1.71 -1.51</td> </tr> </table>													40 GHz	INTERCEPT (mV)	1677	125	221	337	448	550	682	830	975	1102	1219	1347	1479	1611	1740	Measured Value (mV)	Error (dB)		SLOPE (mV/dB)	25.3	43	13	2	-14	-38	-33	-11	7	7	-2	-1	5	10	12	Error (mV)	MAX MIN				1.71	0.50	0.08	-0.54	-1.51	-1.30	-0.45	0.28	0.29	-0.09	-0.03	0.18	0.39	0.49	LINEARITY ERROR (dB)	1.71 -1.51																		
40 GHz	INTERCEPT (mV)	1677	125	221	337	448	550	682	830	975	1102	1219	1347	1479	1611	1740	Measured Value (mV)	Error (dB)																																																																					
	SLOPE (mV/dB)	25.3	43	13	2	-14	-38	-33	-11	7	7	-2	-1	5	10	12	Error (mV)	MAX MIN																																																																					
			1.71	0.50	0.08	-0.54	-1.51	-1.30	-0.45	0.28	0.29	-0.09	-0.03	0.18	0.39	0.49	LINEARITY ERROR (dB)	1.71 -1.51																																																																					
<table border="1"> <tr> <td>Flatness +/- dB</td> <td>1.40</td><td>1.60</td><td>1.90</td><td>2.00</td><td>2.30</td><td>2.20</td><td>1.90</td><td>1.60</td><td>1.40</td><td>1.20</td><td>0.80</td><td>1.40</td><td>1.40</td><td>1.30</td> </tr> <tr> <td>Max. Video Output (V)</td> <td>0.19</td><td>0.31</td><td>0.43</td><td>0.54</td><td>0.66</td><td>0.79</td><td>0.92</td><td>1.05</td><td>1.17</td><td>1.28</td><td>1.38</td><td>1.50</td><td>1.63</td><td>1.76</td> </tr> <tr> <td>Min. Video Output (V)</td> <td>0.13</td><td>0.22</td><td>0.34</td><td>0.45</td><td>0.55</td><td>0.68</td><td>0.83</td><td>0.98</td><td>1.10</td><td>1.22</td><td>1.34</td><td>1.44</td><td>1.57</td><td>1.69</td> </tr> </table>													Flatness +/- dB	1.40	1.60	1.90	2.00	2.30	2.20	1.90	1.60	1.40	1.20	0.80	1.40	1.40	1.30	Max. Video Output (V)	0.19	0.31	0.43	0.54	0.66	0.79	0.92	1.05	1.17	1.28	1.38	1.50	1.63	1.76	Min. Video Output (V)	0.13	0.22	0.34	0.45	0.55	0.68	0.83	0.98	1.10	1.22	1.34	1.44	1.57	1.69																														
Flatness +/- dB	1.40	1.60	1.90	2.00	2.30	2.20	1.90	1.60	1.40	1.20	0.80	1.40	1.40	1.30																																																																									
Max. Video Output (V)	0.19	0.31	0.43	0.54	0.66	0.79	0.92	1.05	1.17	1.28	1.38	1.50	1.63	1.76																																																																									
Min. Video Output (V)	0.13	0.22	0.34	0.45	0.55	0.68	0.83	0.98	1.10	1.22	1.34	1.44	1.57	1.69																																																																									
<table border="1"> <tr> <td>Nominal Log Slope mV/dB</td> <td>24.30</td> </tr> <tr> <td>Log Slope Variation: ± mV/dB</td> <td>0.99</td> </tr> </table>			Nominal Log Slope mV/dB	24.30	Log Slope Variation: ± mV/dB	0.99	<table border="1"> <tr> <td>Video Output @ -63dBm</td> <td></td> </tr> <tr> <td>Min(V)=</td> <td>125.0</td> </tr> <tr> <td>Max(V)=</td> <td>194.0</td> </tr> </table>				Video Output @ -63dBm		Min(V)=	125.0	Max(V)=	194.0	<table border="1"> <tr> <td>Video Output @ +2dBm</td> <td></td> </tr> <tr> <td>Min(V)=</td> <td>1694.0</td> </tr> <tr> <td>Max(V)=</td> <td>1759.0</td> </tr> </table>				Video Output @ +2dBm		Min(V)=	1694.0	Max(V)=	1759.0																																																													
Nominal Log Slope mV/dB	24.30																																																																																						
Log Slope Variation: ± mV/dB	0.99																																																																																						
Video Output @ -63dBm																																																																																							
Min(V)=	125.0																																																																																						
Max(V)=	194.0																																																																																						
Video Output @ +2dBm																																																																																							
Min(V)=	1694.0																																																																																						
Max(V)=	1759.0																																																																																						

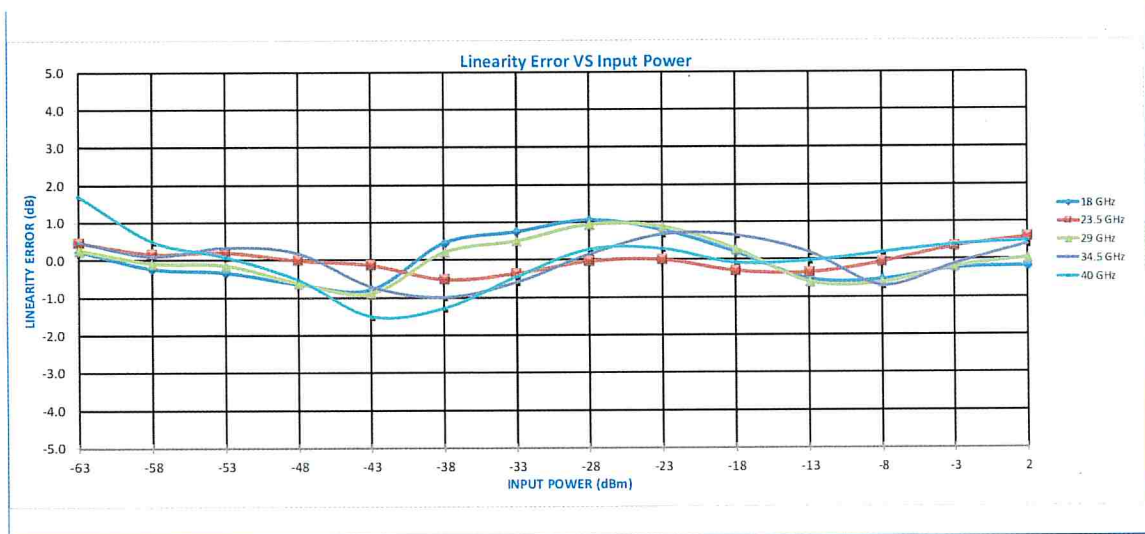


**SUMMARY TEST DATA
ON
SDLVA-18G40G-65-CD-292FF**

PL45189/2413

Graph #1 (cont.)

Log Transfer vs Frequency @+25C





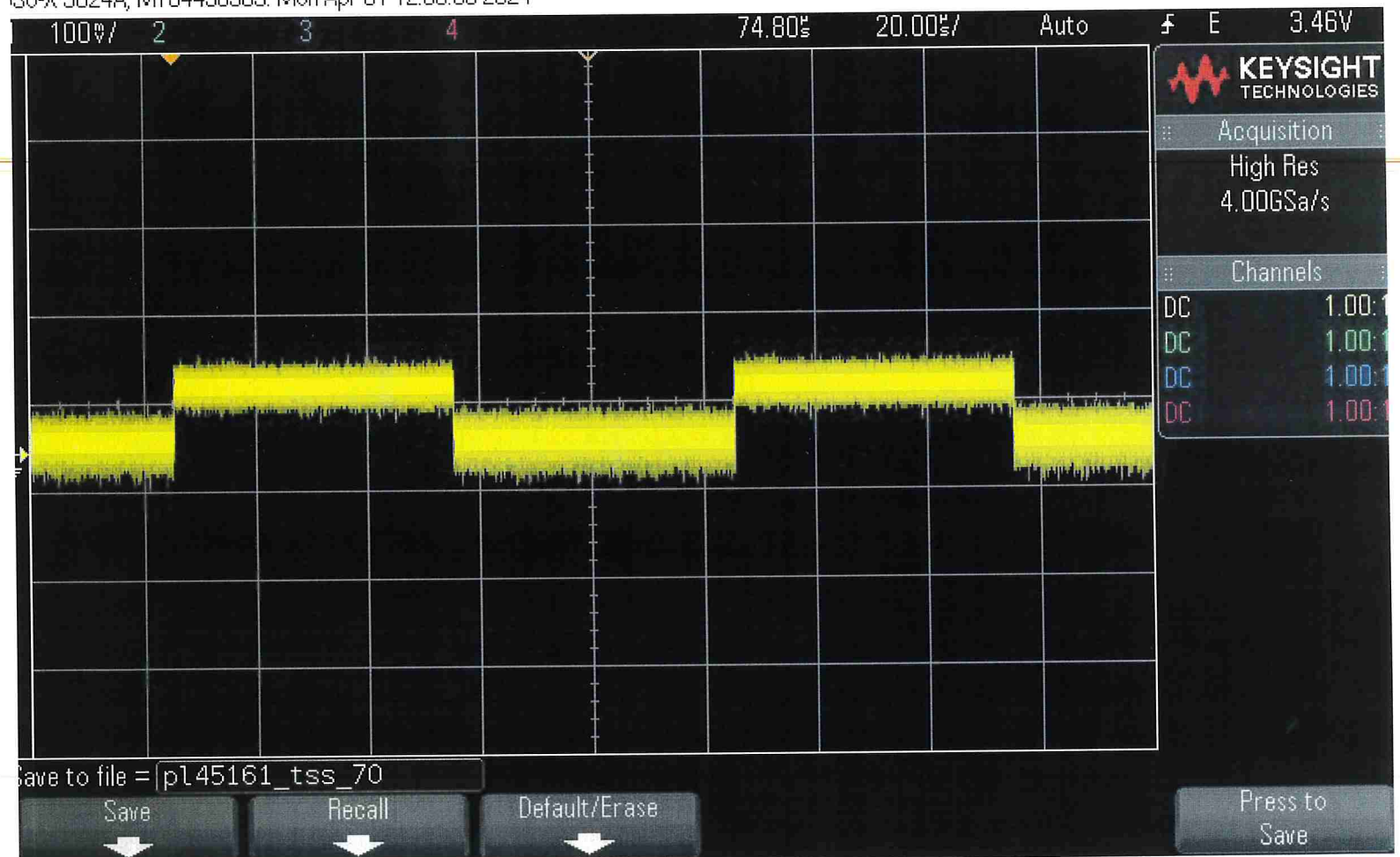
**SUMMARY TEST DATA
ON
SDLVA-18G40G-65-CD-292FF**

PL45189/2413

Graph #2

TSS-68.0 dBm @+25C

ISO-X 3024A, MY54490369: Mon Apr 01 12:55:00 2024



4921 Robert J. Mathews Pkwy Suite 1 Ph: (916)542-1401 Fax: (916)265-2597
Email: sales@pmi-rf.com



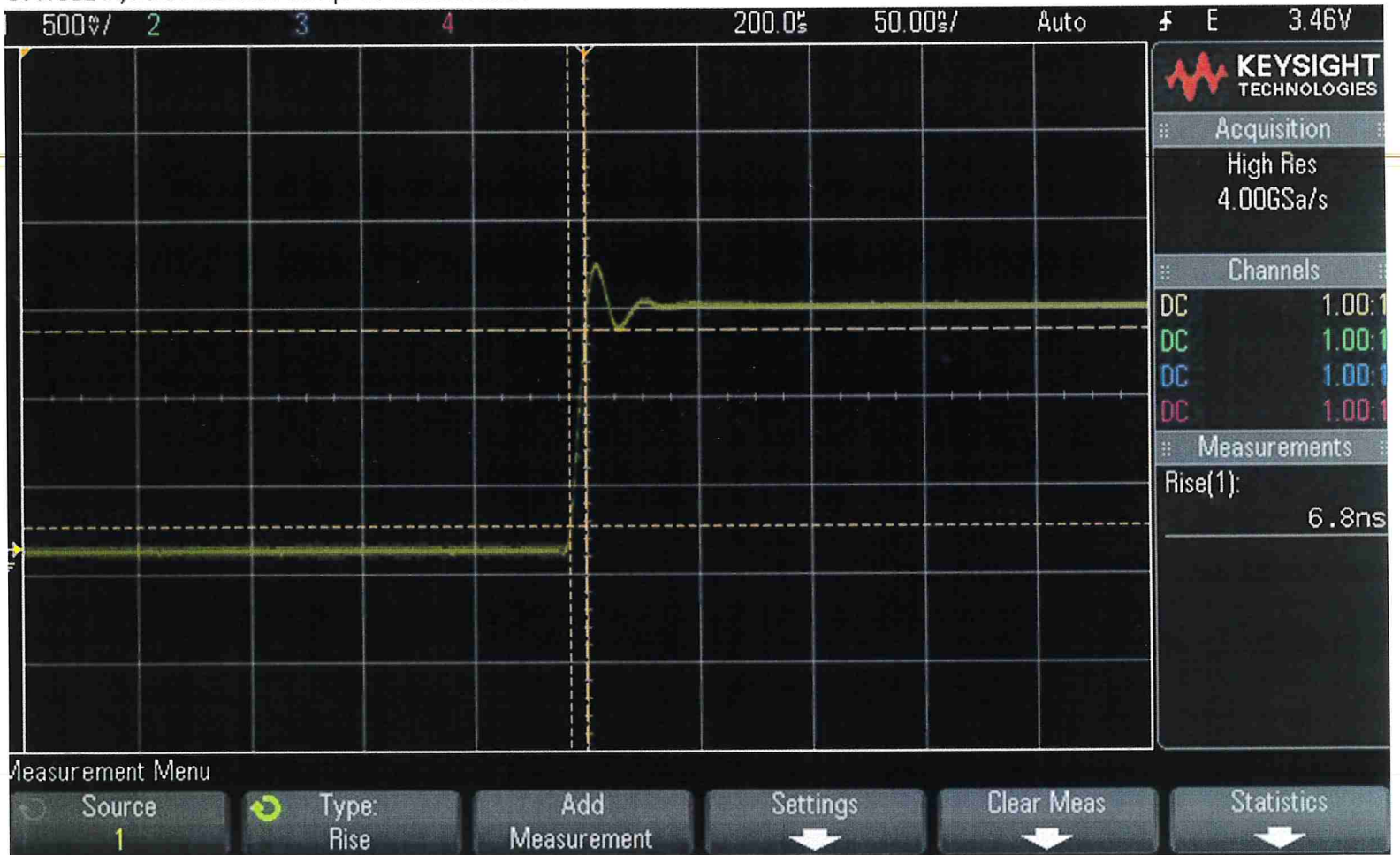
**SUMMARY TEST DATA
ON
SDLVA-18G40G-65-CD-292FF**

PL45189/2413

Graph#3

Rise Time 6.8 ns

ISO-X 3024A, MY54490369: Mon Apr 01 13:08:10 2024



4921 Robert J. Mathews Pkwy Suite 1 Ph: (916)542-1401 Fax: (916)265-2597
Email: sales@pmi-rf.com



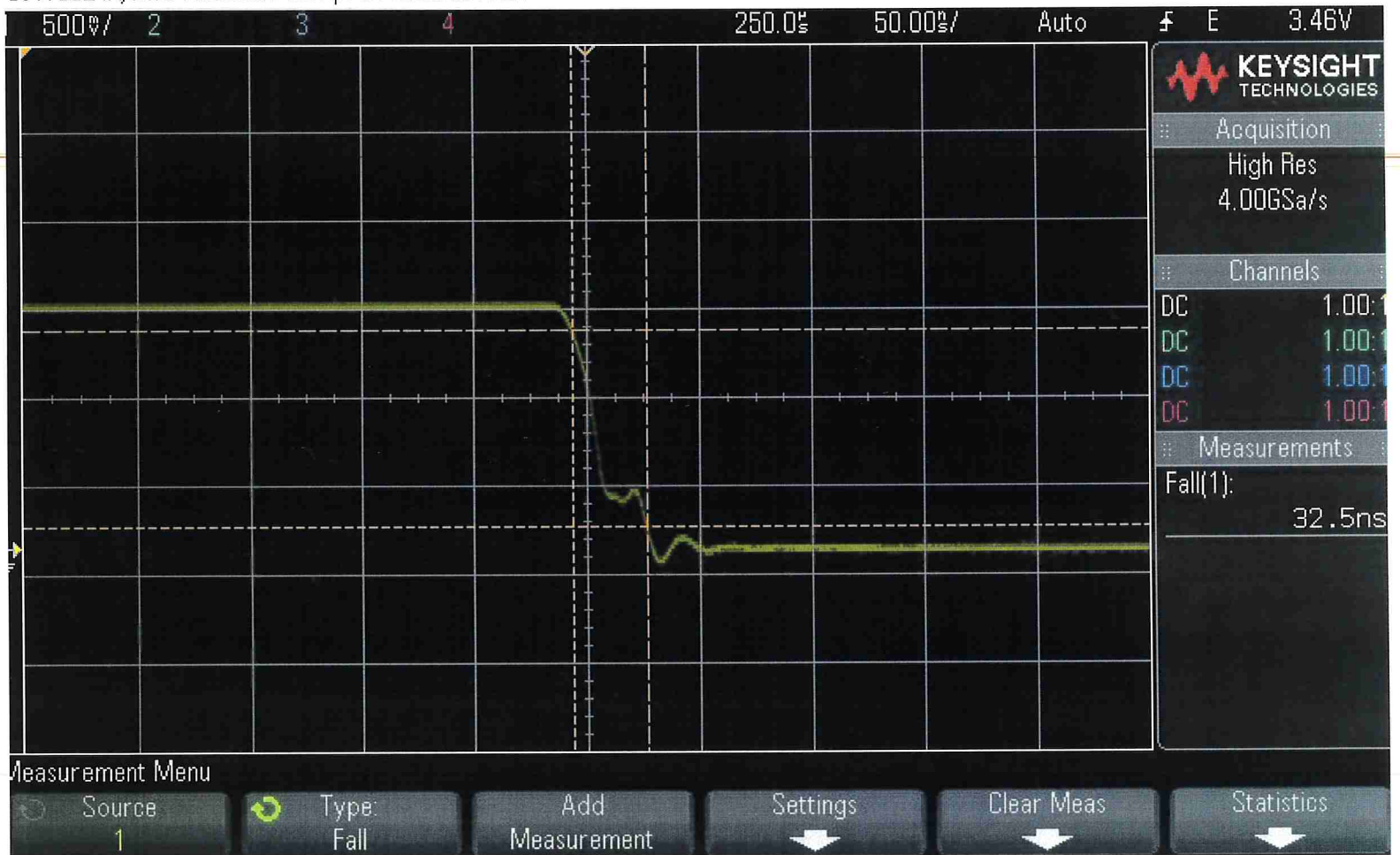
**SUMMARY TEST DATA
ON
SDLVA-18G40G-65-CD-292FF**

PL45189/2413

Graph#4

Recovery Time 32.5 ns

ISO-X 3024A, MY54490369: Mon Apr 01 13:09:09 2024



4921 Robert J. Mathews Pkwy Suite 1 Ph: (916)542-1401 Fax: (916)265-2597
Email: sales@pmi-rf.com



**SUMMARY TEST DATA
ON
SDLVA-18G40G-65-CD-292FF**

PL45189/2413

Graph #5

VSWR 2.4:1 @+25C & -20dBm

