



## SUMMARY TEST DATA ON PEC-30-500M40G-20-12-292FF

Customer: \_\_\_\_\_  
 SO No: \_\_\_\_\_  
 Model No: PEC-30-500M40G-20-12-292FF  
 Serial No: PL51458/2508

Tested By: Jim Hopson  
 Temperature: +25°C  
 Date: 2/19/2025  
 Drawing No: 27632862      REV: A1

TEST. ITEM NO	PARAMETERS	SPECIFIED VALUE	Test Results	QA QC
1	Frequency Range:	500 MHz - 40 GHz	500 MHz - 40 GHz	PMI QA3
2	Gain:	30 dB Typ.	+25.8 dB Max. +22.6 dB Min. See Plot	
3	Gain Flatness:	±2.5 dB Typ.	±1.59 dB See Plot	
4	*Noise Figure:	5.5 dB Typ.	4.6 dB	
5	OP1dB:	+19 dBm Typ. (0.5-18 GHz) +17 dBm Typ. (18-40 GHz)	+19.1 dBm Typ. (0.5-18 GHz) +16.1 dBm Typ. (18-40 GHz)	
6	Psat:	+23 dBm Typ. (0.5-18 GHz) +20 dBm Typ. (18-40 GHz)	+22.5 dBm Typ. (0.5-18 GHz) +19.5 dBm Typ. (18-40 GHz)	
7	VSWR: (Input/Output)	2.0:1 Max. In 2.5:1 Max. Out	1.96:1 In 2.15:1 Out See Plot	
8	Input Power Handling:	+17 dBm CW Max.	Pass	
9	DC Supply:	+12 to +15 VDC @ 350 mA Typ.	+12 to +15 VDC @ 260 mA	

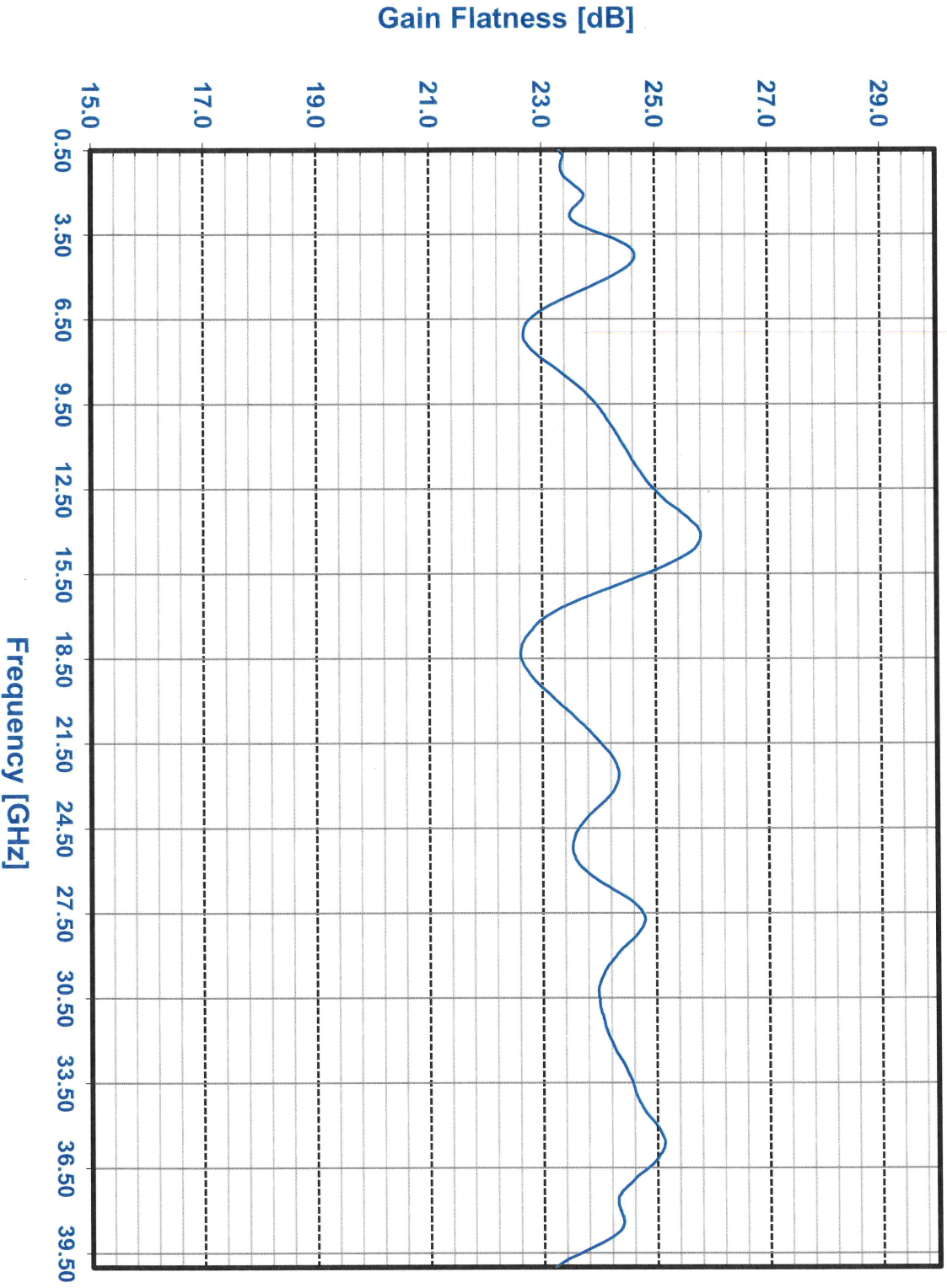
\*Up to 20 GHz

QA/QC Approval: 

Date: 2-19-25

Model: PEG-30-500M40G-20-12-292FF  
S/N: PL51458

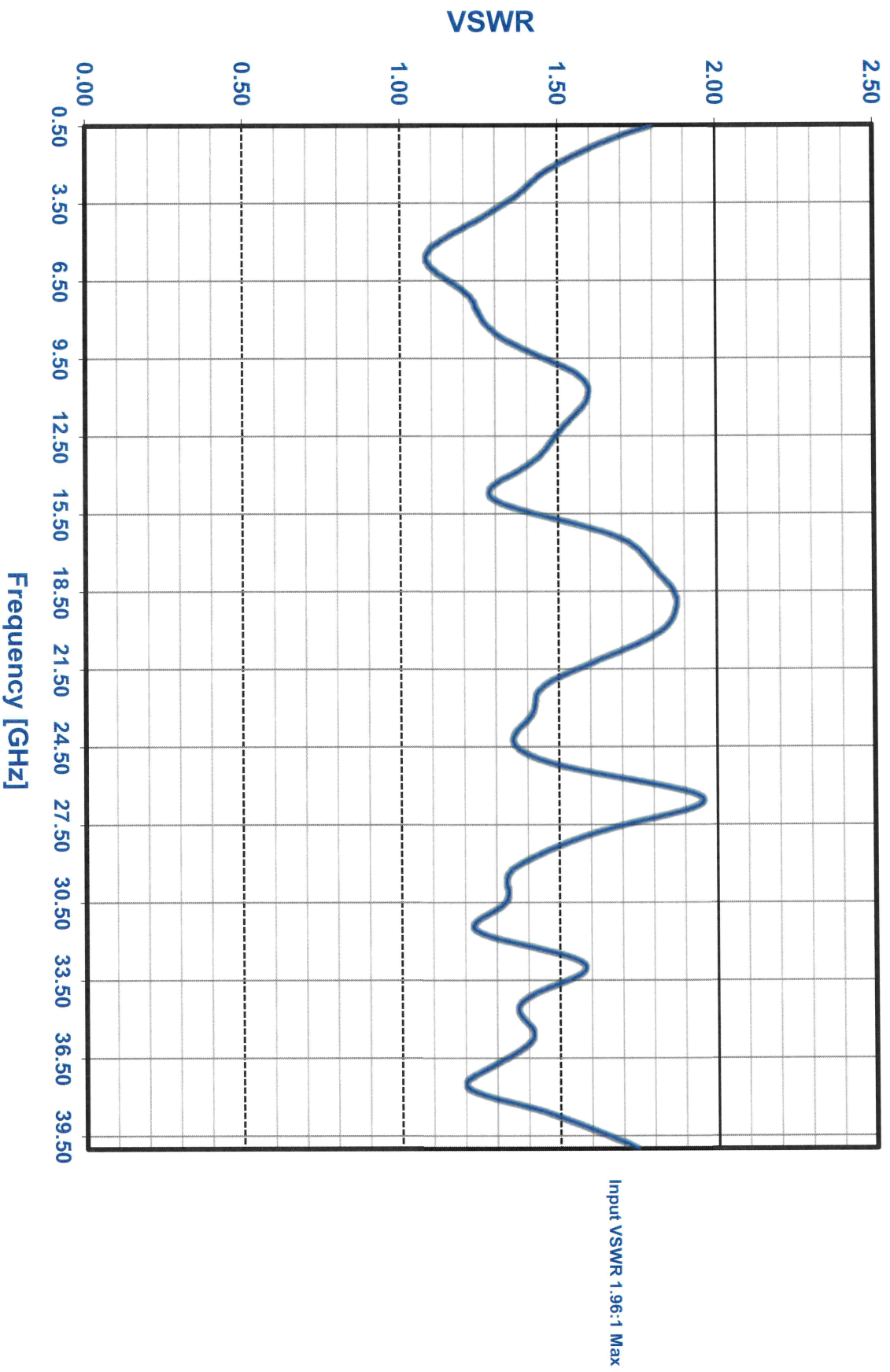
### SMALL SIGNAL GAIN



Model Number: PEC-30-500M40G-20-12-292FF  
Serial Number: PL51458

Temperature: +25C

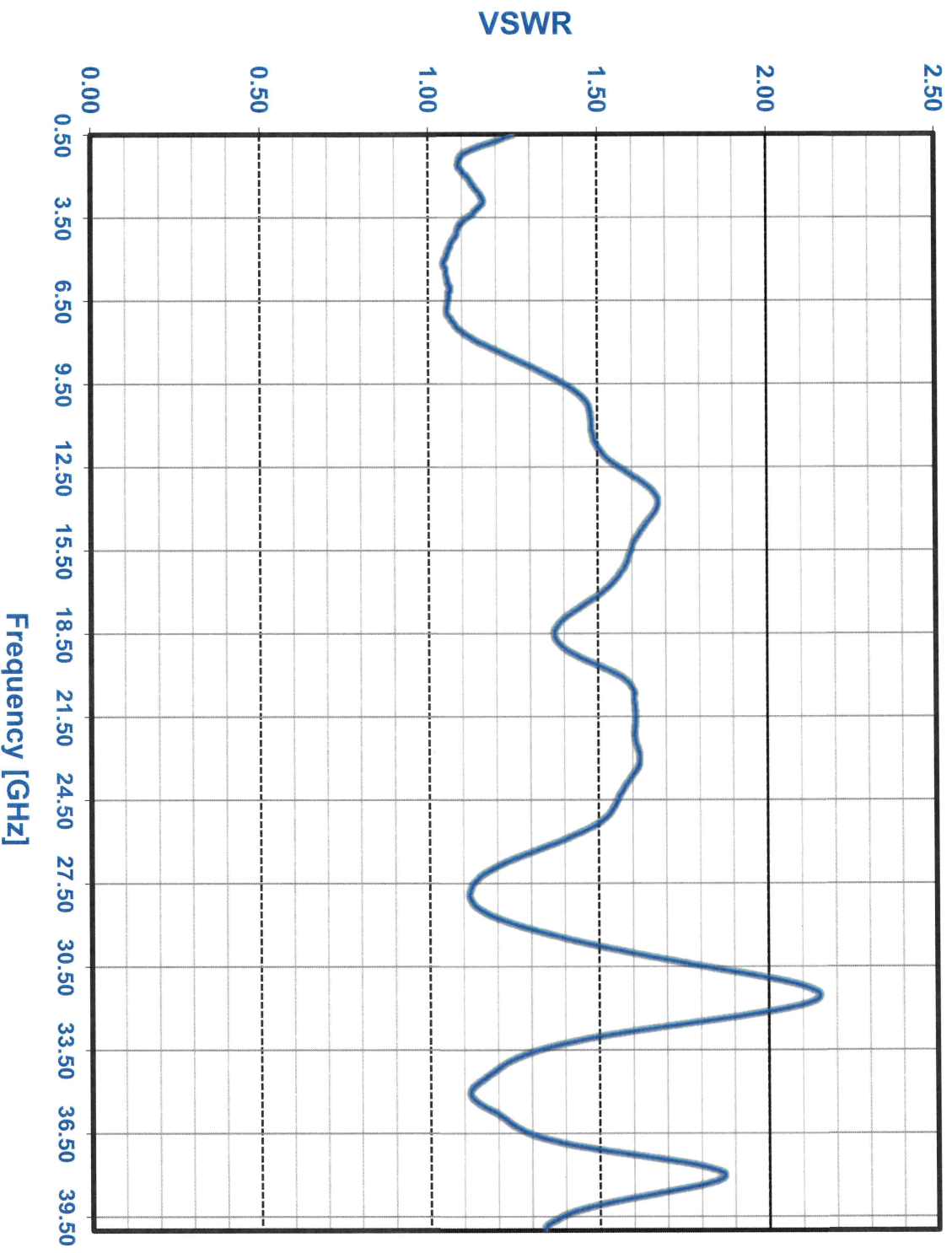
## VSWR GRAPH



Model Number: PEC-30-500M40G-20-12-292FF  
Serial Number: PL51458

Temperature: +25C

## VSWR GRAPH



# PEC-30-500M40G-20-12-292FF

SN PL51458

2/19/2025

FREQ GHz	1dB COMPRESSION		P-SAT	
0.5	20.00	dBm	23.50	dBm
2.5	19.00	dBm	23.30	dBm
4.5	19.60	dBm	23.50	dBm
6.5	19.50	dBm	23.20	dBm
8.5	19.30	dBm	22.80	dBm
10.5	19.10	dBm	22.70	dBm
12.5	19.30	dBm	22.40	dBm
14.5	19.10	dBm	22.20	dBm
16.5	18.40	dBm	20.90	dBm
18	17.40	dBm	20.20	dBm
20.5	17.10	dBm	20.00	dBm
22.5	17.00	dBm	19.80	dBm
24.5	17.00	dBm	19.60	dBm
26.5	16.50	dBm	19.10	dBm
28.5	15.70	dBm	19.40	dBm
30.5	15.40	dBm	19.40	dBm
32.5	16.00	dBm	19.70	dBm
34.5	16.30	dBm	19.50	dBm
36.5	15.80	dBm	19.40	dBm
38.5	15.20	dBm	18.70	dBm
40	14.3	dBm	18.60	dBm