



SUMMARY TEST DATA ON PEC-30-500M40G-20-12-292FF

Customer: _____
 SO No: _____
 Model No: PEC-30-500M40G-20-12-292FF
 Serial No: PL51463/2508

Tested By: Jim Hopson
 Temperature: +25°C
 Date: 2/19/2025
 Drawing No: 27632862 REV: A1

TEST. ITEM NO	PARAMETERS	SPECIFIED VALUE	Test Results	QA QC
1	Frequency Range:	500 MHz - 40 GHz	500 MHz - 40 GHz	PMI Q43
2	Gain:	30 dB Typ.	+24.8 dB Max. +21.9 dB Min. See Plot	
3	Gain Flatness:	±2.5 dB Typ.	±1.44 dB See Plot	
4	*Noise Figure:	5.5 dB Typ.	5 dB	
5	OP1dB:	+19 dBm Typ. (0.5-18 GHz) +17 dBm Typ. (18-40 GHz)	+18.3 dBm Typ. (0.5-18 GHz) +15.7 dBm Typ. (18-40 GHz)	
6	Psat:	+23 dBm Typ. (0.5-18 GHz) +20 dBm Typ. (18-40 GHz)	+22.2 dBm Typ. (0.5-18 GHz) +19.2 dBm Typ. (18-40 GHz)	
7	VSWR: (Input/Output)	2.0:1 Max. In 2.5:1 Max. Out	1.85:1 In 2.35:1 Out See Plot	
8	Input Power Handling:	+17 dBm CW Max.	Pass	
9	DC Supply:	+12 to +15 VDC @ 350 mA Typ.	+12 to +15 VDC @ 250 mA	

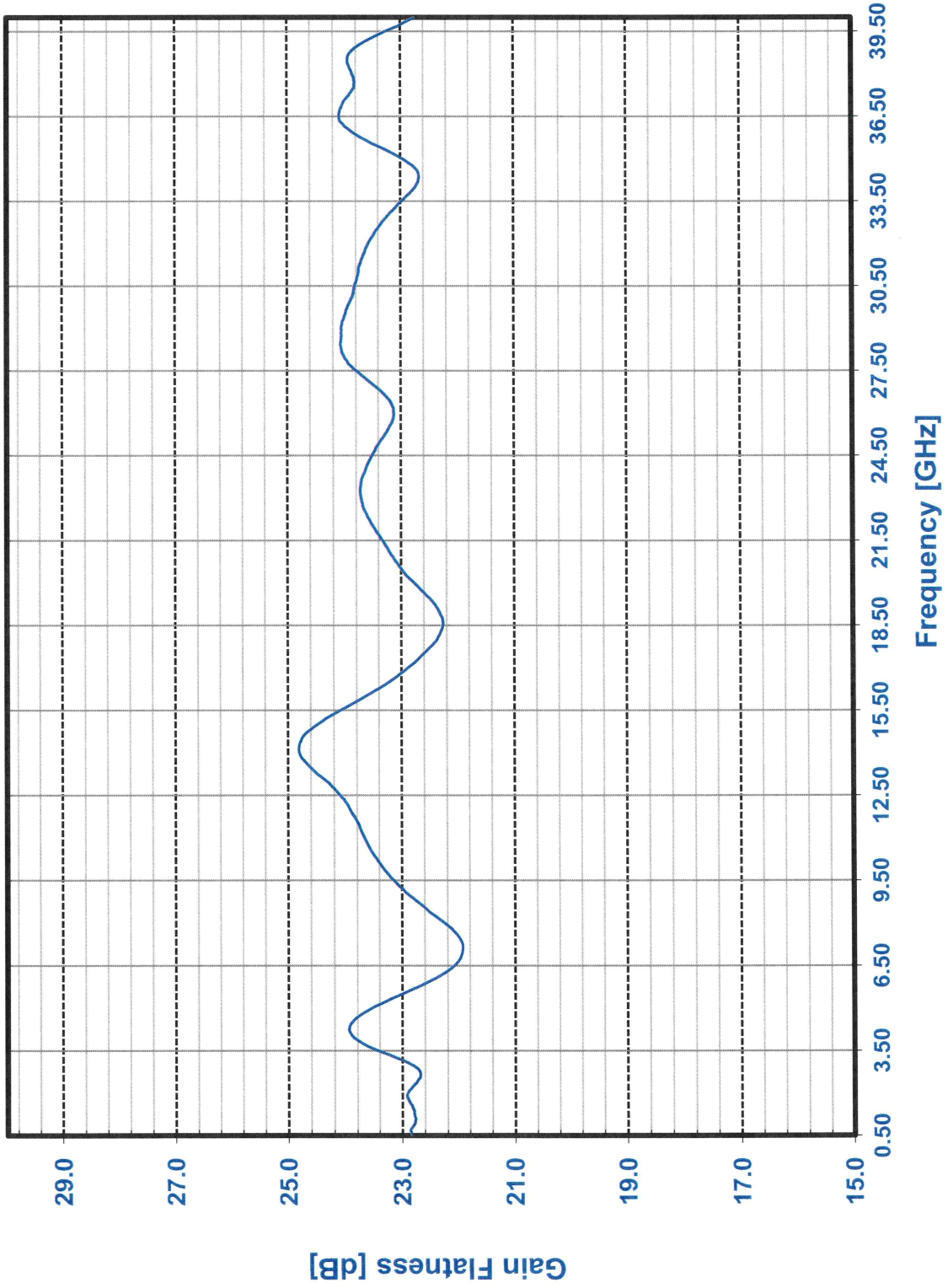
*Up to 20 GHz

QA/QC Approval: *K. Manning*

Date: 2-19-25

Model: PEC-30-500M40G-20-12-292FF
S/N: PL51463

SMALL SIGNAL GAIN

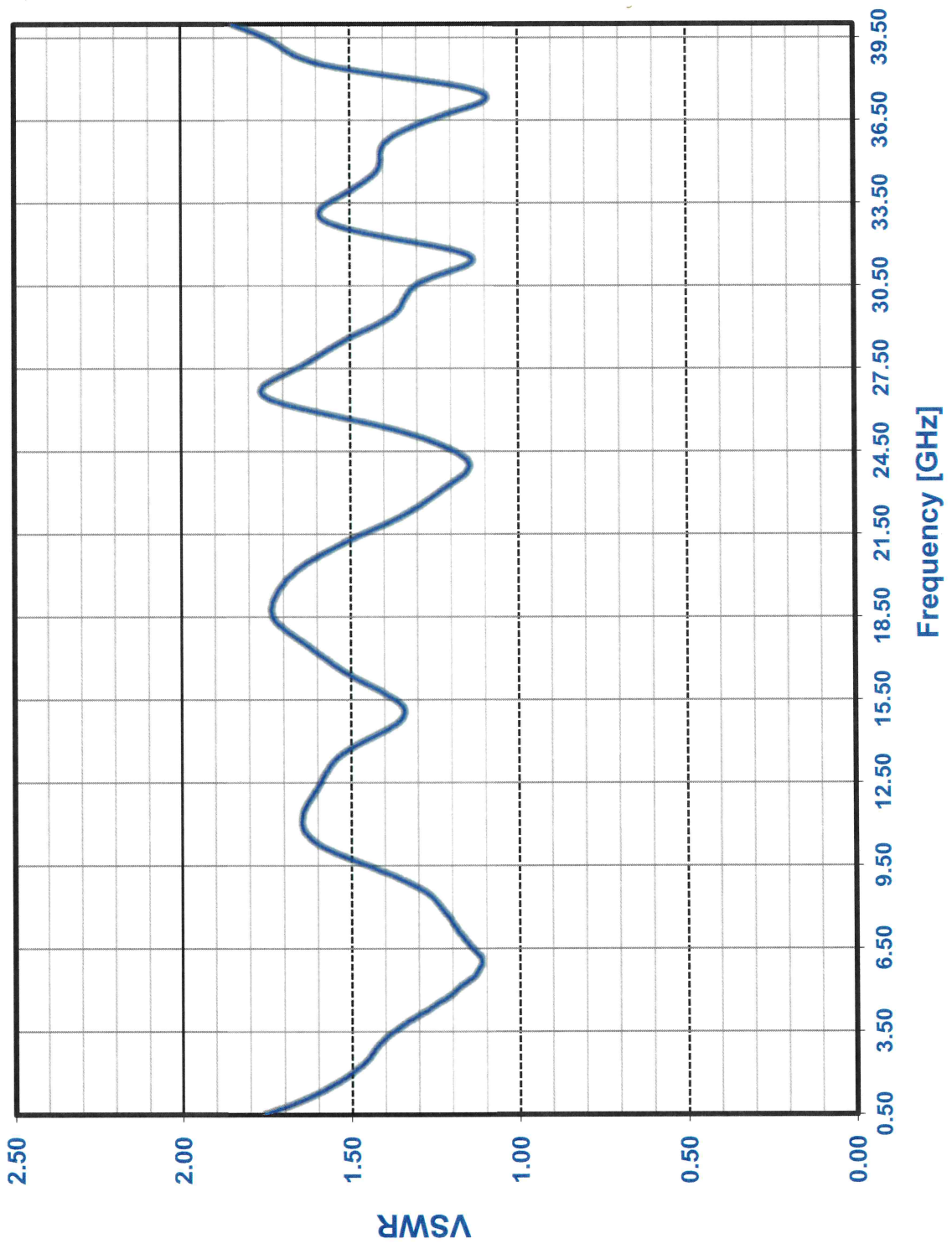


Model Number: PEC-30-500M40G-20-12-292FF

Serial Number: PL51463

Temperature: +25C

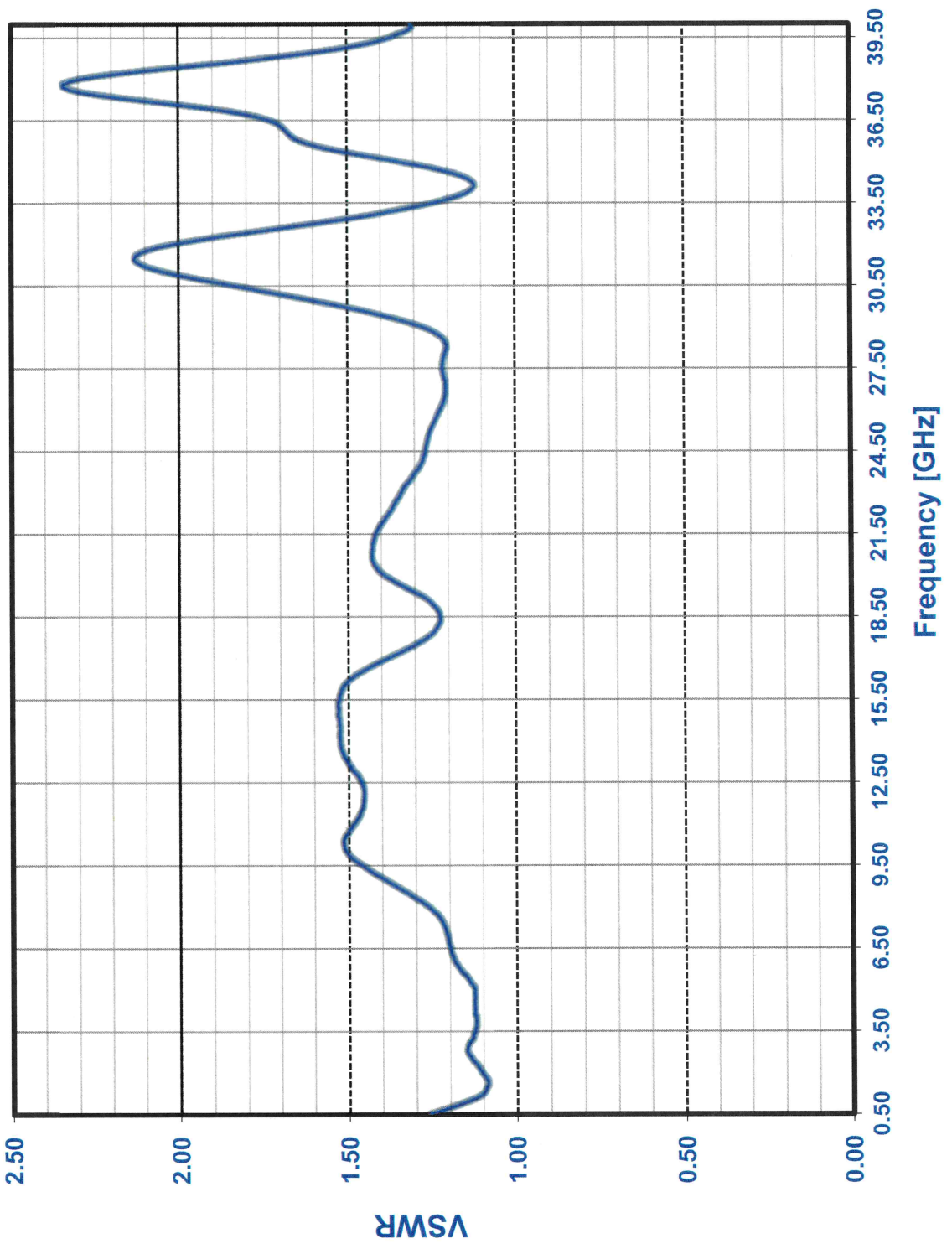
VSWR GRAPH



Model Number: PEC-30-500M40G-20-12-292FF
Serial Number: PL51463

Temperature: +25C

VSWR GRAPH



PEC-30-500M40G-20-12-292FF

SN PL51463

2/19/2025

FREQ GHz	1dB COMPRESSION		P-SAT	
0.5	18.20	dBm	23.40	dBm
2.5	18.40	dBm	22.90	dBm
4.5	19.20	dBm	23.20	dBm
6.5	18.70	dBm	23.00	dBm
8.5	18.80	dBm	22.40	dBm
10.5	18.10	dBm	22.30	dBm
12.5	18.50	dBm	21.90	dBm
14.5	18.50	dBm	21.80	dBm
16.5	17.80	dBm	20.60	dBm
18	16.80	dBm	20.10	dBm
20.5	17.10	dBm	20.10	dBm
22.5	17.00	dBm	19.90	dBm
24.5	16.80	dBm	19.90	dBm
26.5	16.30	dBm	19.40	dBm
28.5	15.40	dBm	19.10	dBm
30.5	15.10	dBm	19.30	dBm
32.5	15.20	dBm	19.20	dBm
34.5	15.80	dBm	18.60	dBm
36.5	15.00	dBm	18.50	dBm
38.5	14.50	dBm	18.10	dBm
40	13.9	dBm	18.10	dBm