



SUMMARY TEST DATA ON PEC3-33-218-20-15-SFF-HS-E

Customer: _____
 SO No: _____
 Model No: PEC3-33-218-20-15-SFF-HS-E
 Serial No: PL52729/2519

Tested By: Justen Gayduchik
 Temperature: +25° C
 Date: 5/7/2025
 Drawing No: 26902311-E REV: G1

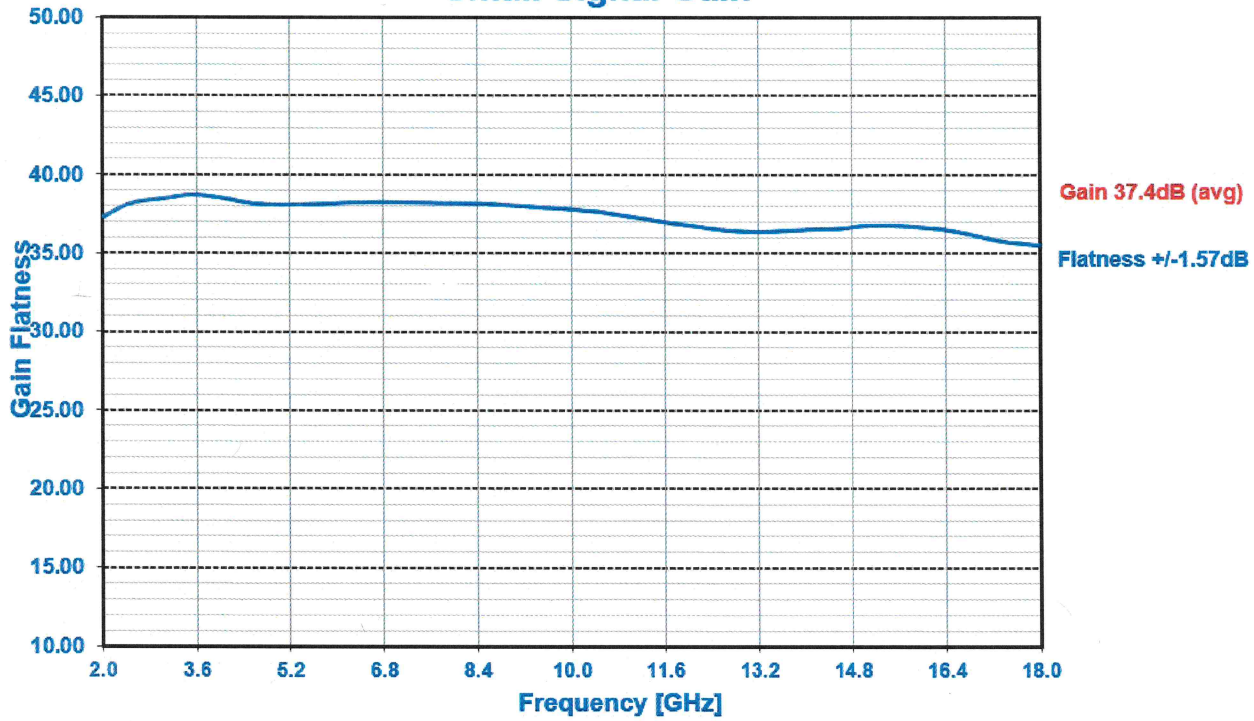
TEST ITEM NO.	PARAMETERS	SPECIFIED VALUE	Test Results	QA
1	Frequency Range:	2 GHz to 18 GHz	2 GHz to 18 GHz	
2	Gain:	+33 dB Min.	35.52 dB Min. See Plot	
3	Gain Flatness:	±2.0 dB Max.	±1.57 dB See Plot	
4	Noise Figure:	4.0 dB Typ. (5.0 dB Max. at Band Edges)	3.8 dB Max. See Plot	
5	OP1dB:	+20 dBm Min.	+20.60 dBm Min. See Plot	
6	OIP3:	+30 dBm Typ.	Pass	
7	Input Power Handling:	+17 dBm Max.	Pass	
8	VSWR (In/Out):	2.2:1 Max.	Input 1.64:1 Output 1.63:1 See Plot	
9	DC Supply:	+15 VDC @ 350 mA Typ., 450 mA Max.	410 mA	

QA/QC Approval:

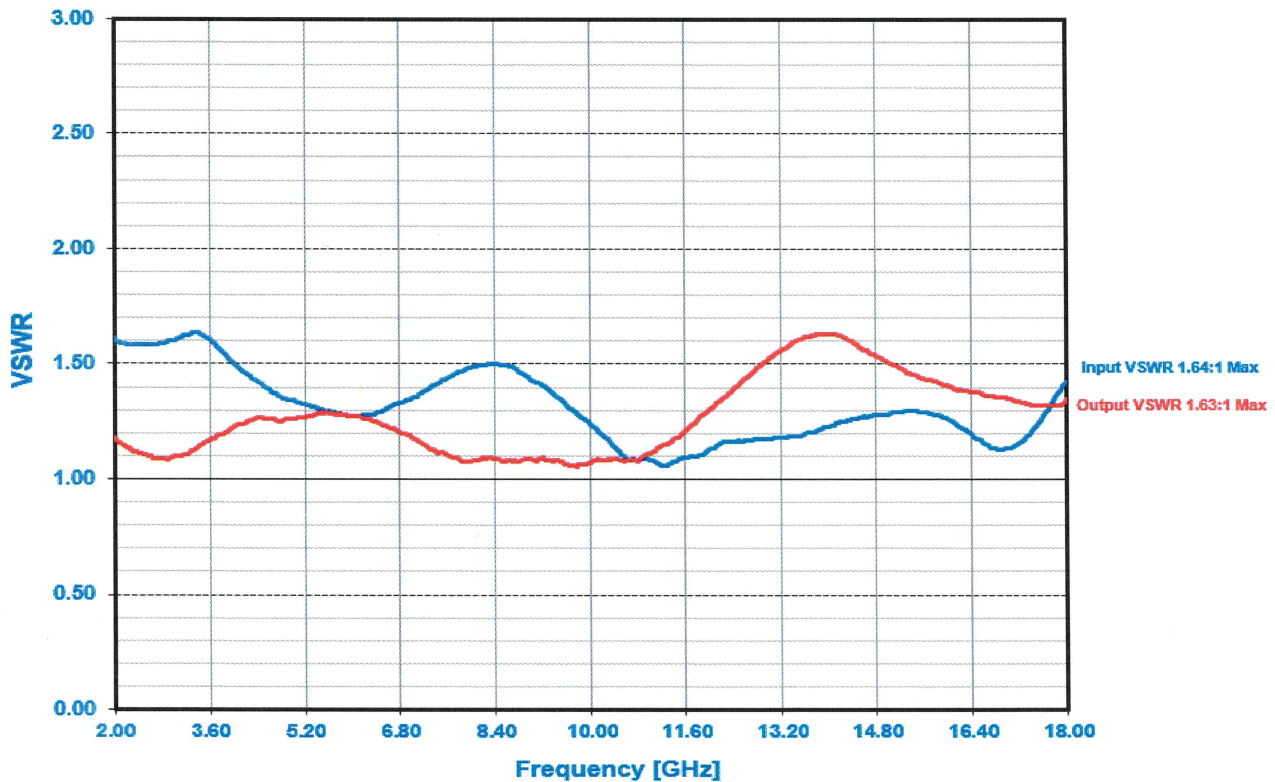
Date: 5-7-25

7309-A Grove Road Frederick, MD 21704 USA Phone: (301)662-5019 Fax: (301)662-1731
 Email: sales@quanticpmi.com

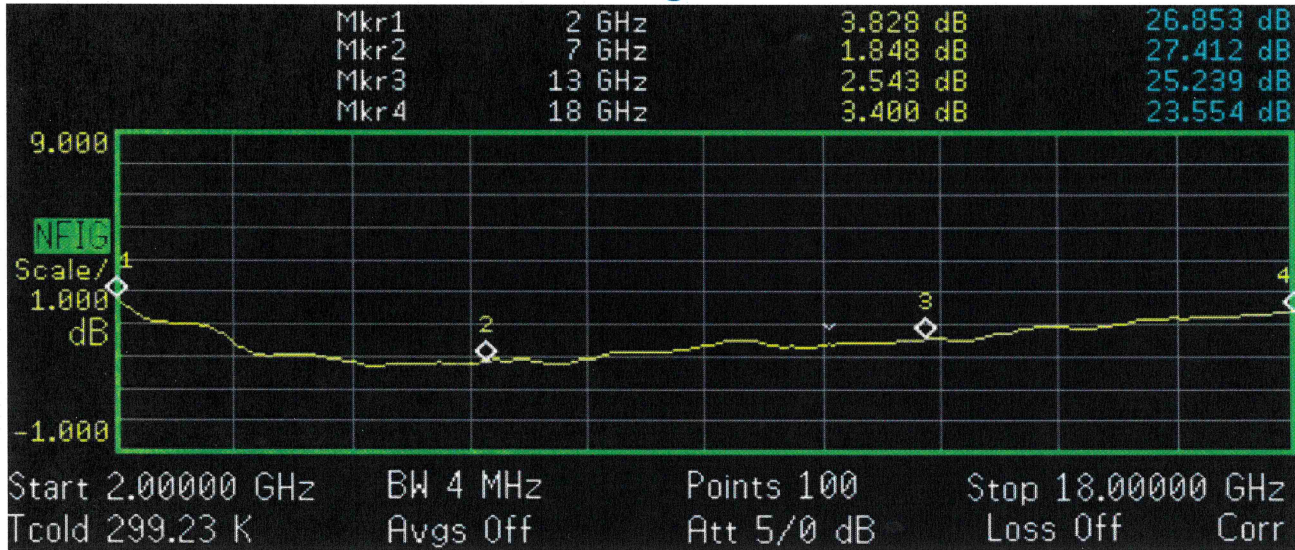
**SUMMARY TEST DATA
ON
PEC3-33-218-20-15-SFF-HS-E
Small Signal Gain**



VSWR GRAPH



Noise Figure



1dB Compression vs Frequency

