

Summary Data
For
EWDM-8G18G-65-70MV-2

Customer: _____

Tested By: Jim Hopson

SO No: _____

Temperature: +25°C, +85C, -10C


Model No: EWDM-8G18G-65-70MV-2

Date 9/10/2025

Serial No: PL53801/2537

Drawing No: 27650140

Rev: B1

TEST ITEM NO	PARAMETERS	SPECIFIED VALUE	TEST RESULTS	QA QC
1	Frequency Range:	8 to 18 GHz	2 to 8 GHz	PMI QA3
2	I/O VSWR:	2.3:1 Max	1.88:1/1.85:1	PMI QA3
3	Input Power Max:	(1) 1 W CW (2) 100 W Peak @ PW = 1 us & Duty Cycle = 1%	W CW Pass W Peak Pass	
4	Switch Isolation:	60 dB Min (All Ports)	>60dB	
5	Switching Speed:	100 ns Max	<100ns	
6	Linear RF Gain	+42.5 dB Min +47.5 dB Max	+44.4 dB Min +46.8 dB Max	
7	Noise Figure	6.5 dB Max	5.0dB TYP.	
8	Frequency Flatness	±2.5 dB	±1.2 dB	
9	1 dB Compression	+10 dBm Min	+11.7dBm	
10	Saturated Power	+20 dBm Max	+15.0dBm	
11	Second Harmonic	-10 dBc Min	-22dBc	
12	Third Harmonic	-20 dBc Nom	-34dBc	

7309-A Grove Road Frederick, MD 21704 USA Phone: (301) 662-5019 Fax: (301) 662-1731
Email: sales@quanticpmi.com

**Summary Data
For
EWDM-8G18G-65-70MV-2**

TEST ITEM NO	PARAMETERS	SPECIFIED VALUE	TEST RESULTS	QA QC
13	TSS:	-71 dBm	-72dBm	PMI QA3
14	Dynamic Range:	-65 to 0 dBm	-65 to 0 dBm	
15	Log Slope:	70 mV/dB ±3 mV/dB	71.9/69.16mV/dB	
16	Log Linearity:	±1.0 dB Max	.54/- .61dB	
17	Log Accuracy @ 25°C:	±1.75 dB Max	1.26/-1.33dB	
18	Absolute Log Accuracy:	±2.0 dB Max	1.43/-1.46dB	
19	DC Offset:	±70 mV	34mV	
20	Rise Time:	28 ns Max (10% to 90% @ -50 to 0 dBm, 10% to 90% Full Dynamic Range Guaranteed)	27.8ns @ 0dbm-See Plots	
21	Fall Time:	300 ns Max (10% to 90% @ -50 to 0 dBm, 10% to 90% Full Dynamic Range Guaranteed)	133.8ns @ 0dbm-See Plots	
22	Settling Time:	50 ns Max (From 10% to within 70 mV of final value @ -40 & -10 dBm)	<60ns See Plots	
23	Recovery Time:	1 us Max (From 90% of a -5 dBm, 100us Pulse to within ±1.5 dB of baseline)	750ns	
24	Video Frequency Flatness:	±1.75 dB Max @ 25°C	±1.0 dB Max @ 25°C	
25	Pulse Width Process Range:	100 ns to 100 us	100 ns to 100 us	
26	Video Output Load Impedance:	95 ±1 Ω	95 ±1 Ω	

7309-A Grove Road Frederick, MD 21704 USA Phone: (301) 662-5019 Fax: (301) 662-1731
Email: sales@quanticpmi.com

**Summary Data
For
EWDM-8G18G-65-70MV-2**

TEST ITEM NO	PARAMETERS	SPECIFIED VALUE	TEST RESULTS	QA QC
27	Video Output @ -65 dBm:	320 ± 123 mV Over Frequency	287/218mV	PMI QA3
28	Video Output Drive Capability:	Driving 100 ft RG180 into 95 Ω Load	Pass	
29	Pulse Density Capability:	10% Duty @ 100 ns PW 70% Duty @ 100 us PW	10% Duty @ 100ns PW 70% Duty @ 100us PW	
30	Noise Level:	25 mV RMS Max	13.94mV	
31	Pulse Droop @ -65 dBm:	70 mV Max	<70mV	
32	Propagation Delay:	50 ns Max (50% RF to 10% Video)	<50ns	
33	CW Immune Power:	TSS to -40 dBm	TSS to -40 dBm	
34	Baseline Shift:	200 mV Max @ -40 dBm CW	<200mV	
35	Pulse Amplitude Loss with Pulse @ -30 dBm:	CW @ -50 dBm = No Loss CW @ -40 dBm = 2 dB Max	-50 dBm = 0dB -40 dBm = <1dB	
36	CW Immue Time @ CW = -40 dBm	4 ms Max	2.0ms	
37	CW Recovery Time @ CW = -40 dBm	120 us Max	<100us	
38	DC Power:	+15V (±5%) @ 700 mA Max -15V (±5%) @ 200 mA Max	550 mA 140 mA	
39	Ripple DC to 10 MHz	100 mV Max	<100mV	

QA/QC Approval: K. Klamm Date: 9-11-25

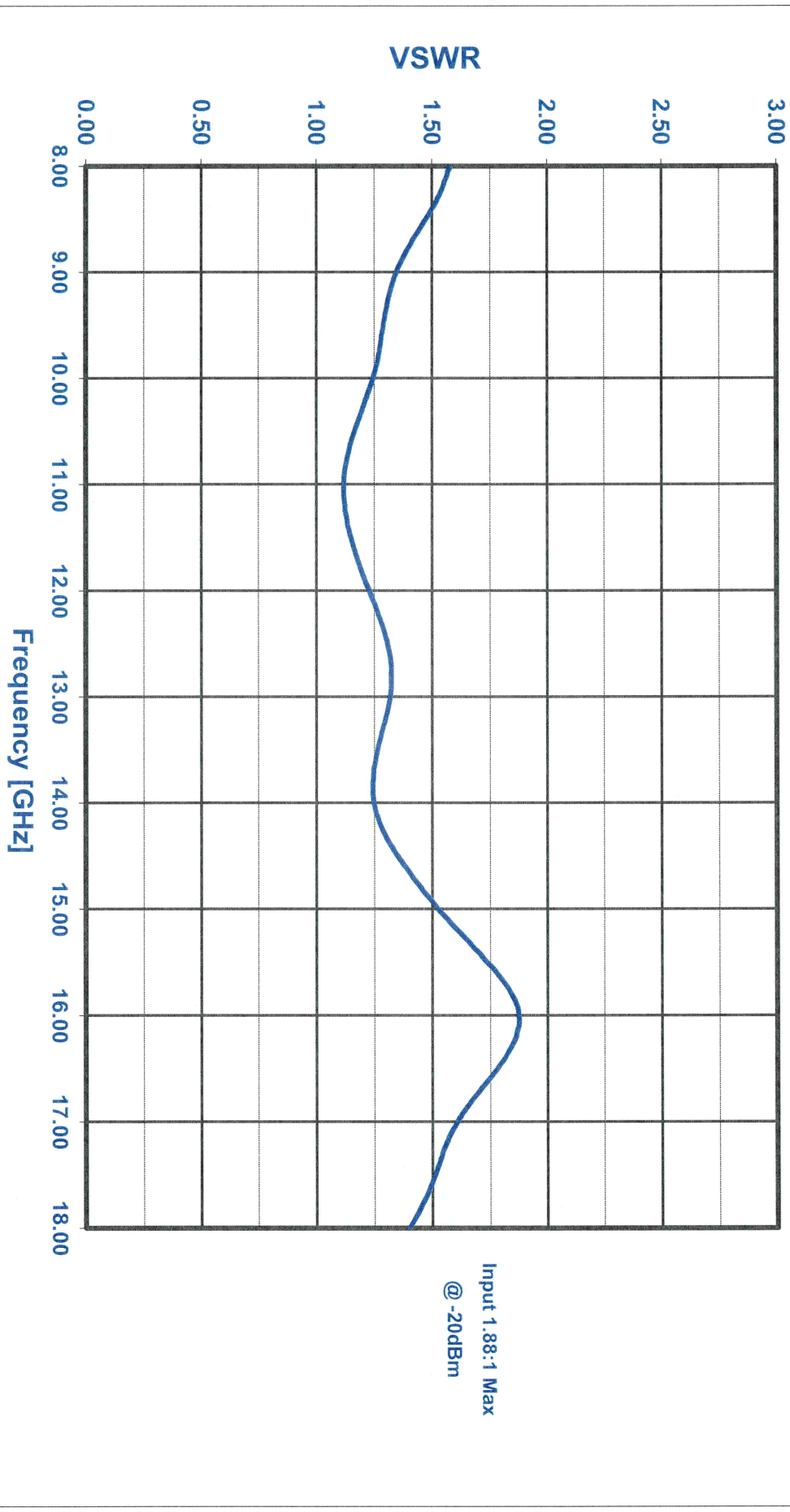
7309-A Grove Road Frederick, MD 21704 USA Phone: (301) 662-5019 Fax: (301) 662-1731
Email: sales@quanticpmi.com

Model Number: EWDM-8G18G-65-70
Serial Number: PL53801

1

Temperature: +25C

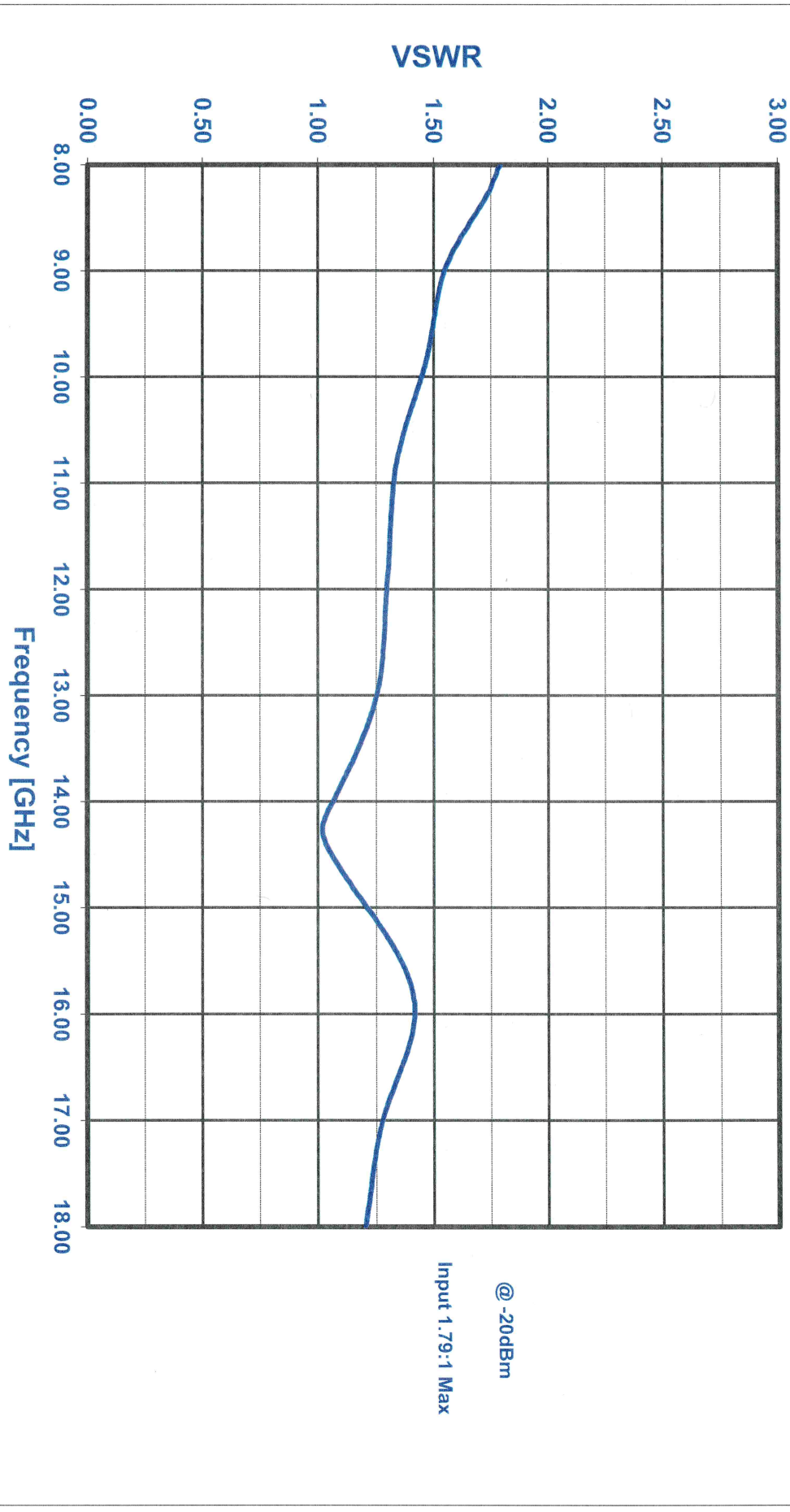
RF INPUT VSWR GRAPH



Model Number: EWDN-8G18G-65-70MV-2
Serial Number: PL53801

Temperature: +25C

BIT INPUT VSWR GRAPH



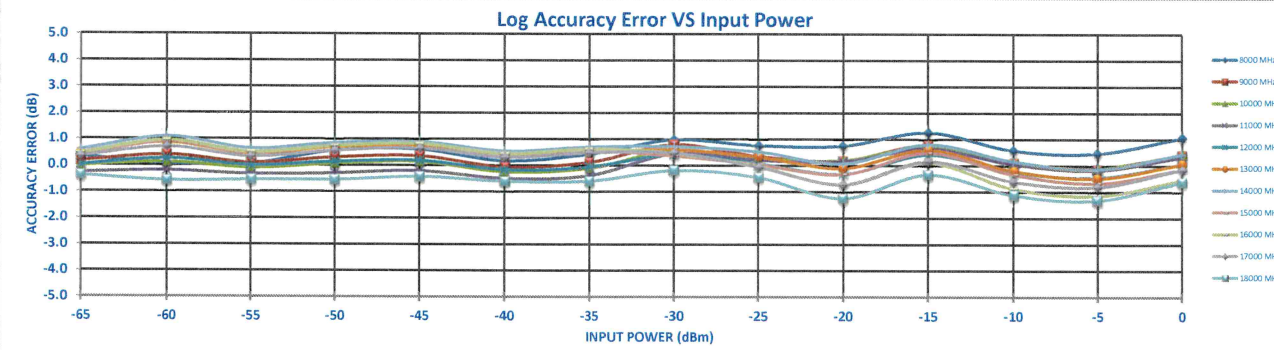
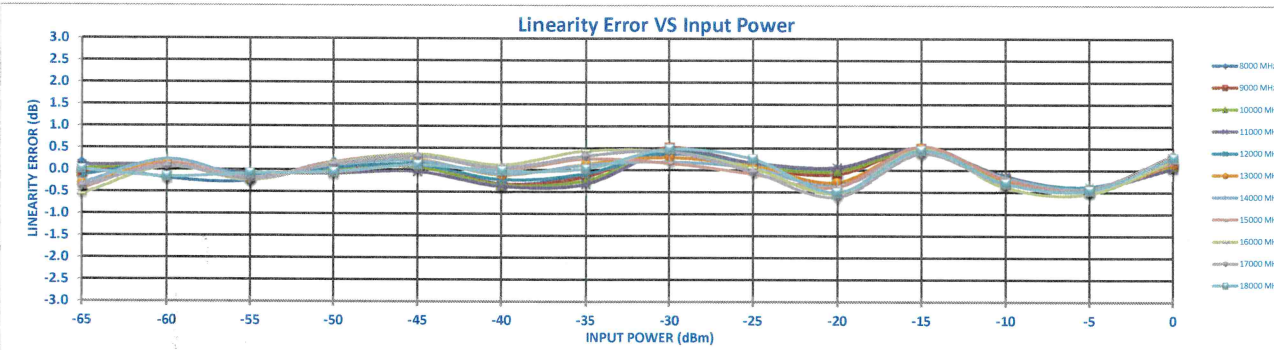
@ -20dBm

Input 1.79:1 Max



DC Offset= 0.034

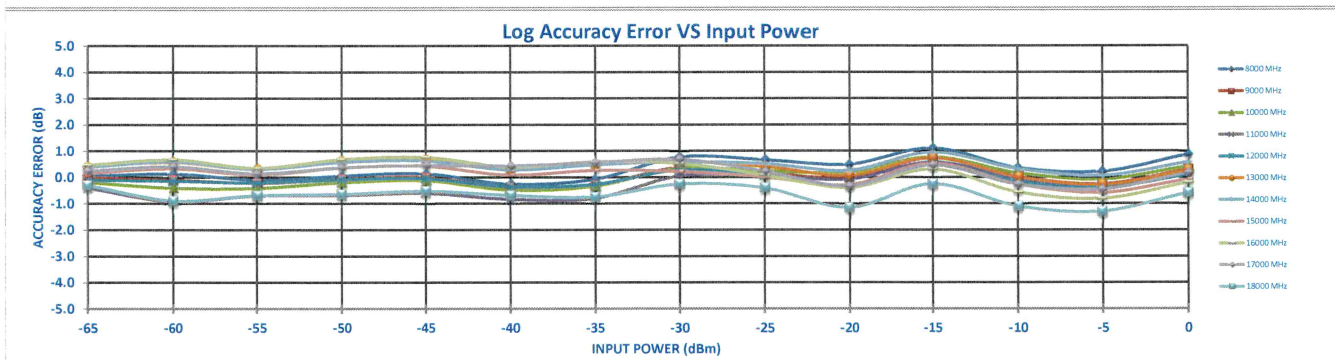
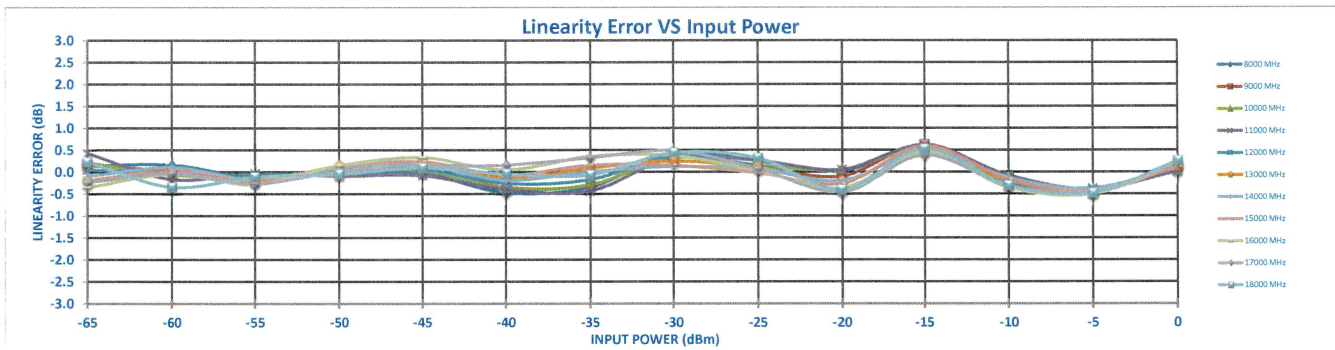
Frequency		-65	-60	-55	-50	-45	-40	-35	-30	-25	-20	-15	-10	-5	0	RF Input Power (dBm)			
8000 MHz	INTERCEPT (mV)	4934.4														Measured Value (mV)			
	SLOPE (mV/dB)	71.93														Error (mV)			
		270	605	960	1351	1710	2034	2408	2803	3143	3498	3890	4197	4544	4942	Linearity Error (dB)			
		11	-14	-18	13	12	-23	-9	26	7	2	34	-18	-31	8	Accuracy Error (dB)			
		0.15	-0.19	-0.26	0.18	0.17	-0.32	-0.12	0.37	0.09	0.03	0.48	-0.25	-0.43	0.11				
		0.35	0.06	0.06	0.55	0.60	0.16	0.42	0.97	0.75	0.75	1.26	0.58	0.46	1.05				
9000 MHz	INTERCEPT (mV)	4887.5														Measured Value (mV)			
	SLOPE (mV/dB)	71.15														Error (mV)			
		257	629	963	1333	1692	2018	2386	2790	3114	3458	3856	4163	4500	4895	Linearity Error (dB)			
		-6	10	-11	3	6	-24	-11	37	5	-7	36	-13	-32	7	Accuracy Error (dB)			
		-0.08	0.14	-0.16	0.04	0.08	-0.33	-0.16	0.52	0.07	-0.09	0.50	-0.18	-0.45	0.10				
		0.17	0.40	0.10	0.30	0.35	-0.07	0.11	0.79	0.35	0.18	0.78	0.10	-0.16	0.39				
10000 MHz	INTERCEPT (mV)	4890.4														Measured Value (mV)			
	SLOPE (mV/dB)	71.50														Error (mV)			
		244	609	949	1316	1677	2005	2370	2775	3109	3459	3852	4165	4505	4897	Linearity Error (dB)			
		1	9	-9	-1	-4	-25	-18	30	6	-1	34	-18	-25	7	Accuracy Error (dB)			
		0.02	0.12	-0.12	0.01	0.06	-0.35	-0.25	0.41	0.09	-0.02	0.48	-0.15	-0.39	0.09				
		-0.01	0.12	-0.10	0.06	0.14	-0.25	-0.12	0.58	0.28	0.20	0.73	0.13	-0.09	0.42				
11000 MHz	INTERCEPT (mV)	4887.6														Measured Value (mV)			
	SLOPE (mV/dB)	71.83														Error (mV)			
		226	586	932	1290	1652	1987	2350	2765	3104	3456	3847	4160	4499	4890	Linearity Error (dB)			
		7	8	-5	-6	-3	-27	-24	32	12	5	37	-9	-29	2	Accuracy Error (dB)			
		0.10	0.11	-0.07	-0.09	-0.05	-0.38	-0.33	0.45	0.17	0.07	0.51	-0.13	-0.41	0.03				
		-0.27	-0.20	-0.34	-0.30	-0.21	-0.50	-0.40	0.44	0.21	0.16	0.66	0.06	-0.18	0.32				
12000 MHz	INTERCEPT (mV)	4859.5														Measured Value (mV)			
	SLOPE (mV/dB)	70.83														Error (mV)			
		246	619	956	1321	1680	2010	2374	2763	3094	3422	3830	4139	4479	4871	Linearity Error (dB)			
		-9	9	-8	3	8	-16	-8	28	5	-21	33	-12	-26	11	Accuracy Error (dB)			
		-0.13	0.13	-0.11	0.04	0.11	-0.23	-0.09	0.40	0.08	-0.29	0.47	-0.17	-0.37	0.16				
		0.01	0.26	0.00	0.13	0.18	-0.18	-0.06	0.41	0.07	-0.32	0.42	-0.24	-0.46	0.06				
13000 MHz	INTERCEPT (mV)	4860.6														Measured Value (mV)			
	SLOPE (mV/dB)	70.16														Error (mV)			
		277	662	987	1361	1719	2046	2414	2776	3113	3438	3843	4142	4477	4871	Linearity Error (dB)			
		-23	11	-15	8	16	-8	9	20	6	-19	35	-17	-33	10	Accuracy Error (dB)			
		-0.33	0.16	-0.21	0.12	0.22	-0.12	0.13	0.29	0.09	-0.28	0.50	-0.24	-0.47	0.15				
		0.45	0.86	0.43	0.69	0.73	0.33	0.50	0.59	0.33	-0.10	0.60	-0.20	-0.48	0.06				
14000 MHz	INTERCEPT (mV)	4882.7														Measured Value (mV)			
	SLOPE (mV/dB)	70.36														Error (mV)			
		287	678	1001	1372	1731	2061	2428	2785	3127	3450	3858	4168	4502	4898	Linearity Error (dB)			
		-23	17	-12	7	14	-7	8	13	3	-26	31	-11	-29	15	Accuracy Error (dB)			
		-0.32	0.24	-0.17	0.10	0.20	-0.11	0.11	0.18	0.05	-0.36	0.44	-0.16	-0.41	0.22				
		0.59	1.09	0.63	0.85	0.90	0.54	0.70	0.72	0.53	0.07	0.81	0.17	-0.13	0.44				
15000 MHz	INTERCEPT (mV)	4845														Measured Value (mV)			
	SLOPE (mV/dB)	69.87														Error (mV)			
		273	663	988	1364	1724	2051	2417	2760	3092	3421	3835	4132	4464	4857	Linearity Error (dB)			
		-31	10	-14	12	23	1	17	11	-6	-27	38	-14	-32	12	Accuracy Error (dB)			
		-0.44	0.14	-0.21	0.18	0.33	0.01	0.25	0.16	-0.09	-0.38	0.54	-0.21	-0.45	0.17				
		0.39	0.88	0.45	0.74	0.80	0.40	0.55	0.37	0.04	-0.34	0.49	-0.34	-0.67	-0.14				
16000 MHz	INTERCEPT (mV)	4812.7														Measured Value (mV)			
	SLOPE (mV/dB)	69.16														Error (mV)			
		278	668	992	1364	1725	2054	2422	2767	3087	3393	3808	4094	4430	4828	Linearity Error (dB)			
		-39	5	-17	9	25	8	30	29	3	-37	33	-27	-37	15	Accuracy Error (dB)			
		-0.67	0.07	-0.24	0.13	0.35	0.11	0.43	0.42	0.05	-0.53	0.47	-0.39	-0.53	0.22				
		0.46	0.95	0.51	0.74	0.81	0.44	0.62	0.47	-0.03	-0.73	0.11	-0.87	-1.15	-0.55				
17000 MHz	INTERCEPT (mV)	4832.7														Measured Value (mV)			
	SLOPE (mV/dB)	69.80														Error (mV)			
		269	650	979	1351	1713	2044	2412	2768	3085	3394	3812	4113	4454	4856	Linearity Error (dB)			
		-27	5	-15	8	21	3	22	29	-3	-43	26	-22	-30	23	Accuracy Error (dB)			
		-0.38	0.07	-0.21	0.12	0.30	0.05	0.32	0.42	-0.04	-0.61	0.38	-0.31	-0.43	0.33				
		0.34	0.70	0.32	0.55	0.64	0.30	0.47	0.48	-0.06	-0.72	0.16	-0.60	-0.81	-0.15				
18000 MHz	INTERCEPT (mV)	4802.4														Measured Value (mV)			
	SLOPE (mV/dB)	70.54														Error (mV)			
		218	559	917	1272	1636	1979	2335	2720	3057	3356	3776	4076	4417	4822	Linearity Error (dB)			
		0	-11	-6	-4	8	-2	1	34	18	-36	32	-21	-33	20	Accuracy Error (dB)			
		0.01	-0.16	-0.08	-0.05	0.11	-0.03	0.02	0.48	0.25	-0.51	0.45	-0.30	-0.46	0.28				
		-0.38	-0.58	-0.55	-0.56	-0.44	-0.61	-0.61	-0.19	-0.45	-1.25	-0.34	-1.12	-1.33	-0.63				
Flatness	+/- dB	0.49	0.84	0.59	0.70	0.67	0.58	0.65	0.58	0.60	1.00	0.80	0.85	0.89	0.84				
-65dBm mV-Out		287	Max	218	Min														





DC Offset= 0.034

Frequency		-65	-60	-55	-50	-45	-40	-35	-30	-25	-20	-15	-10	-5	0	RF Input Power (dBm)
8000 MHz	INTERCEPT (mV)	4926.4														
	SLOPE (mV/dB)	72.15														
		247	609	949	1316	1678	2006	2376	2792	3141	3485	3885	4188	4534	4937	
		10	11	-9	-3	-2	-35	-25	30	18	2	41	-17	-32	11	
		0.14	0.16	-0.13	-0.04	-0.02	-0.48	-0.35	0.42	0.25	0.02	0.57	-0.24	-0.44	0.15	
		-0.05	-0.13	-0.10	0.05	0.13	-0.27	-0.07	0.77	0.66	0.49	1.10	0.36	0.21	0.87	
9000 MHz	INTERCEPT (mV)	4888.8														
	SLOPE (mV/dB)	71.64														
		243	593	940	1307	1668	1998	2360	2764	3106	3449	3859	4164	4500	4896	
		11	3	-9	0	3	-25	-21	24	8	-7	45	-8	-31	7	
		0.15	0.04	-0.12	0.00	0.04	-0.35	-0.30	0.34	0.11	-0.10	0.63	-0.12	-0.43	0.10	
		-0.01	-0.10	-0.23	-0.08	-0.01	-0.38	-0.30	0.37	0.17	-0.01	0.74	0.02	-0.27	0.29	
10000 MHz	INTERCEPT (mV)	4903														
	SLOPE (mV/dB)	72.13														
		230	571	926	1298	1660	1991	2357	2762	3111	3464	3861	4174	4513	4905	
		15	-4	-10	1	3	-27	-21	23	11	4	40	-8	-29	2	
		0.21	-0.06	-0.14	0.02	0.04	-0.37	-0.30	0.32	0.16	0.05	0.55	-0.11	-0.41	0.03	
		-0.19	-0.40	-0.42	-0.20	-0.12	-0.48	-0.34	0.34	0.24	0.20	0.77	0.16	-0.08	0.42	
11000 MHz	INTERCEPT (mV)	4888.5														
	SLOPE (mV/dB)	72.37														
		215	534	906	1263	1626	1965	2324	2741	3098	3445	3847	4159	4498	4889	
		31	-12	-2	-7	-6	-29	-32	24	19	4	44	-6	-29	1	
		0.42	-0.17	-0.03	-0.10	-0.08	-0.44	0.33	0.26	0.05	0.61	-0.08	-0.40	0.01		
		-0.40	-0.92	-0.70	-0.69	-0.60	-0.84	-0.80	0.05	0.06	-0.07	0.57	-0.05	-0.29	0.19	
12000 MHz	INTERCEPT (mV)	4873.8														
	SLOPE (mV/dB)	71.40														
		236	590	941	1306	1665	1999	2362	2757	3098	3428	3842	4150	4490	4882	
		3	0	-6	2	4	-19	-13	25	9	-18	39	-10	-27	8	
		0.05	0.00	-0.08	0.03	0.06	-0.26	-0.18	0.35	0.13	-0.25	0.55	-0.14	-0.38	0.11	
		-0.11	-0.14	-0.21	-0.09	-0.05	-0.36	-0.27	0.27	0.06	-0.31	0.50	-0.18	-0.41	0.10	
13000 MHz	INTERCEPT (mV)	4885.5														
	SLOPE (mV/dB)	70.77														
		272	641	978	1357	1716	2045	2415	2780	3123	3455	3859	4163	4499	4894	
		-14	2	-15	10	15	-10	6	18	7	-15	35	-15	-33	9	
		-0.19	0.02	-0.22	0.14	0.21	-0.14	0.09	0.25	0.10	-0.21	0.50	-0.21	-0.46	0.12	
		0.40	0.58	0.31	0.63	0.66	0.28	0.47	0.60	0.41	0.07	0.74	0.01	-0.28	0.26	
14000 MHz	INTERCEPT (mV)	4906.4														
	SLOPE (mV/dB)	71.20														
		271	642	978	1353	1713	2045	2415	2779	3131	3468	3874	4185	4523	4916	
		-7	8	-12	7	11	-13	1	9	5	-14	36	-9	-27	10	
		-0.10	0.11	-0.17	0.09	0.15	-0.19	0.01	0.12	0.07	-0.20	0.50	-0.13	-0.38	0.13	
		0.39	0.59	0.31	0.57	0.62	0.28	0.47	0.58	0.52	0.25	0.95	0.31	0.06	0.57	
15000 MHz	INTERCEPT (mV)	4862														
	SLOPE (mV/dB)	70.65														
		255	624	963	1338	1699	2031	2400	2753	3094	3430	3844	4143	4477	4870	
		-15	1	-13	9	16	-5	11	11	-2	-19	42	-12	-32	8	
		-0.21	0.02	-0.19	0.12	0.23	-0.07	0.15	0.15	-0.02	-0.27	0.59	-0.18	-0.45	0.11	
		0.16	0.34	0.10	0.36	0.43	0.09	0.26	0.22	0.00	-0.28	0.53	-0.28	-0.59	-0.07	
16000 MHz	INTERCEPT (mV)	4846.3														
	SLOPE (mV/dB)	69.92														
		277	648	981	1361	1723	2053	2424	2775	3100	3422	3828	4122	4461	4861	
		-25	-3	-20	11	23	3	25	26	2	-26	30	-25	-36	15	
		-0.35	-0.05	-0.28	0.15	0.33	0.05	0.35	0.37	0.02	-0.37	0.44	-0.36	-0.51	0.21	
		0.47	0.68	0.35	0.68	0.76	0.39	0.60	0.53	0.09	-0.39	0.30	-0.57	-0.81	-0.20	
17000 MHz	INTERCEPT (mV)	4872.3														
	SLOPE (mV/dB)	70.69														
		261	629	966	1339	1701	2056	2421	2786	3110	3426	3839	4143	4486	4887	
		-17	-2	-19	1	10	11	23	34	5	-33	27	-22	-33	15	
		-0.24	-0.03	-0.26	0.01	0.14	0.16	0.32	0.49	0.07	-0.46	0.38	-0.32	-0.46	0.21	
		0.25	0.41	0.14	0.37	0.45	0.44	0.56	0.68	0.23	-0.34	0.46	-0.28	-0.46	0.17	
18000 MHz	INTERCEPT (mV)	4815.3														
	SLOPE (mV/dB)	70.91														
		222	536	907	1266	1631	1976	2328	2719	3065	3368	3788	4084	4426	4833	
		16	-25	-8	-4	7	-3	-5	31	23	-29	36	-22	-35	18	
		0.23	-0.35	-0.11	-0.05	0.10	-0.04	-0.08	0.44	0.32	-0.41	0.51	-0.31	-0.49	0.25	
		-0.30	-0.90	-0.69	-0.65	-0.53	-0.69	-0.75	-0.26	-0.40	-1.15	-0.26	-1.10	-1.30	-0.59	
Flatness	+/- dB	0.44	0.80	0.53	0.69	0.68	0.64	0.70	0.51	0.53	0.82	0.68	0.73	0.76	0.73	
-65dBm mV-Out		277	Max	215	Min											





DC Offset= 0.022

Frequency

8000 MHz	INTERCEPT (mV)	4970.2
	SLOPE (mV/dB)	72.39

	-65	-60	-55	-50	-45	-40	-35	-30	-25	-20	-15	-10	-5	0
271	655	974	1351	1715	2037	2415	2822	3157	3518	3924	4231	4583	4992	
6	28	-15	0	2	-38	-22	24	-3	-4	40	-15	-25	22	
0.09	0.39	-0.20	0.00	0.03	-0.52	-0.30	0.32	-0.05	-0.06	0.55	-0.21	-0.35	0.30	
0.57	0.92	0.36	0.61	0.68	0.16	0.42	1.09	0.75	0.78	1.43	0.71	0.61	1.30	

RF Input Power (dBm)
Measured Value (mV)
Error (mV)
LINEARITY ERROR (dB)
ACCURACY ERROR (dB)

9000 MHz	INTERCEPT (mV)	4927.5
	SLOPE (mV/dB)	71.89

	-65	-60	-55	-50	-45	-40	-35	-30	-25	-20	-15	-10	-5	0
259	633	961	1332	1699	2023	2394	2797	3126	3477	3893	4202	4539	4942	
4	19	-13	-1	6	-29	-17	26	-4	-13	44	-7	-29	14	
0.06	0.26	-0.18	-0.02	0.09	-0.40	-0.24	0.36	-0.06	-0.18	0.61	-0.09	-0.40	0.20	
0.40	0.61	0.18	0.34	0.45	-0.03	0.13	0.74	0.32	0.21	1.00	0.30	0.00	0.61	

Measured Value (mV)
Error (mV)
LINEARITY ERROR (dB)
ACCURACY ERROR (dB)

10000 MHz	INTERCEPT (mV)	4928.8
	SLOPE (mV/dB)	72.28

	-65	-60	-55	-50	-45	-40	-35	-30	-25	-20	-15	-10	-5	0
246	609	943	1312	1679	2006	2373	2779	3120	3476	3887	4202	4542	4944	
15	17	-11	-3	3	-32	-28	18	-2	-7	42	-4	-25	15	
0.21	0.23	-0.15	-0.04	0.04	-0.44	-0.36	0.26	-0.03	-0.10	0.59	-0.06	-0.35	0.15	
0.22	0.28	-0.07	0.07	0.18	-0.27	-0.16	0.49	0.24	0.20	0.92	0.30	0.04	0.64	

Measured Value (mV)
Error (mV)
LINEARITY ERROR (dB)
ACCURACY ERROR (dB)

11000 MHz	INTERCEPT (mV)	4922
	SLOPE (mV/dB)	72.64

	-65	-60	-55	-50	-45	-40	-35	-30	-25	-20	-15	-10	-5	0
222	580	922	1278	1647	1984	2347	2763	3110	3468	3878	4193	4532	4933	
22	16	-5	-12	-6	-32	-33	20	4	-1	46	-3	-27	11	
0.30	0.23	-0.07	-0.17	-0.09	-0.45	-0.45	0.28	0.06	-0.02	0.63	-0.04	-0.37	0.15	
-0.11	-0.13	-0.36	-0.41	-0.27	-0.58	-0.52	0.27	0.10	0.08	0.79	0.18	-0.10	0.48	

Measured Value (mV)
Error (mV)
LINEARITY ERROR (dB)
ACCURACY ERROR (dB)

12000 MHz	INTERCEPT (mV)	4884.7
	SLOPE (mV/dB)	71.56

	-65	-60	-55	-50	-45	-40	-35	-30	-25	-20	-15	-10	-5	0
237	607	941	1305	1672	2002	2364	2756	3095	3423	3856	4164	4503	4902	
4	16	-8	-2	7	-20	-16	18	-1	-31	45	-5	-24	17	
0.05	0.22	-0.11	-0.03	0.10	-0.29	-0.23	0.25	-0.01	-0.43	0.62	-0.07	-0.33	0.24	
0.10	0.25	-0.10	-0.03	0.08	-0.33	-0.29	0.17	-0.11	-0.54	0.49	-0.22	-0.50	0.05	

Measured Value (mV)
Error (mV)
LINEARITY ERROR (dB)
ACCURACY ERROR (dB)

13000 MHz	INTERCEPT (mV)	4887.5
	SLOPE (mV/dB)	70.89

	-65	-60	-55	-50	-45	-40	-35	-30	-25	-20	-15	-10	-5	0
270	653	973	1347	1713	2039	2406	2767	3113	3439	3872	4172	4503	4904	
-10	19	-16	4	15	-13	0	6	-2	-31	48	-7	-30	16	
-0.14	0.27	-0.22	0.06	0.22	-0.18	-0.01	0.09	-0.03	-0.43	0.67	-0.09	-0.42	0.23	
0.56	0.89	0.35	0.55	0.65	0.19	0.30	0.32	0.14	-0.32	0.71	-0.11	-0.50	0.08	

Measured Value (mV)
Error (mV)
LINEARITY ERROR (dB)
ACCURACY ERROR (dB)

14000 MHz	INTERCEPT (mV)	4912.7
	SLOPE (mV/dB)	71.11

	-65	-60	-55	-50	-45	-40	-35	-30	-25	-20	-15	-10	-5	0
282	673	987	1363	1727	2055	2423	2776	3127	3452	3890	4202	4533	4935	
-9	27	-15	6	14	-13	-1	-4	-8	-39	44	0	-24	22	
-0.12	0.37	-0.21	0.08	0.20	-0.19	-0.01	-0.05	-0.11	-0.54	0.62	0.00	-0.34	0.31	
0.72	1.17	0.54	0.78	0.84	0.41	0.53	0.45	0.34	-0.14	0.96	0.30	-0.09	0.51	

Measured Value (mV)
Error (mV)
LINEARITY ERROR (dB)
ACCURACY ERROR (dB)

15000 MHz	INTERCEPT (mV)	4876.5
	SLOPE (mV/dB)	70.62

	-65	-60	-55	-50	-45	-40	-35	-30	-25	-20	-15	-10	-5	0
269	658	977	1355	1721	2047	2413	2755	3094	3425	3868	4168	4496	4894	
-17	19	-16	9	22	-5	8	-3	-17	-39	51	-2	-27	17	
-0.25	0.26	-0.22	0.13	0.32	-0.07	0.11	-0.04	-0.24	-0.55	0.72	-0.03	-0.39	0.25	
0.54	0.96	0.40	0.66	0.76	0.30	0.40	0.16	-0.12	-0.51	0.65	-0.17	-0.60	-0.06	

Measured Value (mV)
Error (mV)
LINEARITY ERROR (dB)
ACCURACY ERROR (dB)

16000 MHz	INTERCEPT (mV)	4845.5
	SLOPE (mV/dB)	69.90

	-65	-60	-55	-50	-45	-40	-35	-30	-25	-20	-15	-10	-5	0
276	663	982	1359	1726	2053	2419	2763	3092	3401	3841	4129	4462	4868	
-26	11	-19	8	26	3	20	14	-6	-47	44	-18	-34	22	
-0.37	0.16	-0.27	0.12	0.37	0.05	0.28	0.21	-0.09	-0.67	0.63	-0.25	-0.49	0.32	
0.64	1.03	0.47	0.72	0.83	0.38	0.48	0.27	-0.15	-0.85	0.28	-0.71	-1.08	-0.42	

Measured Value (mV)
Error (mV)
LINEARITY ERROR (dB)
ACCURACY ERROR (dB)

17000 MHz	INTERCEPT (mV)	4864.1
	SLOPE (mV/dB)	70.61

	-65	-60	-55	-50	-45	-40	-35	-30	-25	-20	-15	-10	-5	0
260	641	965	1339	1708	2039	2405	2760	3088	3398	3844	4145	4484	4895	
-15	13	-16	5	21	-1	12	14	-11	-54	39	-13	-27	31	
-0.21	0.19	-0.22	0.08	0.30	-0.01	0.17	0.20	-0.15	-0.76	0.55	-0.18	-0.38	0.44	
0.42	0.72	0.23	0.44	0.58	0.19	0.28	0.23	-0.21	-0.89	0.32	-0.49	-0.77	-0.05	

Measured Value (mV)
Error (mV)
LINEARITY ERROR (dB)
ACCURACY ERROR (dB)

18000 MHz	INTERCEPT (mV)	4830.1
	SLOPE (mV/dB)	71.41

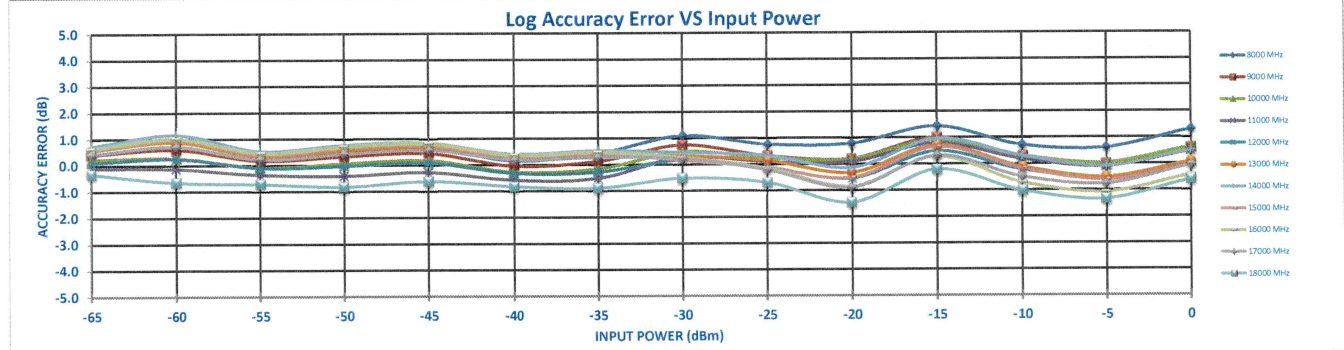
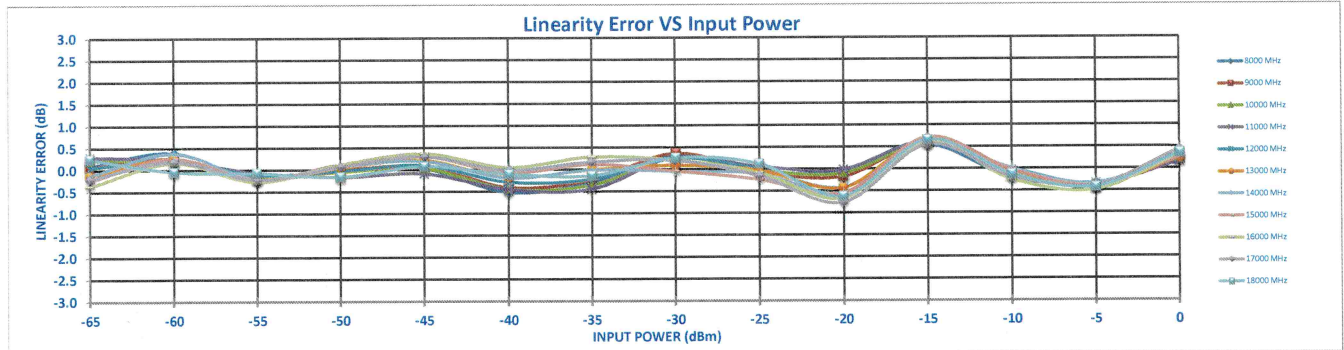
	-65	-60	-55	-50	-45	-40	-35	-30	-25	-20	-15	-10	-5	0
206	542	897	1248	1622	1966	2320	2706	3053	3357	3806	4107	4443	4855	
18	-3	-5	-11	6	-8	-11	18	8	-45	47	-9	-30	25	
0.25	-0.05	-0.07	-0.16	0.08	-0.11	-0.15	0.26	0.12	-0.63	0.66	-0.13	-0.42	0.35	
-0.33	-0.66	-0.71	-0.83	-0.62	-0.83	-0.90	-0.53	-0.69	-1.46	-0.21	-1.02	-1.34	-0.60	

Measured Value (mV)
Error (mV)
LINEARITY ERROR (dB)
ACCURACY ERROR (dB)

Flatness +/- dB

-65dBm mV-Out

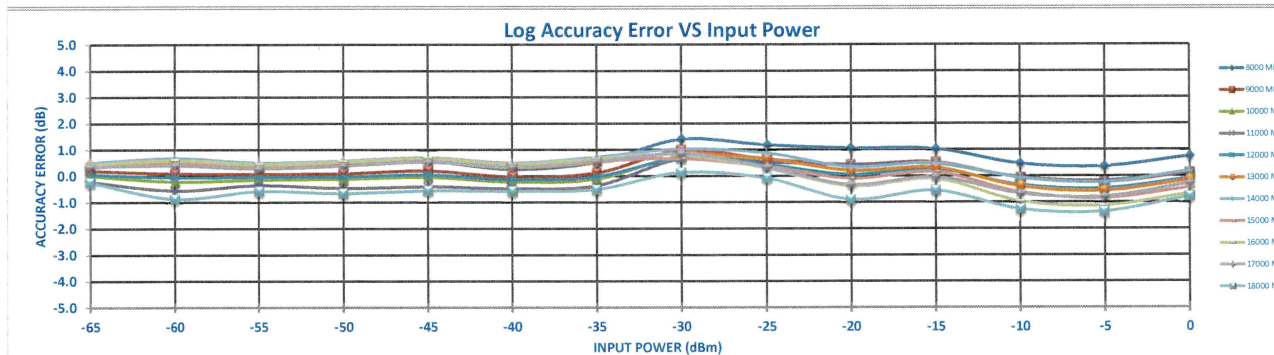
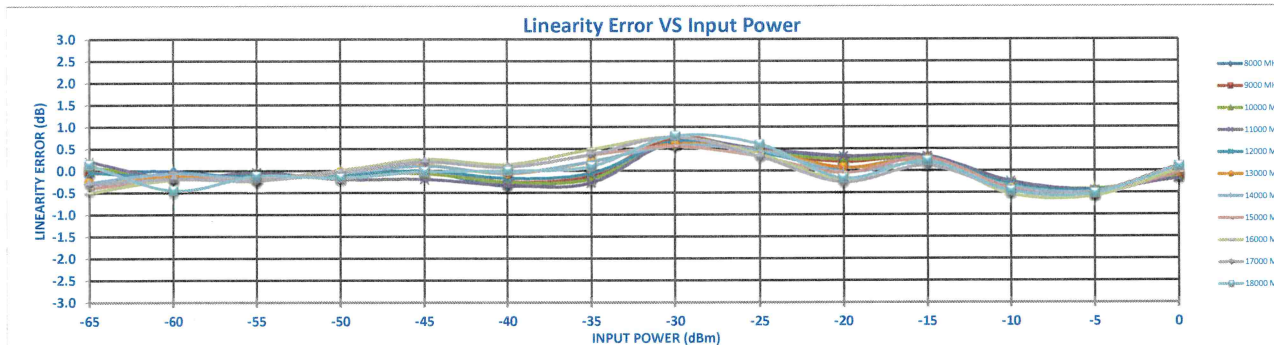
282	Max
206	Min





DC Offset= 0.049

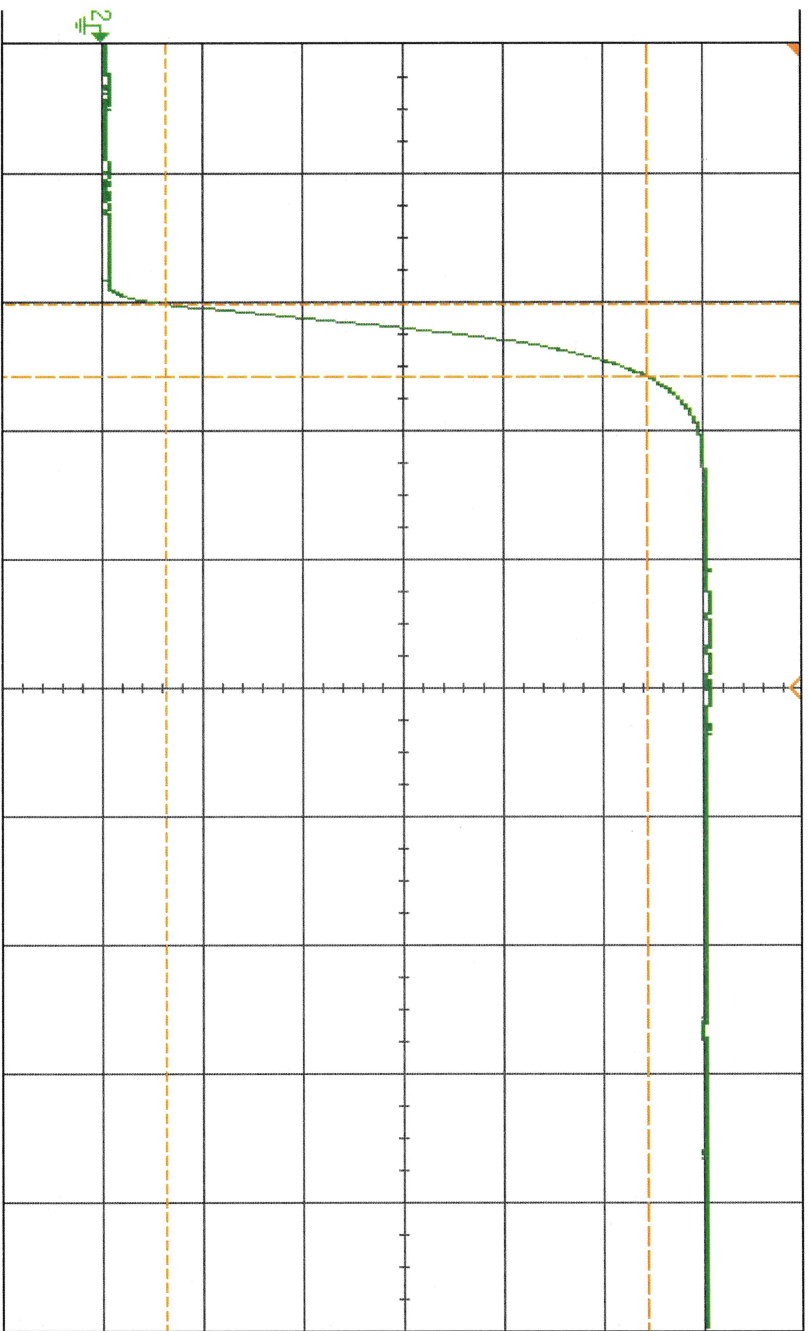
Frequency		-65	-60	-55	-50	-45	-40	-35	-30	-25	-20	-15	-10	-5	0	RF Input Power (dBm)
8000 MHz	INTERCEPT (mV)	244 598 937 1294 1650 1977 2344 2754 3087 3427 3774 4084 4425 4801														Measured Value (mV)
	SLOPE (mV/dB)	-4 0 -12 -6 -1 -25 -9 50 32 22 18 -23 -33 -8														Error (mV)
		-0.05 -0.01 -0.18 -0.09 -0.02 -0.36 -0.13 0.72 0.46 0.31 0.25 -0.33 -0.47 -0.11														LINEARITY ERROR (dB)
		0.40 0.48 0.34 0.46 0.56 0.25 0.52 1.40 1.17 1.05 1.02 0.47 0.36 0.75														ACCURACY ERROR (dB)
9000 MHz	INTERCEPT (mV)	230 571 919 1269 1625 1957 2316 2725 3050 3384 3739 4046 4383 4757														Measured Value (mV)
	SLOPE (mV/dB)	-1 -9 -9 -6 -1 -18 -8 53 29 14 20 -21 -33 -8														Error (mV)
		-0.01 -0.12 -0.13 -0.12 -0.01 -0.25 -0.11 0.76 0.41 0.20 0.29 -0.31 -0.48 -0.12														LINEARITY ERROR (dB)
		0.20 0.09 0.08 0.10 0.21 -0.03 0.11 0.98 0.64 0.43 0.52 -0.08 -0.24 0.12														ACCURACY ERROR (dB)
10000 MHz	INTERCEPT (mV)	217 550 904 1254 1608 1944 2300 2708 3043 3382 3735 4047 4387 4759														Measured Value (mV)
	SLOPE (mV/dB)	7 -11 -7 -5 -1 -19 -13 44 29 17 20 -19 -29 8														Error (mV)
		0.10 -0.15 -0.10 -0.11 -0.06 -0.27 -0.19 0.63 0.41 0.25 0.28 -0.27 -0.42 -0.11														LINEARITY ERROR (dB)
		0.01 -0.21 -0.13 -0.11 -0.04 -0.22 -0.11 0.74 0.54 0.40 0.46 -0.06 -0.19 0.15														ACCURACY ERROR (dB)
11000 MHz	INTERCEPT (mV)	201 526 889 1230 1583 1926 2282 2702 3042 3383 3736 4048 4387 4758														Measured Value (mV)
	SLOPE (mV/dB)	15 -13 -2 -14 -13 -23 -20 48 35 23 24 -17 -31 -12														Error (mV)
		-0.21 -0.18 -0.03 -0.20 -0.19 -0.33 -0.28 0.67 0.50 0.33 0.34 -0.24 -0.43 -0.17														LINEARITY ERROR (dB)
		-0.22 -0.55 -0.35 -0.46 -0.40 -0.48 -0.37 0.65 0.53 0.42 0.48 -0.05 -0.19 0.13														ACCURACY ERROR (dB)
12000 MHz	INTERCEPT (mV)	220 561 911 1260 1614 1950 2306 2704 3035 3357 3721 4027 4366 4742														Measured Value (mV)
	SLOPE (mV/dB)	-3 -10 -7 -6 0 -12 -4 48 29 3 20 -22 -31 -3														Error (mV)
		-0.04 -0.14 -0.11 -0.09 0.00 -0.17 -0.06 0.66 0.42 0.05 0.28 -0.32 -0.45 -0.04														LINEARITY ERROR (dB)
		0.06 -0.05 -0.03 -0.03 0.05 -0.13 -0.03 0.68 0.43 0.04 0.26 -0.35 -0.49 -0.10														ACCURACY ERROR (dB)
13000 MHz	INTERCEPT (mV)	245 599 938 1295 1650 1981 2344 2716 3051 3368 3725 4024 4360 4738														Measured Value (mV)
	SLOPE (mV/dB)	-18 -9 -14 -2 9 -5 14 41 32 4 17 -29 -37 -4														Error (mV)
		-0.27 -0.13 -0.21 -0.03 0.13 -0.07 0.20 0.60 0.46 0.06 0.25 -0.41 -0.54 -0.05														LINEARITY ERROR (dB)
		0.42 0.49 0.35 0.47 0.56 0.31 0.52 0.85 0.66 0.20 0.32 -0.39 -0.57 -0.15														ACCURACY ERROR (dB)
14000 MHz	INTERCEPT (mV)	252 612 949 1303 1660 1994 2358 2728 3066 3378 3737 4046 4383 4762														Measured Value (mV)
	SLOPE (mV/dB)	-19 -4 -13 -4 7 -4 14 39 31 -2 11 -25 -33 0														Error (mV)
		-0.27 -0.06 -0.18 -0.06 0.11 -0.06 0.21 0.56 0.46 -0.03 0.17 -0.36 -0.48 0.00														LINEARITY ERROR (dB)
		0.52 0.68 0.51 0.59 0.71 0.50 0.72 1.02 0.87 0.34 0.49 -0.08 -0.24 0.19														ACCURACY ERROR (dB)
15000 MHz	INTERCEPT (mV)	239 597 939 1296 1653 1986 2347 2703 3030 3347 3713 4008 4341 4718														Measured Value (mV)
	SLOPE (mV/dB)	-28 -12 -13 1 16 6 24 38 22 -4 20 -28 -38 -3														Error (mV)
		-0.41 -0.18 -0.19 0.02 0.23 0.09 0.35 0.55 0.32 -0.05 0.29 -0.41 -0.55 -0.05														LINEARITY ERROR (dB)
		0.33 0.46 0.37 0.49 0.61 0.38 0.56 0.66 0.35 -0.10 0.15 -0.62 -0.85 -0.44														ACCURACY ERROR (dB)
16000 MHz	INTERCEPT (mV)	247 607 945 1301 1659 1991 2354 2713 3026 3327 3695 3984 4321 4702														Measured Value (mV)
	SLOPE (mV/dB)	-34 -14 -16 0 18 10 33 52 25 -14 14 -37 -40 1														Error (mV)
		-0.50 -0.21 -0.24 0.00 0.27 0.15 0.49 0.77 0.37 -0.20 0.21 -0.54 -0.58 0.02														LINEARITY ERROR (dB)
		0.44 0.61 0.45 0.56 0.69 0.45 0.66 0.81 0.30 -0.39 -0.11 -0.97 -1.13 -0.67														ACCURACY ERROR (dB)
17000 MHz	INTERCEPT (mV)	241 593 933 1289 1648 1983 2346 2716 3028 3331 3700 4004 4345 4729														Measured Value (mV)
	SLOPE (mV/dB)	-22 -13 -15 -2 14 6 26 53 22 -18 8 -31 -33 8														Error (mV)
		-0.31 -0.18 -0.23 -0.04 0.20 0.08 0.37 0.77 0.32 -0.27 0.11 -0.46 -0.48 0.11														LINEARITY ERROR (dB)
		0.36 0.41 0.28 0.39 0.54 0.34 0.55 0.85 0.33 -0.33 -0.04 -0.68 -0.79 -0.28														ACCURACY ERROR (dB)
18000 MHz	INTERCEPT (mV)	199 504 873 1216 1572 1919 2272 2666 2999 3291 3664 3963 4305 4694														Measured Value (mV)
	SLOPE (mV/dB)	10 -31 -8 -11 -1 0 7 55 42 -12 15 -32 -36 7														Error (mV)
		0.14 -0.45 -0.12 -0.17 -0.02 -0.01 0.10 0.79 0.60 -0.18 0.21 -0.47 -0.52 0.10														LINEARITY ERROR (dB)
		-0.24 -0.87 -0.58 -0.66 -0.55 -0.58 -0.52 0.13 -0.09 -0.90 -0.55 -1.27 -1.36 -0.78														ACCURACY ERROR (dB)
Flatness	+/- dB	0.38 0.77 0.54 0.62 0.63 0.54 0.62 0.63 0.63 0.98 0.79 0.87 0.86 0.77														
	-65dBm mV-Out	252 Max 199 Min														



PL 53801
 Rise/settle @ 0 dbm

DSO-X 3024A, MW54490369, Fri Sep 05 14:59:28 2025

1 800V / 3 1.900ns 50.00ns / Stop f E 3.31V



Measurement Menu

- Source 2
- Type: Rise
- Add Measurement
- Settings
- Clear Meas
- Statistics

KEYSIGHT TECHNOLOGIES

Acquisition
 Averaging: 128
 4.00GSa/s

Channels

DC	1.00:1
DC	1.00:1
DC	1.00:1
DC	1.00:1

Measurements

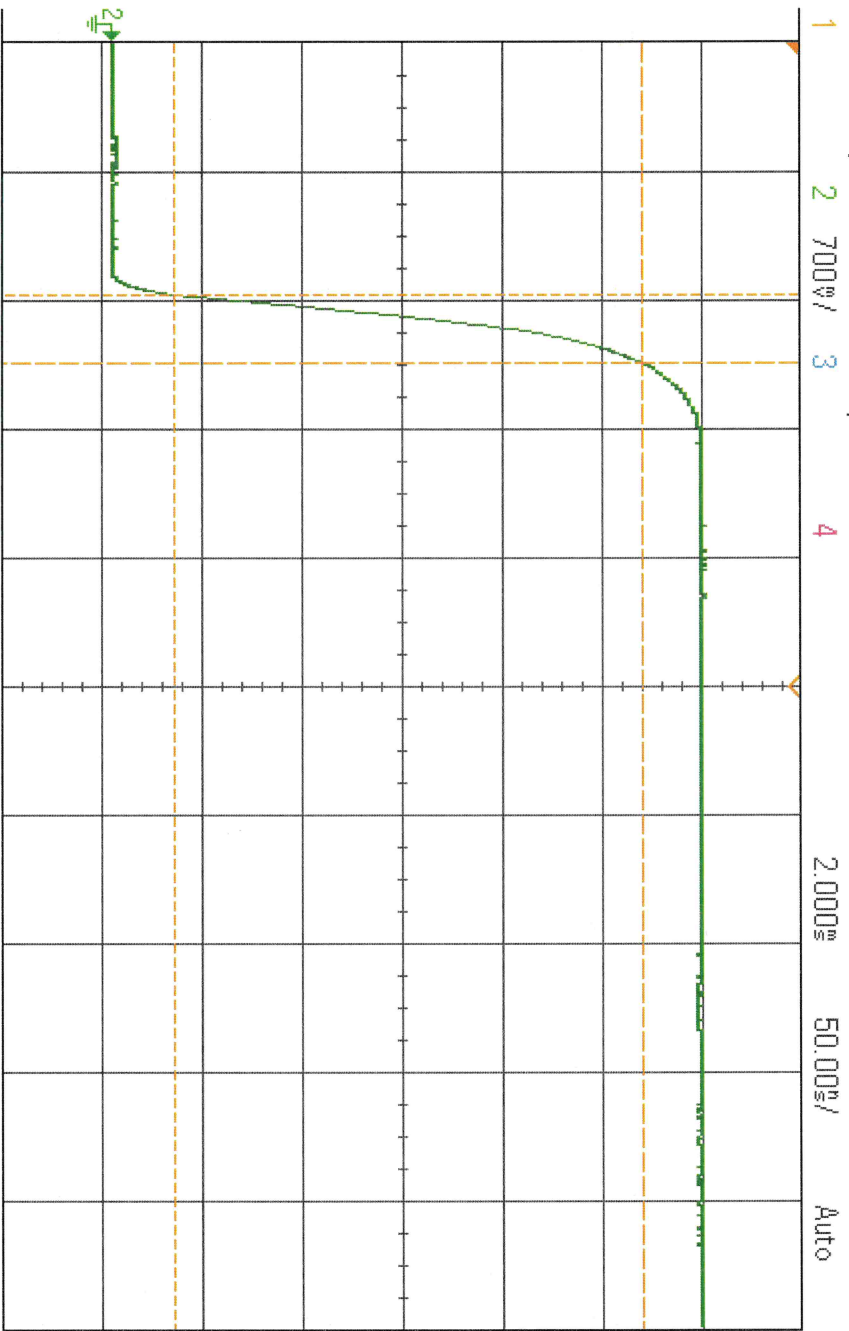
AC RMS - FS(2): 1.9393V

Fall(2): No edges

Rise(2): 27.8ns

PL53801
Rise / settling @ -10dbm

DSO-X 3024A, MW54490369, Wed Sep 10 12:27:23 2025



F E 3.39V

Acquisition ::
Averaging: 1B
4.00GSa/s

Channels ::

DC 1.00:1
DC 1.00:1
DC 1.00:1
DC 1.00:1

Measurements ::

Fall(2): No edges

AC RMS - FS(2): 1.6429V

Rise(2): 26.5ns

Save to file = pl53801_rise_sett_10

Format PNG

Save to USB

File Name

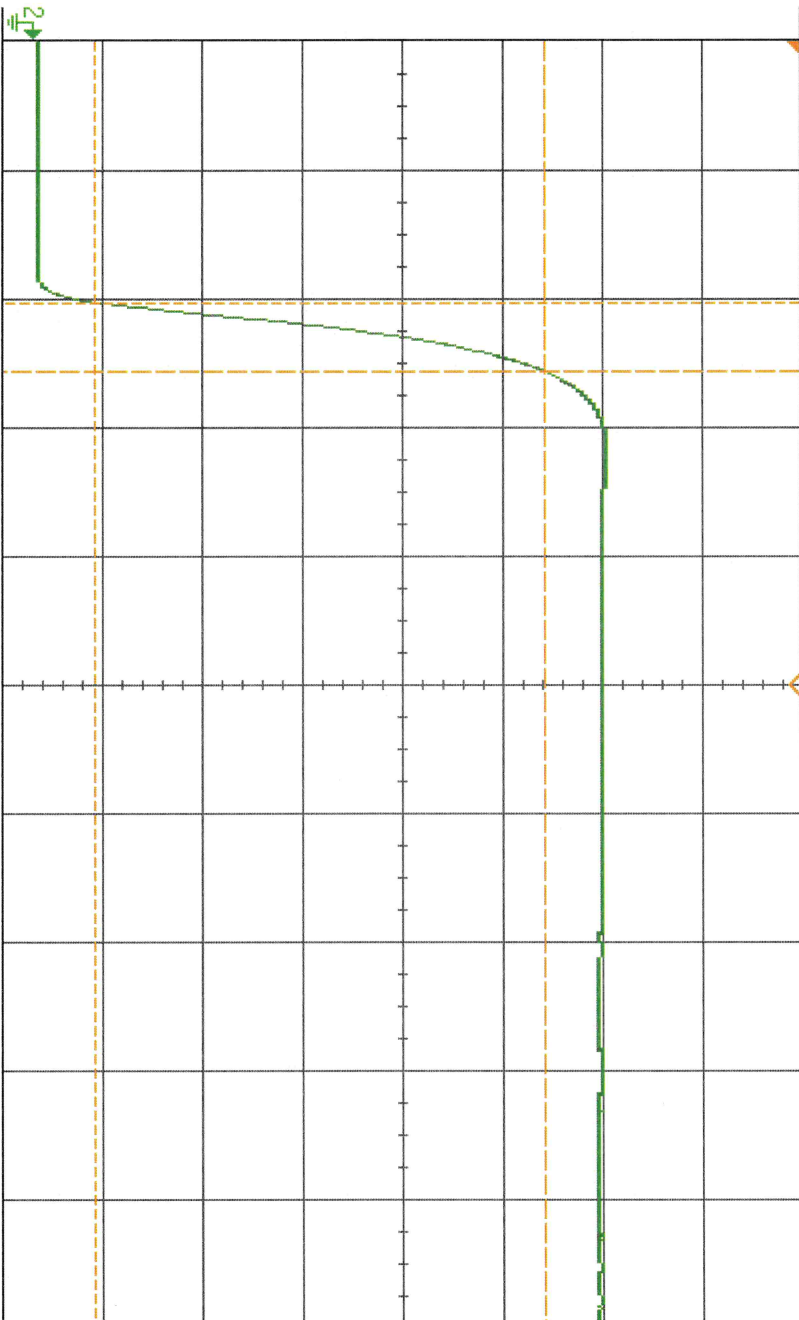
Settings

Press to Save

PL53801
 Rise/setting -20dbm

DSO-X 3024A, MW54490369, Fri Sep 05 15:05:55 2025

1 2 600ns / 3 4 1.900ns 50.00ns / Auto F E 3.31V



Measurement Menu

- Source
2
- Type:
Rise
- Add
Measurement
- Settings
- Clear Meas
- Statistics

KEYSIGHT TECHNOLOGIES

Acquisition ::
 Averaging: 128
 4.00GSa/s

Channels ::

DC	1.00:1
DC	1.00:1
DC	1.00:1
DC	1.00:1

Measurements ::

AC RMS - FS(2): 1.3697V

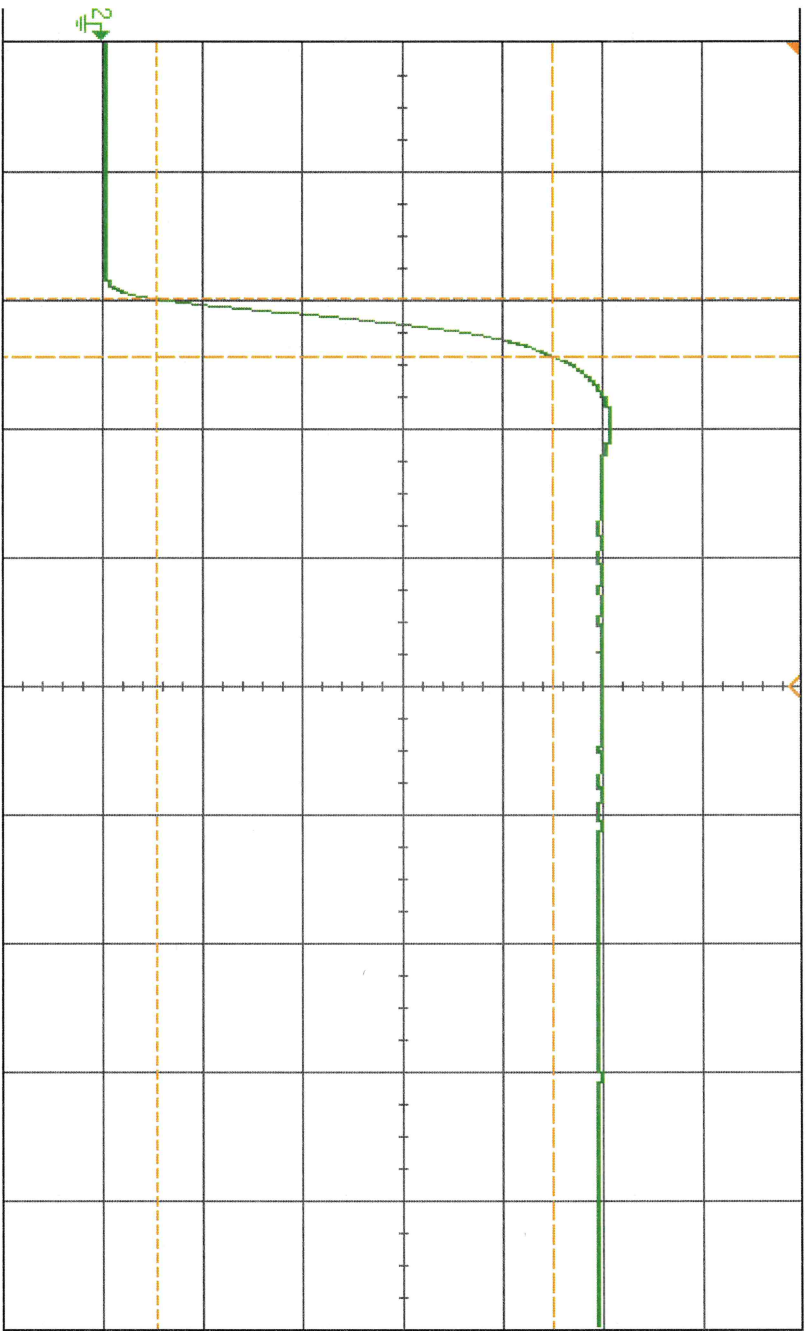
Fall(2): No edges

Rise(2): 27.0ns

PL53801
 Rise/setting @ -40dbm

DSO-X 3024A, MW54490369, Fri Sep 05 15:08:03 2025

1 2 400% / 3 4 1.900ms 50.00ns / Auto F E 3.31V



Measurement Menu

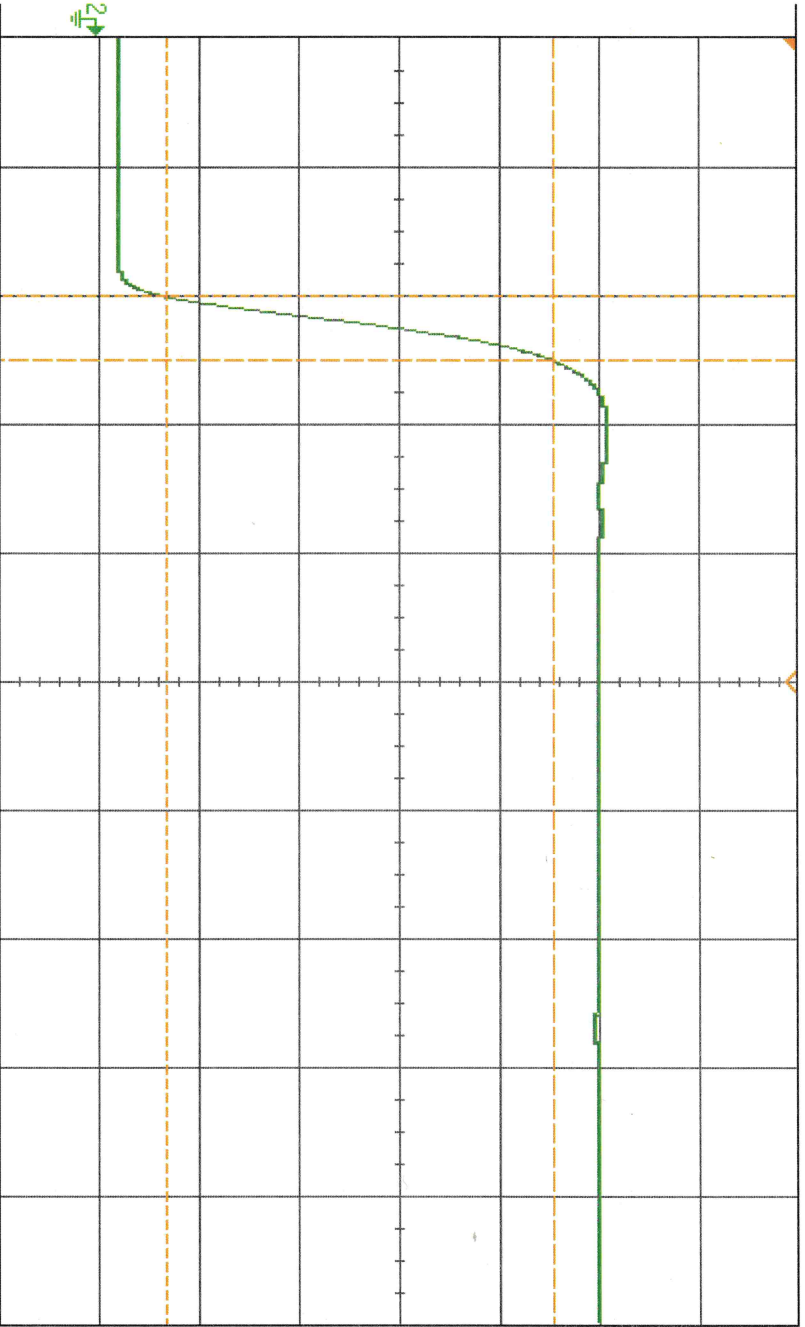
- Source 2
- Type: Rise
- Add Measurement
- Settings
- Clear Meas
- Statistics

KEYSIGHT TECHNOLOGIES	
Acquisition	128
Averaging: 128	
4.00GSa/s	
Channels	
DC	1.00:1
DC	1.00:1
DC	1.00:1
DC	1.00:1
Measurements	
AC RMS - FS(2):	795.77mV
Fall(2):	No edges
Rise(2):	22.0ns

PL53801
Rise/setting @ - 60dbm

DSO-X 3024A, MW54490369, Fri Sep 05 15:08:47 2025

1 2 120% / 3 4 1.900ms 50.00ns / Auto F E 3.31V



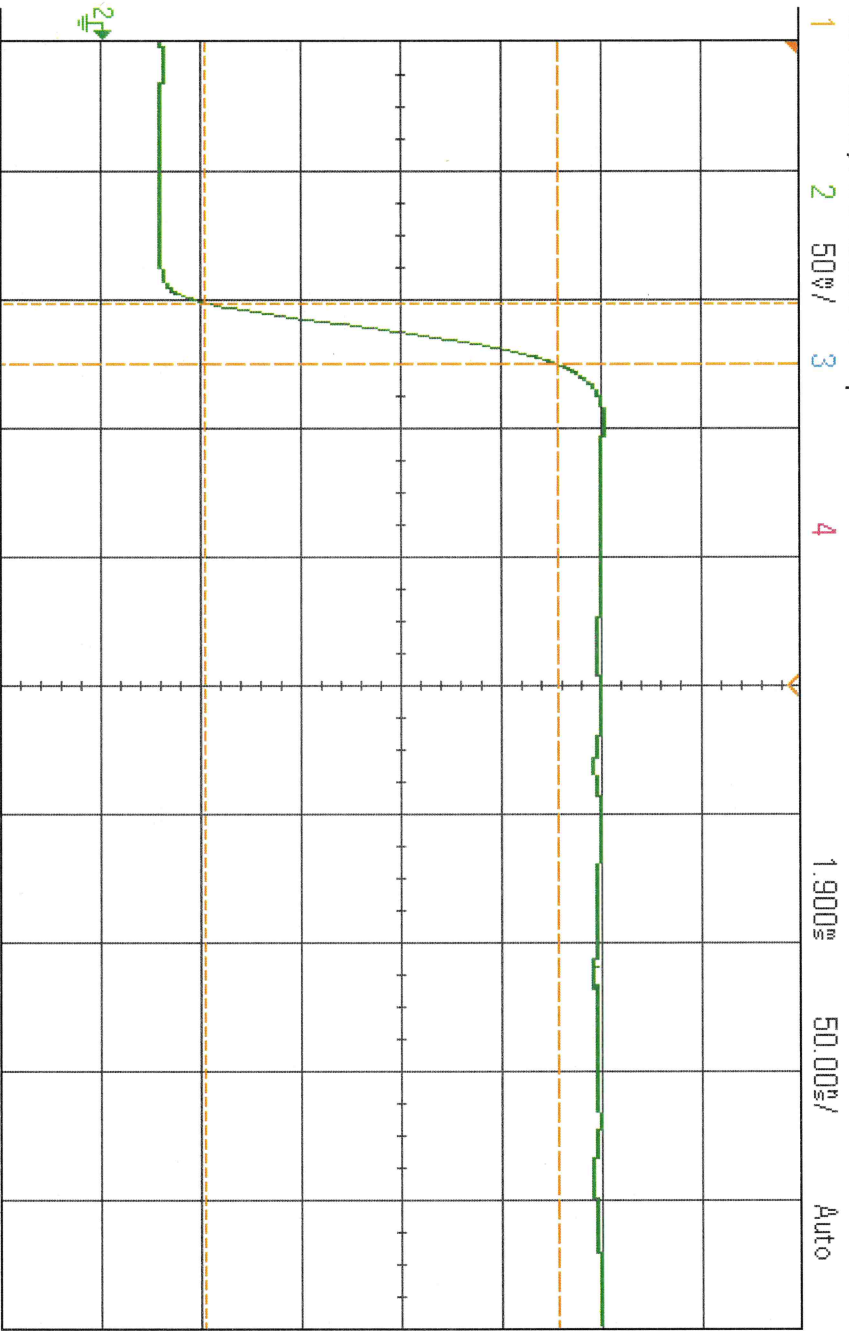
Measurement Menu

Source 2 Type: Rise Add Measurement Settings Clear Meas Statistics

KEYSIGHT TECHNOLOGIES
Acquisition ::
Averaging: 128
4.00GSa/s
Channels ::
DC 1.00:1
DC 1.00:1
DC 1.00:1
Measurements ::
AC RMS - FS(2): 233.66mV
Fall(2): No edges
Rise(2): 24.8ns

PL533801
 Rise/setting @ -65dbm

DSO-X 3024A, MW54490369, Fri Sep 05 15:09:44 2025



Acquire Menu
 Acq Mode Averaging

Avgs
 128

Segmented

KEYSIGHT TECHNOLOGIES

Acquisition ::
 Averaging: 128
 4.00GSa/s

Channels ::

DC	1.00:1
DC	1.00:1
DC	1.00:1
DC	1.00:1

Measurements ::

AC RMS - FS(2): 89.022mV

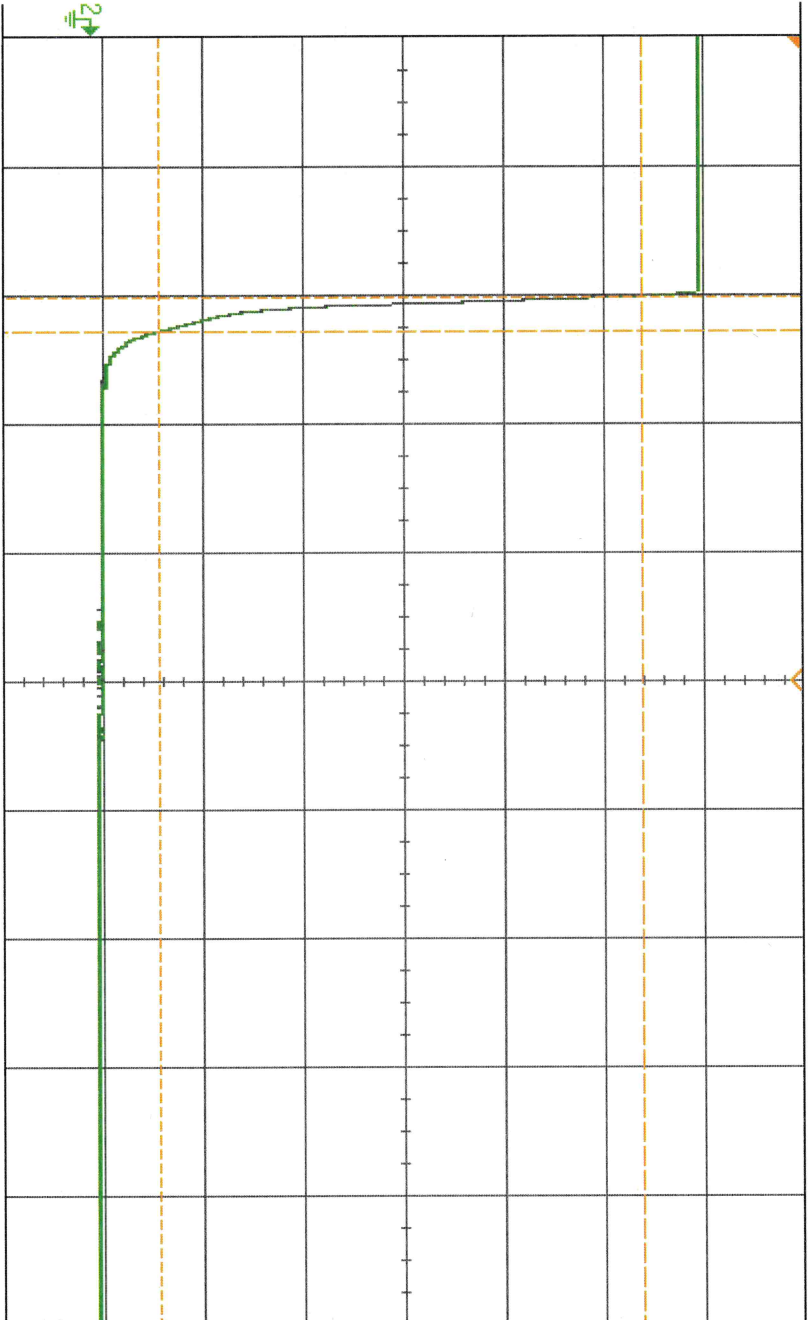
Fall(2): No edges

Rise(2): 23.8ns

PL53801
Recovery/Fall @ oddm

DSO-X 3024A, MW54490369, Fri Sep 05 15:14:31 2025

1 2 800V/ 3 4 1.952ms 500.0V/ Auto f E 3.31V



Measurement Menu

- Source 2
- Type: Fall
- Add Measurement
- Settings
- Clear Meas
- Statistics

KEYSIGHT TECHNOLOGIES

Acquisition ::
Averaging: 128
4.006Sa/s

Channels	
DC	1.00:1
DC	1.00:1
DC	1.00:1
DC	1.00:1

Measurements ::

Rise(2): No edges

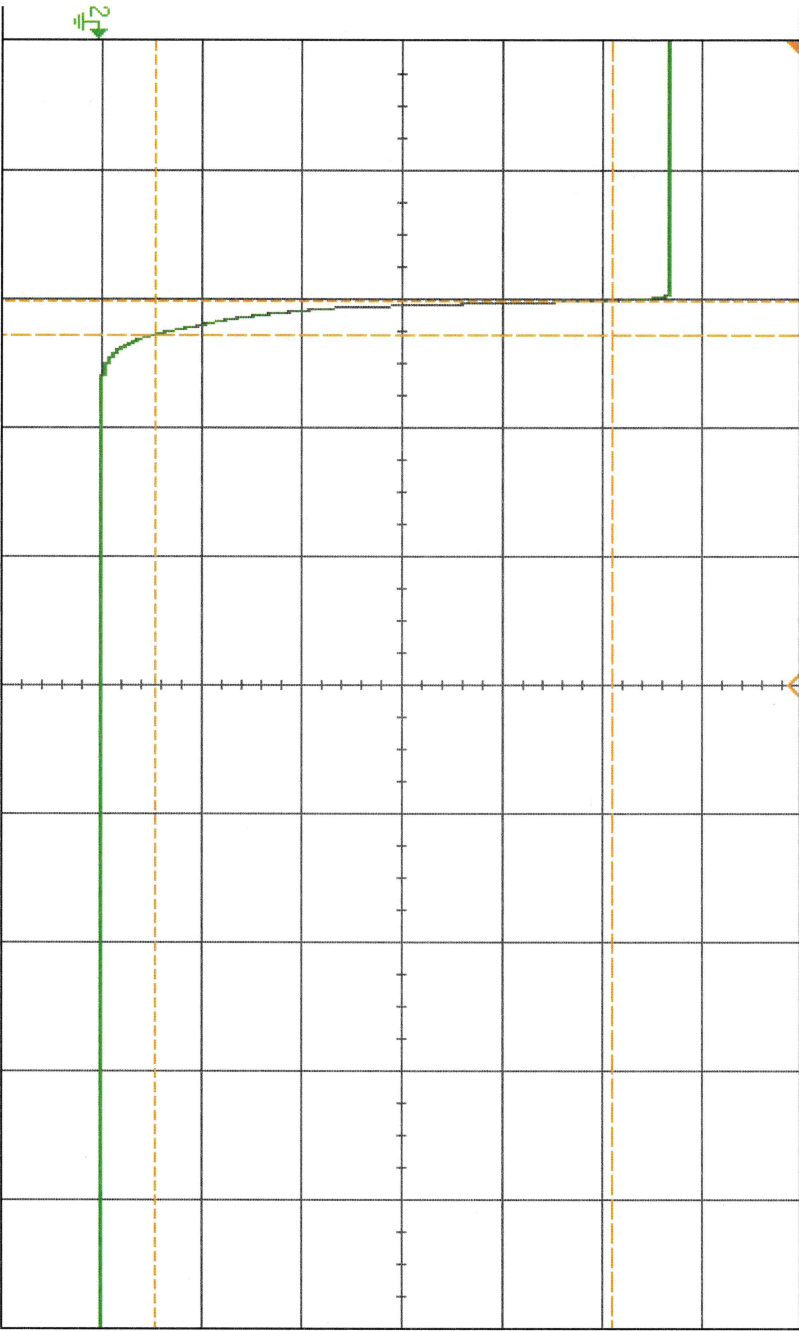
AC RMS - FS(2): 1.9315V

Fall(2): 133.8ns

PL53801
 Recovery / Fall @ -20dbm

DSO-X 3024A, MW54490369, Fri Sep 05 15:15:08 2025

1 2 800%/ 3 4 1.952µs 500.0%/ Auto F E 3.31V



Measurement Menu

- Source 2
- Type: Fall
- Add Measurement
- Settings
- Clear Meas
- Statistics

KEYSIGHT TECHNOLOGIES

Acquisition ::
 Averaging: 128
 4.00GSa/s

Channels ::

DC	1.00:1
DC	1.00:1
DC	1.00:1
DC	1.00:1

Measurements ::

Rise[2]: No edges

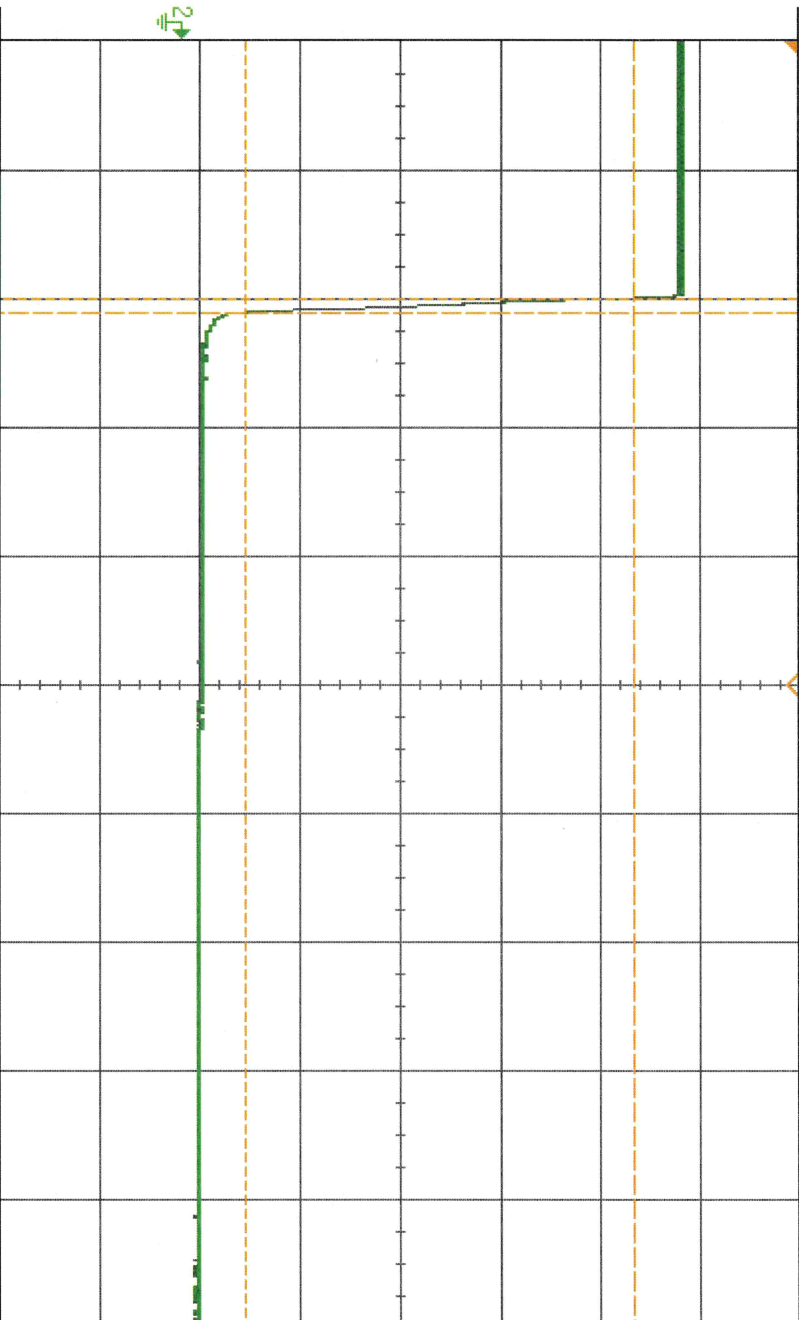
AC RMS - FS[2]: 1.3720V

Fall[2]: 131.9ns

PL53801
Recovery/Fall @ -40dbm

DSO-X 3024A, MW54490369, Fri Sep 05 15:19:20 2025

1 2 400% / 3 4 1.952µs 500.0%/ Auto f E 3.31V



Save to file = |PL53801_recovery_40

Spell

Enter

Delete Character

Increment

Press to Save

KEYSIGHT TECHNOLOGIES

Acquisition ::
Averaging: 128
4.00GSa/s

Channels ::

DC	1.00:1
DC	1.00:1
DC	1.00:1
DC	1.00:1

Measurements ::

Rise[2]: No edges

AC RMS - FS[2]: 774.79mV

Fall[2]: 54.7ns

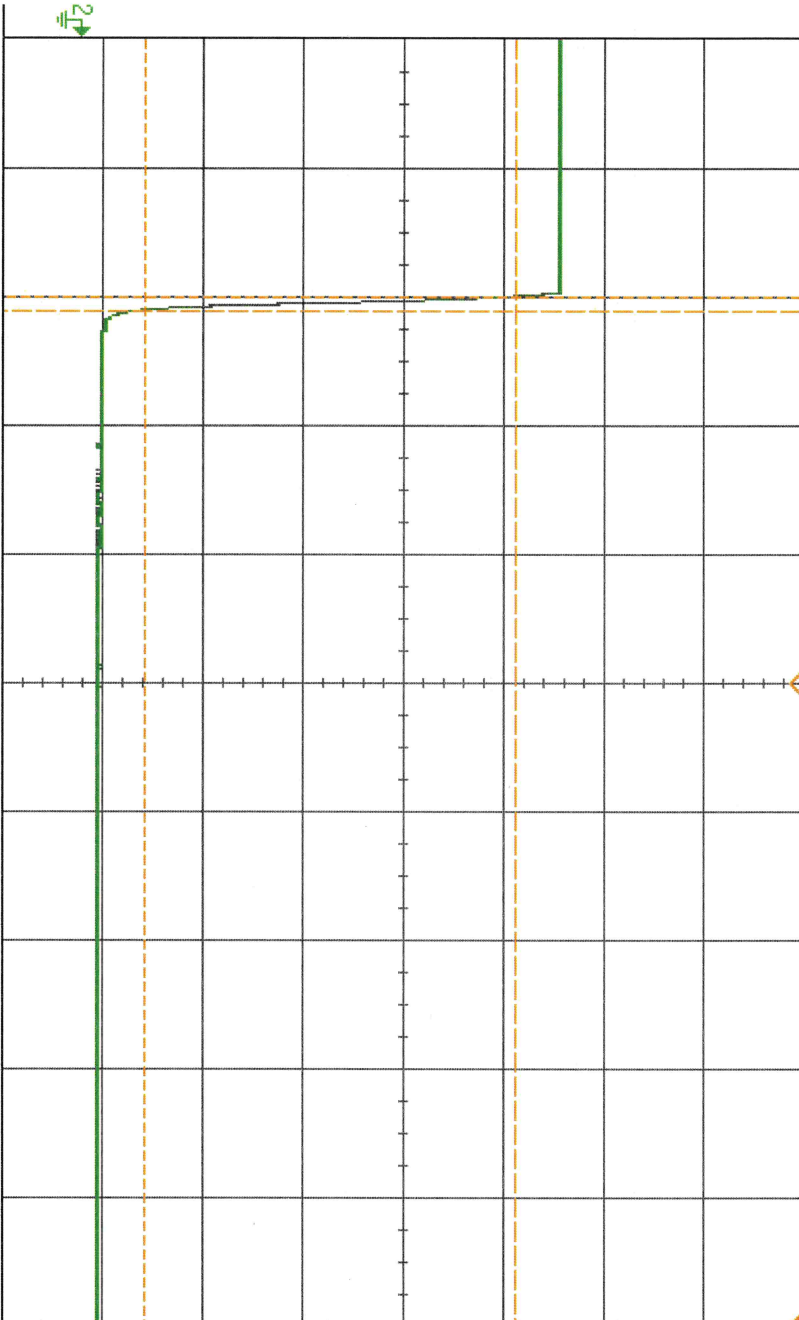
PL53801
 Recovery/Fall @ -50dbm

DSO-X 3024A, MW54490369, Mon Sep 08 11:11:24 2025

1 2 250mV 3 4

-48.29µ 500.0mV Auto

F E 3.31V



KEYSIGHT
 TECHNOLOGIES

Acquisition ::
 Averaging: 128
 4.00GSa/s

Channels ::

DC	1.00:1
DC	1.00:1
DC	1.00:1
DC	1.00:1

Measurements ::

Rise[2]: No edges

AC RMS - FS[2]: 463.19mV

Fall[2]: 53.1ns

- Help Menu
- Getting Started
- About Oscilloscope
- Language English
- Training Signals

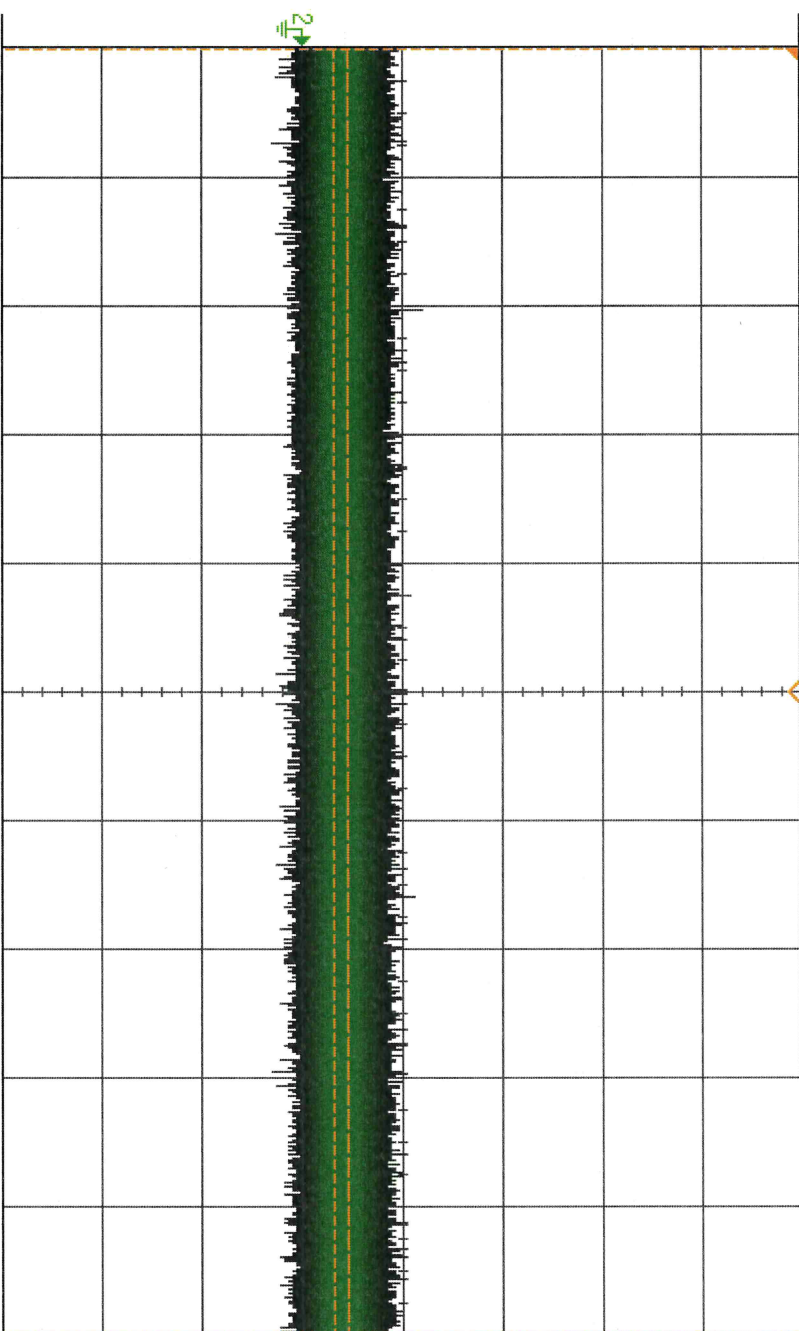
PL53801
RMS noise

DSO-X 3024A, MW54490369: Fri Sep 05 15:11:45 2025

1 2 98% / 3 4

1.900ns 200.0mV Auto

f E 3.31V



KEYSIGHT TECHNOLOGIES	
Acquisition	Normal
Channels	1.006Sa/s
DC	1.00:1
DC	1.00:1
DC	1.00:1
DC	1.00:1
Measurements	
Fall(2):	<93ns
Rise(2):	120ns
AC RMS - FS(2):	13.94mV

Measurement Menu

Source 2

Type: AC RMS - FS

Add Measurement

Settings

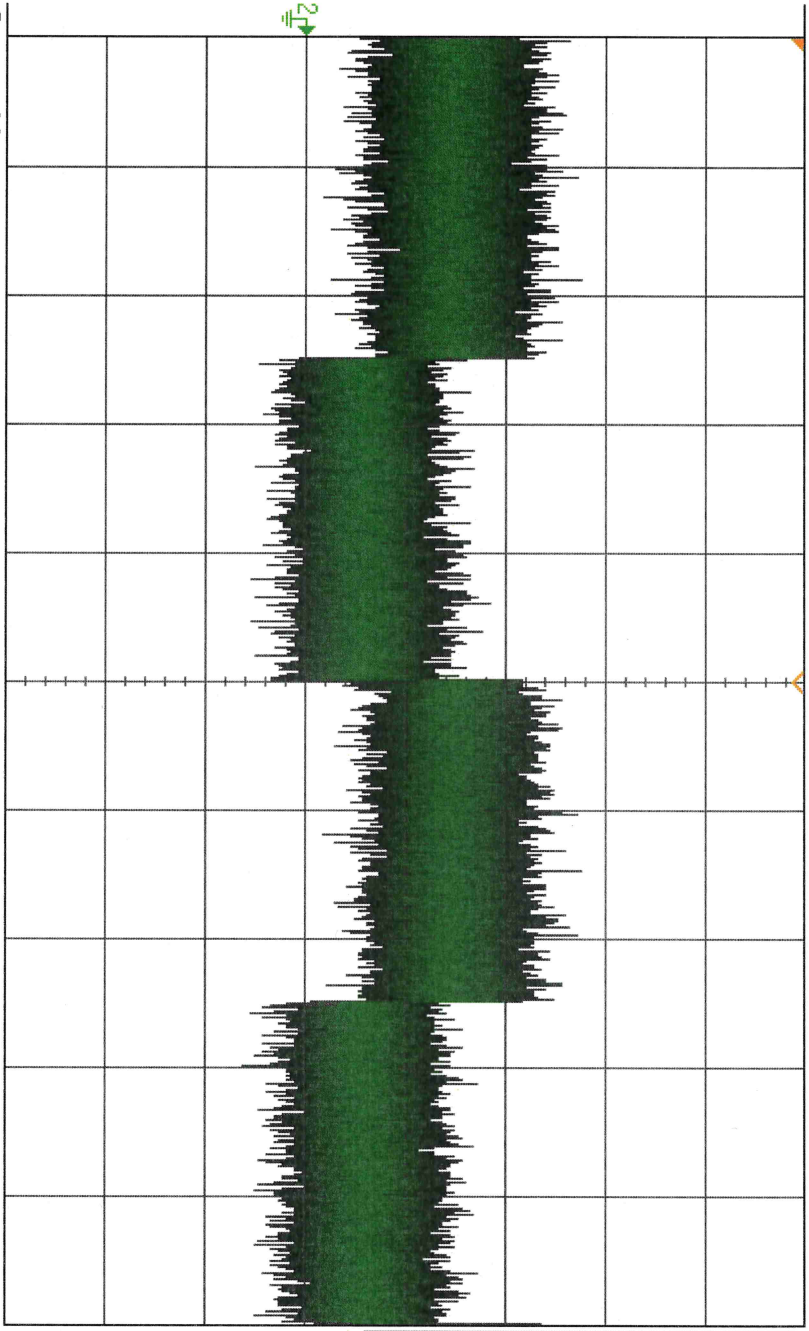
Clear Meas

Statistics

PL53801
TSS - 72 dbm

DSO-X 3024A, MY54490369, Fri Sep 05 15:10:37 2025

1 2 50% / 3 4 1.900µs 20.00µs / Auto F E 3.31V



KEYSIGHT
TECHNOLOGIES

Acquisition ::
Normal
4.00GSa/s

Channels ::

DC	1.00:1
DC	1.00:1
DC	1.00:1
DC	1.00:1

Cursors Menu
Mode
Off

To turn on cursors, press the [Cursors] key on the front panel.

PL53801
CW Immune @ -40dbm

DSO-X-3024A, MW54490369: Mon Sep 08 12:41:23 2025

1 2 500% / 3 4

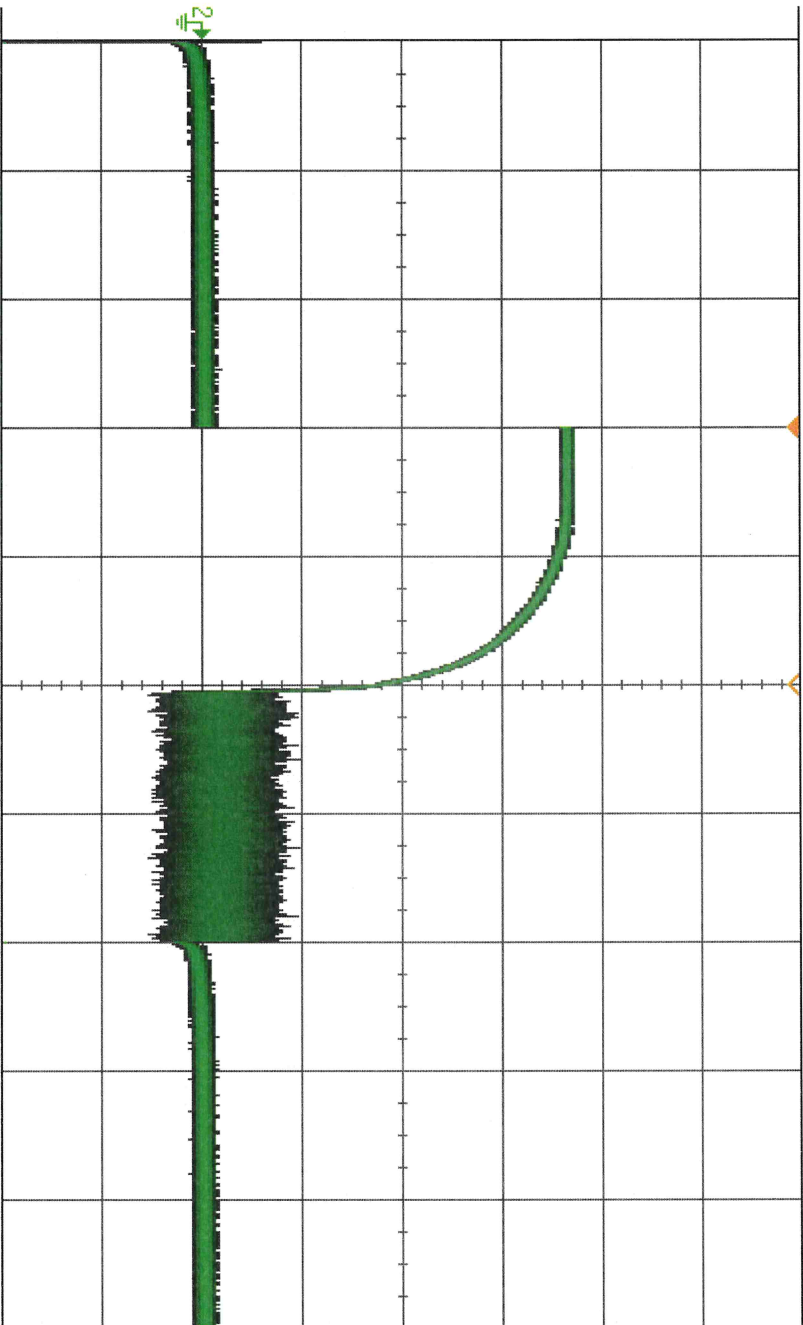
2.000ms

1.000ms/

Auto

f E

3.39V



KEYSIGHT TECHNOLOGIES	
Acquisition	:
Normal	:
200MSa/s	:
Channels	:
DC	1.00:1
DC	1.00:1
DC	1.00:1
DC	1.00:1

Save to file = pl53801_cw Immune_40

Format PNG

Save to USB

File Name


Settings

Press to Save

PL53801
CW Immune @ -50dbm

DSO-X 3024A, MY54490369, Mon Sep 08 12:41:42 2025

1 2 500% / 3 4 2.000ms 1.000ms / Auto F E 3.39V



Channels	Settings
DC	1.00:1
DC	1.00:1
DC	1.00:1
DC	1.00:1

Save to file = PL53801_cw Immune_50

Format PNG

Save to USB

File Name

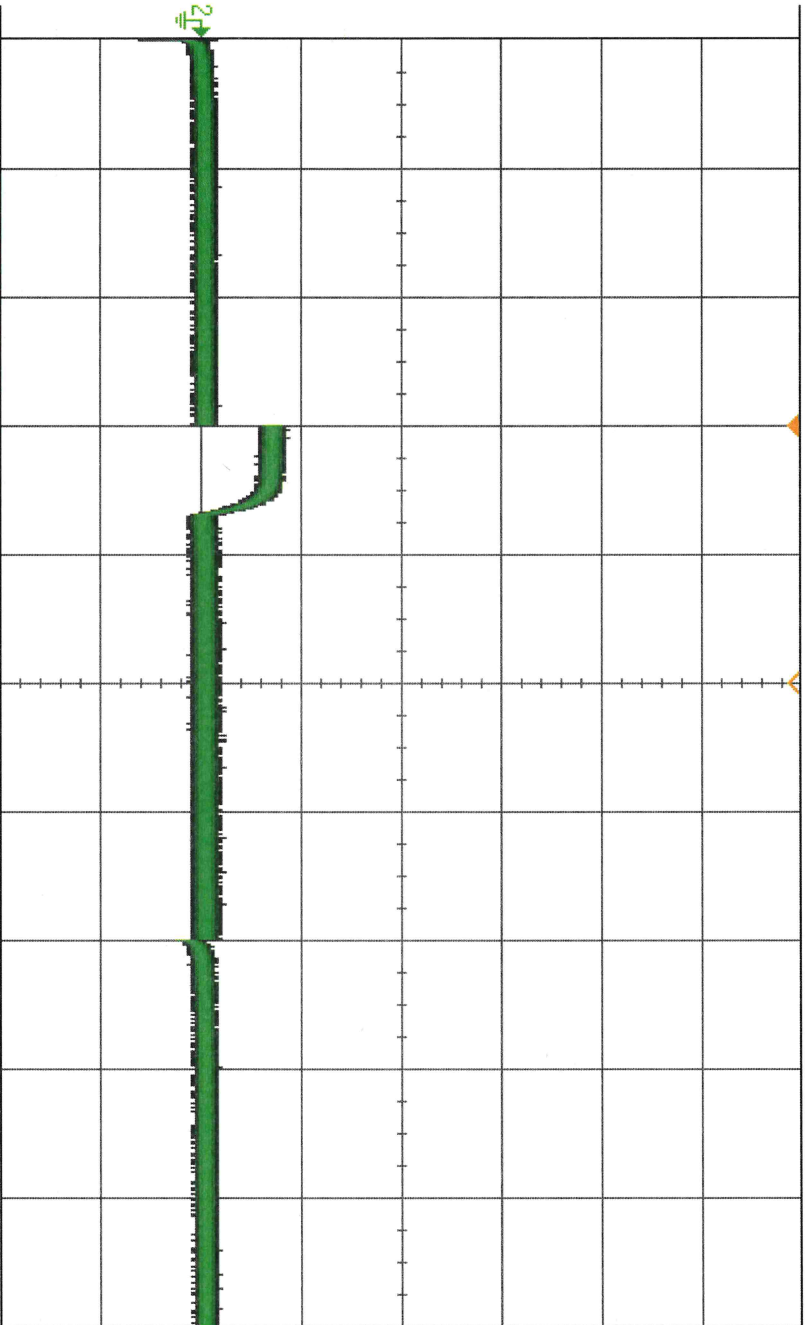
Settings

Press to Save

PL53801
CW Immune @ -65dbm

DSO-X 3024A, MW54490369: Mon Sep 08 12:42:03 2025

1 2 500% / 3 4 2.000ms 1.000ms / Auto f E 3.39V



Channels	DC	DC	DC	DC
1	1.00:1	1.00:1	1.00:1	1.00:1
2	1.00:1	1.00:1	1.00:1	1.00:1

Save to file = pl53801_cw Immune_60

Format PNG

Save to USB

File Name

Settings

Press to Save