

MODEL: GMDA-D1005-08R11R44

S/N: PL54832

DATE:

8/29/2025

NOTE: ALL VIDEO OUTPUT MEASUREMENTS ARE MADE WITH 75 OHMS VIDEO LOAD

3. FLATNESS

Specification: 50mV Max
Measurement: @-35dBm Input

System Flatness = 0.22 dB (See attached plot)

Vp-p = 31 mV (See attached plot)

Flatness = Vp-p - (System Flatness x 25)

Flatness = 25.575 mV Pass X Fail

4. MAXIMUM OUTPUT VOLTAGE

Specification: +2.5v Max

Measurement: 1.916v Pass X Fail

5. INPUT VSWR

Specification: 2.0:1 Max

Measurement @-20dBm input (See attached plot)

VSWR: 1.628:1 Pass X Fail

6. VIDEO RISE TIME

Specification: 30ns Max

Measurement: Freq = 1.125 GHz, RF Input -35dBm, PW = 1us, PRF 100KHz

Rise Time: 17.4ns Pass X Fail

7. LEADING AND TRAILING EDGE

Specification: Per figure 5 on product feature 27041580

Pass X Fail

8. REVERSE SHOOT AND SLOPE REVERSE

Specification: Per figure 6 on product feature 27041580

Pass X Fail

9. RECOVERY TIME

Specification: 500ns Max

Measurement: 101.2ns Pass X Fail

Table with 5 columns: PMI logo, SIZE (A), SCALE, CAGE CODE (71A34), DWG. NO. (27641800), REVISION (A2), SHEET 3 OF 10

MODEL: GMDA-D1005-08R11R44

S/N: PL54832

DATE:

8/29/2025

NOTE: ALL VIDEO OUTPUT MEASUREMENTS ARE MADE WITH 75 OHMS VIDEO LOAD

10. THROUGHPUT TIME

Specification: 30ns Max

Measurement: Freq 1.125 GHz, PW = 100ns, PRF = 100KHz

-35dBm Input: 17ns Pass X Fail _____

11. OFFSET VOLTAGE

Specification: +/- 50mV Max

25 C Measurement: 6 mV Pass X Fail _____

-54 C Measurement: -23 mV Pass X Fail _____

85 C Measurement: 28 mV Pass X Fail _____

12. DC POWER

Specification: +12V to +15.5V, 300mA Max

-12V to +15.5V, 150mA Max

Measurement: +15.5V @ 150 mA Pass X Fail _____

-15.5V @ 60 mA Pass X Fail _____

13. VISUAL AND MECHANICAL INSPECTION

Specification: Per PMI product feature 27041580

Finish: Pass X Fail _____

Dimensions: Pass X Fail _____

Marking and Identification: Pass X Fail _____

Torque Cover Screws to 1.2 in/lb. Inspect screws per criteria in Figure 1-A. on Traveler

TBD: Pass X Fail _____

Tested by: Joshua Monley.

Date: 8/29/2025

QA: ^{PMI}QA3 / K. Klummen

Date: 8-29-25

	SIZE	CAGE CODE	DWG. NO.	REVISION
	A	71A34	27641800	A2
	SCALE			SHEET 4 OF 10

LOG TRANSFER WITH FREQUENCY
 MODEL: GMDA-D1005-08R11R44
 TESTED BY: Joshua Monley.
 TEST DATE: 08/28/2025
 SERIAL NO: PL54832
 TEST TEMP: +25C

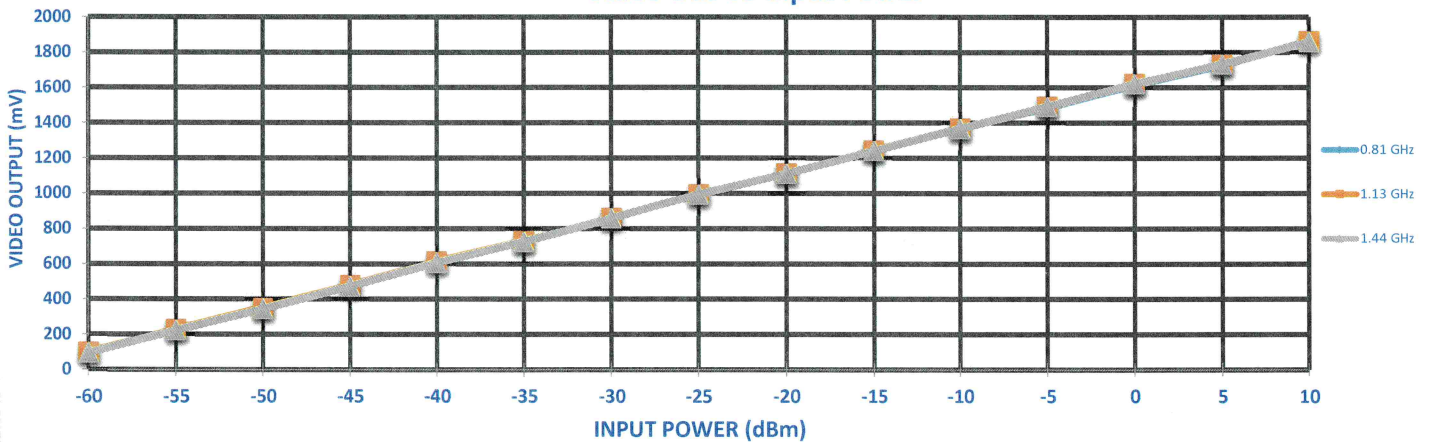


PLANAR MONOLITHICS INDUSTRIES
 4921 Robert J. Mathews Parkway, Suite 1
 El Dorado Hills, CA 95762
 Phone: 916-542-1401 Fax: 301-662-1731
 Email: sales@pmi-rf.com | www.pmi-rf.com

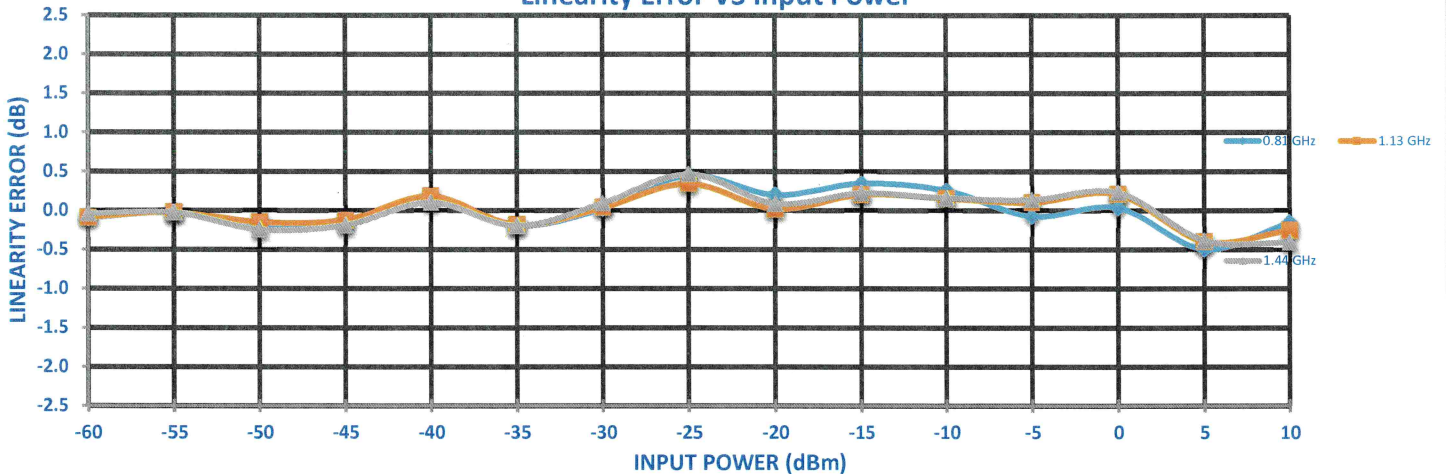
Vos = -0.006

Frequency		-60	-55	-50	-45	-40	-35	-30	-25	-20	-15	-10	-5	0	5	10	RF Input Power (dBm)	
0.81 GH	INTERCEPT (mV)	1611	93	221	343	470	604	722	854	991	1111	1241	1365	1483	1612	1725	1860	Measured Value (mV)
	SLOPE (mV/dB)	25.3	-2	-1	-5	-4	3	-5	1	11	5	9	6	-2	1	-13	-4	Error (mV)
			-0.10	-0.03	-0.20	-0.17	0.13	-0.20	0.03	0.45	0.20	0.34	0.25	-0.08	0.03	-0.50	-0.15	LINEARITY ERROR (dB)
1.13 GH	INTERCEPT (mV)	1616	98	226	349	476	610	727	859	993	1111	1242	1367	1492	1621	1732	1862	Measured Value (mV)
	SLOPE (mV/dB)	25.3	-2	-1	-4	-3	5	-5	1	9	0	5	4	3	5	-10	-6	Error (mV)
			-0.09	-0.02	-0.15	-0.13	0.18	-0.19	0.04	0.34	0.01	0.20	0.15	0.10	0.21	-0.40	-0.25	LINEARITY ERROR (dB)
1.44 GH	INTERCEPT (mV)	1615	95	222	343	471	605	724	858	994	1111	1241	1366	1492	1621	1732	1858	Measured Value (mV)
	SLOPE (mV/dB)	25.3	-1	-1	-6	-5	3	-5	2	12	2	6	4	3	6	-10	-10	Error (mV)
			-0.04	-0.03	-0.25	-0.19	0.10	-0.20	0.09	0.47	0.09	0.22	0.16	0.14	0.23	-0.38	-0.41	LINEARITY ERROR (dB)
Flatness +/-dB		0.1	0.1	0.1	0.1	0.1	0.1	0.1	0.1	0	0	0	0.2	0.2	0.1	0.1		

Video Out VS Input Power



Linearity Error VS Input Power



SIZE
A
SCALE

CAGE CODE
71A34

DWG. NO.
27641800

REVISION A2

SHEET 5 OF 10

LOG TRANSFER WITH FREQUENCY
 MODEL: GMDA-D1005-08R11R44
 TESTED BY: Joshua Monley.
 TEST DATE: 08/28/2025
 SERIAL NO: PL54832
 TEST TEMP: -54C

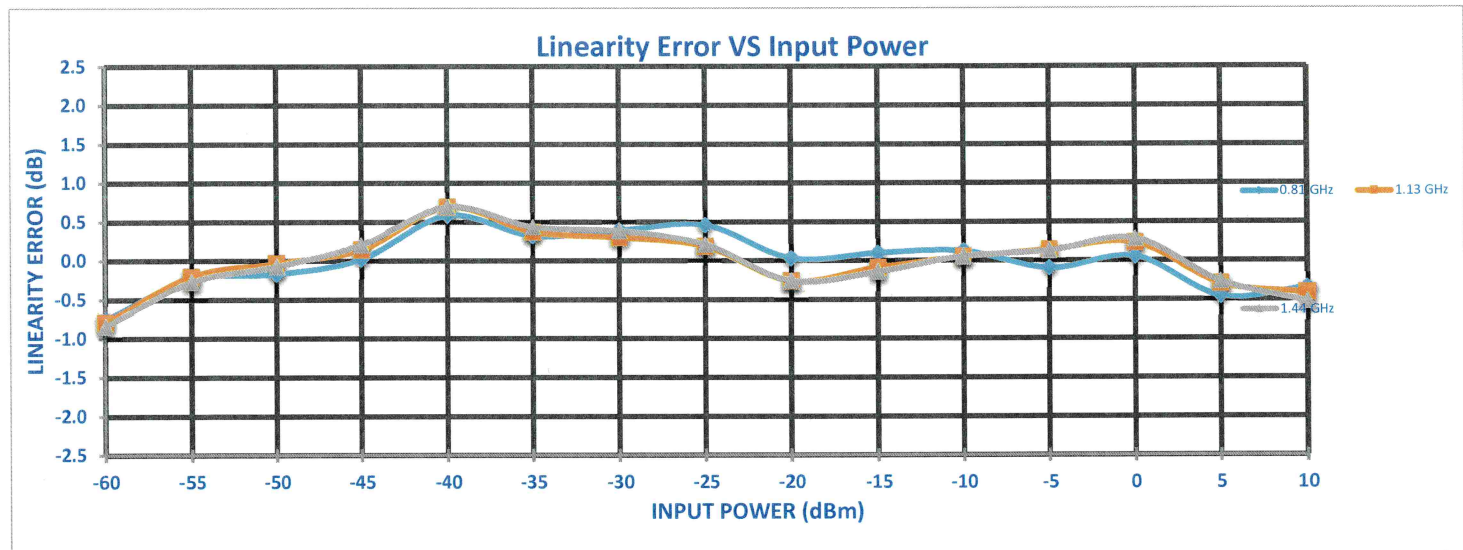
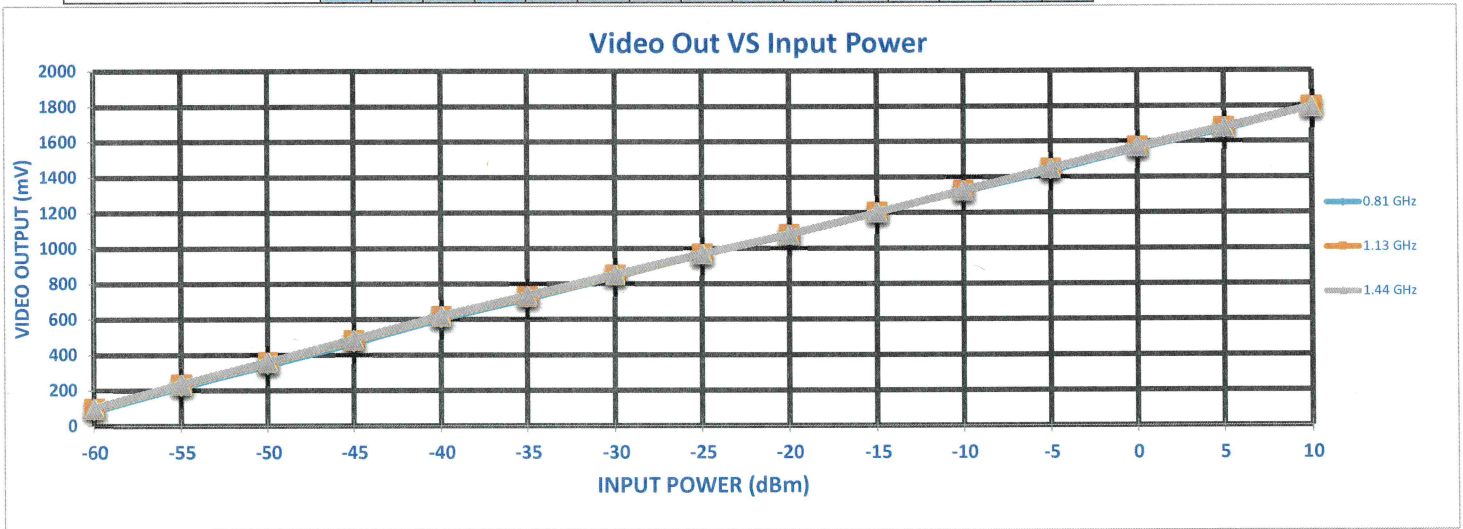


PLANAR MONOLITHICS INDUSTRIES
 4921 Robert J. Mathews Parkway, Suite 1
 El Dorado Hills, CA 95762
 Phone: 916-542-1401 Fax: 301-662-1731
 Email: sales@pmi-rf.com | www.pmi-rf.com

Vos= -0.023

Frequency

			-60	-55	-50	-45	-40	-35	-30	-25	-20	-15	-10	-5	0	5	10	RF Input Power (dBm)	
0.81 GH	INTERCEPT (mV)	1559	84	218	341	467	602	717	840	963	1074	1197	1319	1435	1560	1669	1793	Measured Value (mV)	
	SLOPE (mV/dB)	24.3	-18	-6	-4	1	14	8	9	11	1	2	3	-2	1	-11	-8	Error (mV)	
			-0.76	-0.24	-0.17	0.02	0.58	0.32	0.39	0.46	0.03	0.10	0.12	-0.10	0.05	-0.46	-0.35	LINEARITY ERROR (dB)	
			x																
1.13 GH	INTERCEPT (mV)	1565	97	232	357	482	616	729	848	966	1076	1201	1325	1448	1571	1679	1797	Measured Value (mV)	
	SLOPE (mV/dB)	24.2	-19	-5	-1	3	17	9	7	4	-6	-2	1	3	6	-7	-10	Error (mV)	
			-0.80	-0.21	-0.03	0.14	0.69	0.37	0.30	0.18	-0.26	-0.09	0.05	0.14	0.23	-0.30	-0.41	LINEARITY ERROR (dB)	
			x																
1.44 GH	INTERCEPT (mV)	1565	102	236	361	488	620	734	853	969	1078	1201	1326	1448	1572	1679	1793	Measured Value (mV)	
	SLOPE (mV/dB)	24.0	-20	-7	-2	5	17	10	9	5	-6	-3	1	3	7	-6	-13	Error (mV)	
			-0.85	-0.27	-0.07	0.21	0.70	0.44	0.38	0.21	-0.26	-0.14	0.05	0.13	0.28	-0.27	-0.53	LINEARITY ERROR (dB)	
			x																
Flatness +/-dB			0.4	0.4	0.4	0.4	0.4	0.3	0.3	0.1	0.1	0.1	0.1	0.1	0.3	0.2	0.2	0.1	



	SIZE	CAGE CODE	DWG. NO.	REVISION
	A	71A34	27641800	A2
SCALE				SHEET 6 OF 10

LOG TRANSFER WITH FREQUENCY
 MODEL: GMDA-D1005-08R11R44
 TESTED BY: Joshua Monley.
 TEST DATE: 08/28/2025
 SERIAL NO: PL54832
 TEST TEMP: +85C



PLANAR MONOLITHICS INDUSTRIES
 4921 Robert J. Mathews Parkway, Suite 1
 El Dorado Hills, CA 95762
 Phone: 916-542-1401 Fax: 301-662-1731
 Email: sales@pmi-rf.com | www.pmi-rf.com

Vos= 0.028

Frequency

0.81 GH	INTERCEPT (mV)	1655
	SLOPE (mV/dB)	25.7

-60	-55	-50	-45	-40	-35	-30	-25	-20	-15	-10	-5	0	5	10
128	243	361	483	620	742	879	1021	1145	1275	1403	1526	1657	1776	1912
17	3	-7	-14	-5	-12	-4	10	5	6	6	0	2	-7	0
0.66	0.13	-0.28	-0.54	-0.21	-0.47	-0.15	0.37	0.19	0.25	0.22	0.00	0.09	-0.28	0.00

RF Input Power (dBm)
Measured Value (mV)
Error (mV)
LINEARITY ERROR (dB)

1.13 GH	INTERCEPT (mV)	1660
	SLOPE (mV/dB)	25.6

141	254	372	494	631	750	887	1025	1145	1278	1407	1536	1667	1784	1916
19	4	-6	-12	-4	-13	-4	6	-2	3	3	4	7	-4	0
0.75	0.15	-0.24	-0.48	-0.14	-0.50	-0.15	0.23	-0.09	0.10	0.13	0.16	0.27	-0.16	-0.01

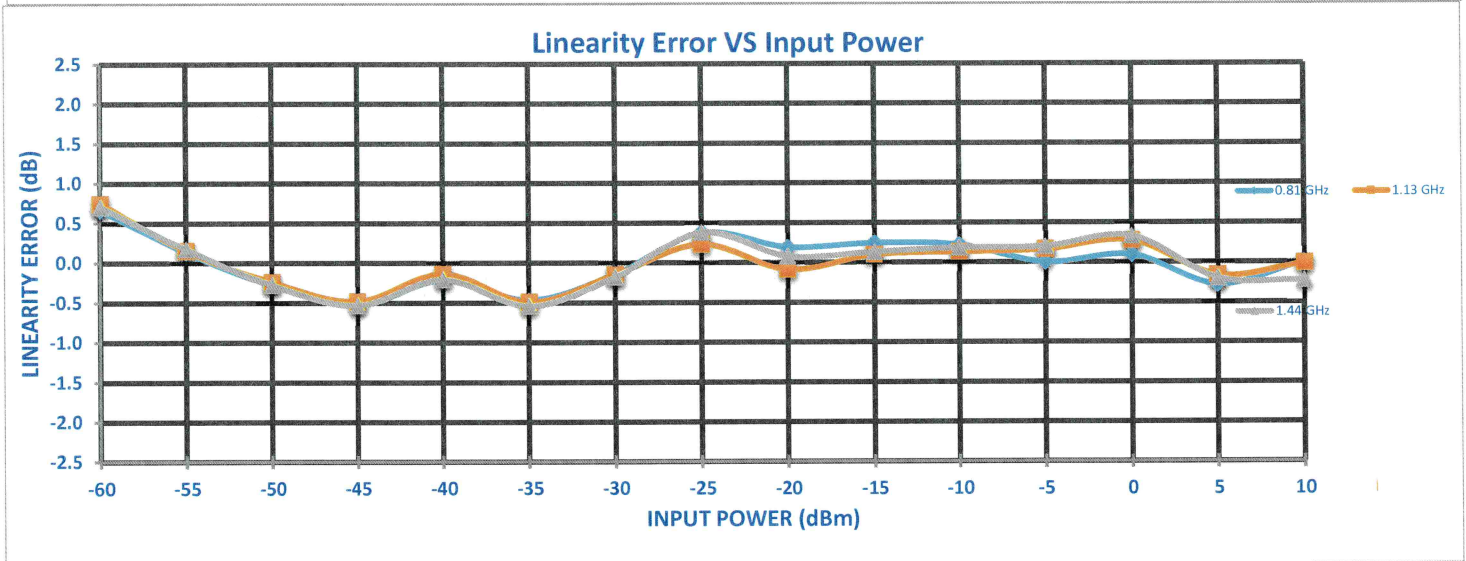
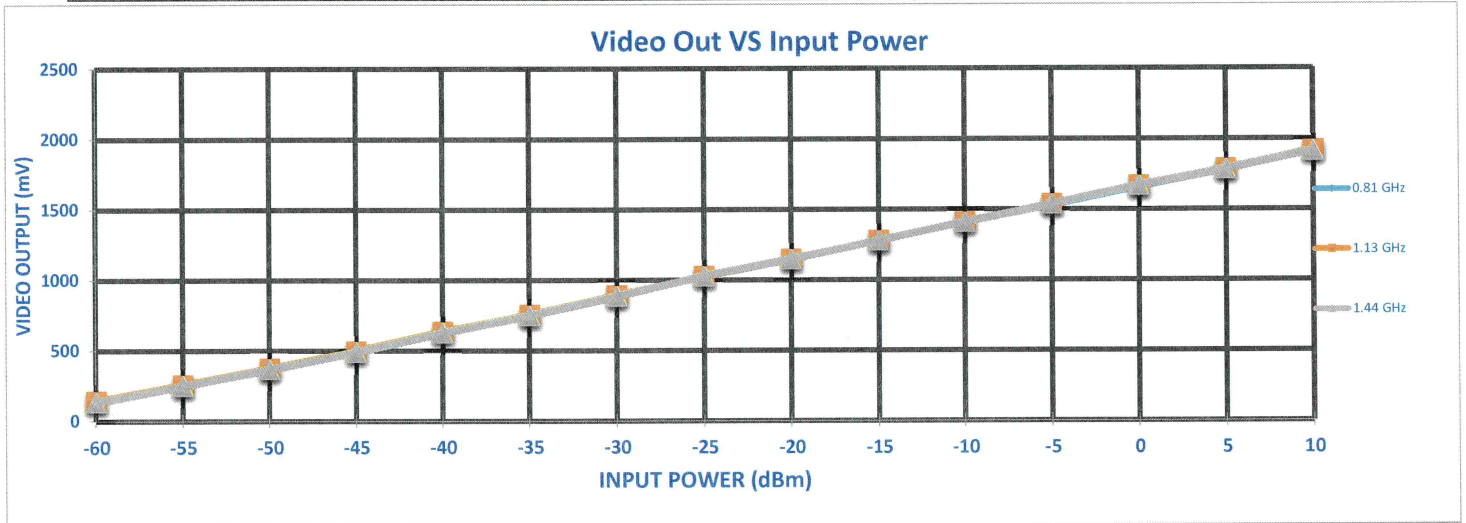
Measured Value (mV)
Error (mV)
LINEARITY ERROR (dB)

1.44 GH	INTERCEPT (mV)	1660
	SLOPE (mV/dB)	25.7


134	249	366	488	625	745	883	1026	1147	1277	1407	1536	1668	1783	1911
18	5	-7	-14	-5	-14	-5	10	2	3	5	5	8	-5	-6
0.71	0.18	-0.28	-0.54	-0.21	-0.55	-0.18	0.38	0.08	0.13	0.18	0.20	0.33	-0.20	-0.23

Measured Value (mV)
Error (mV)
LINEARITY ERROR (dB)

Flatness +/-dB	0.3	-0.2	0.2	0.2	0.2	0.2	0.2	0.1	0	0.1	0.1	0.2	0.2	0.2	0.1
----------------	-----	------	-----	-----	-----	-----	-----	-----	---	-----	-----	-----	-----	-----	-----



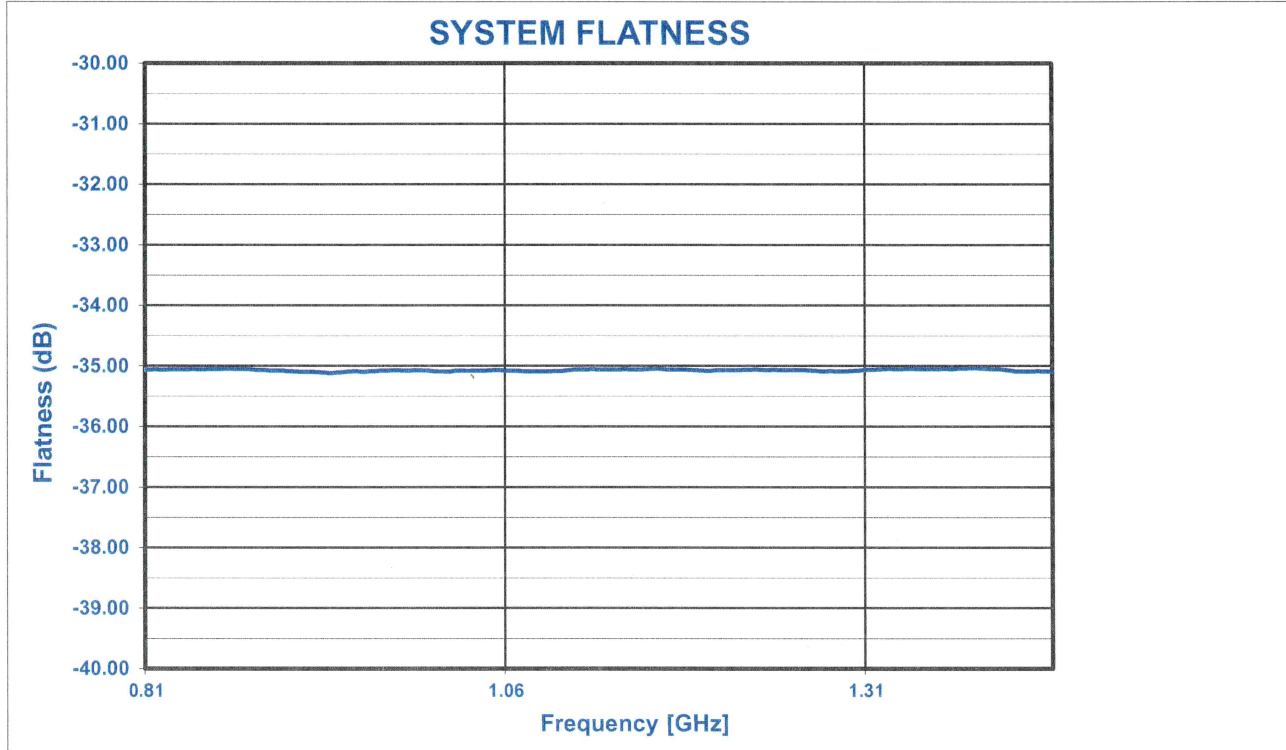
	SIZE	CAGE CODE	DWG. NO.	REVISION
	A	71A34	27641800	A2
	SCALE			SHEET 7 OF 10




**SUMMARY TEST DATA
ON
HADA-D2002**

Model Number: GMDA-D1005-08R11R44
Serial Number: PL54832

Temperature: +25C



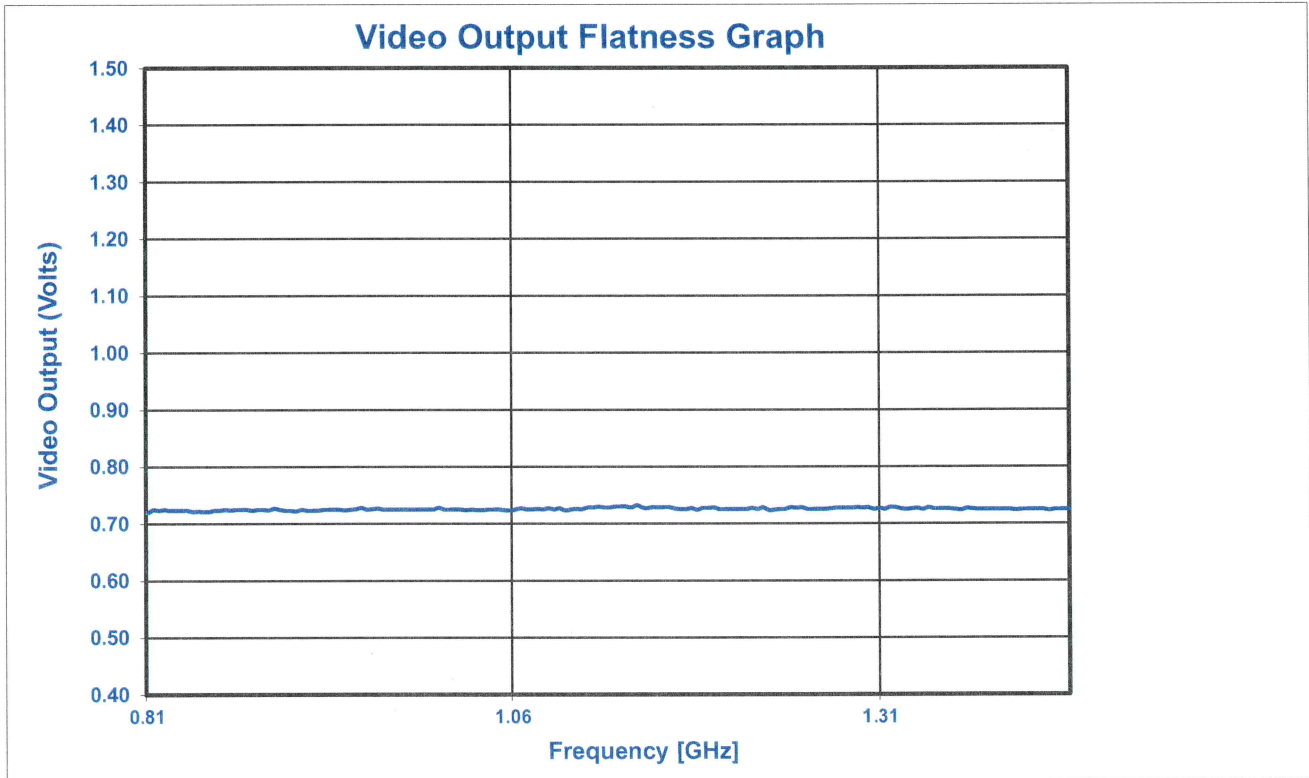
	SIZE	CAGE CODE	DWG. NO.	REVISION
	A	71A34	27641800	A2
	SCALE			SHEET 8 OF 10




SUMMARY TEST DATA ON HADA-D2002

Model Number: GMDA-D1005-08R11R44
Serial Number: PL54832

Temperature: +25C



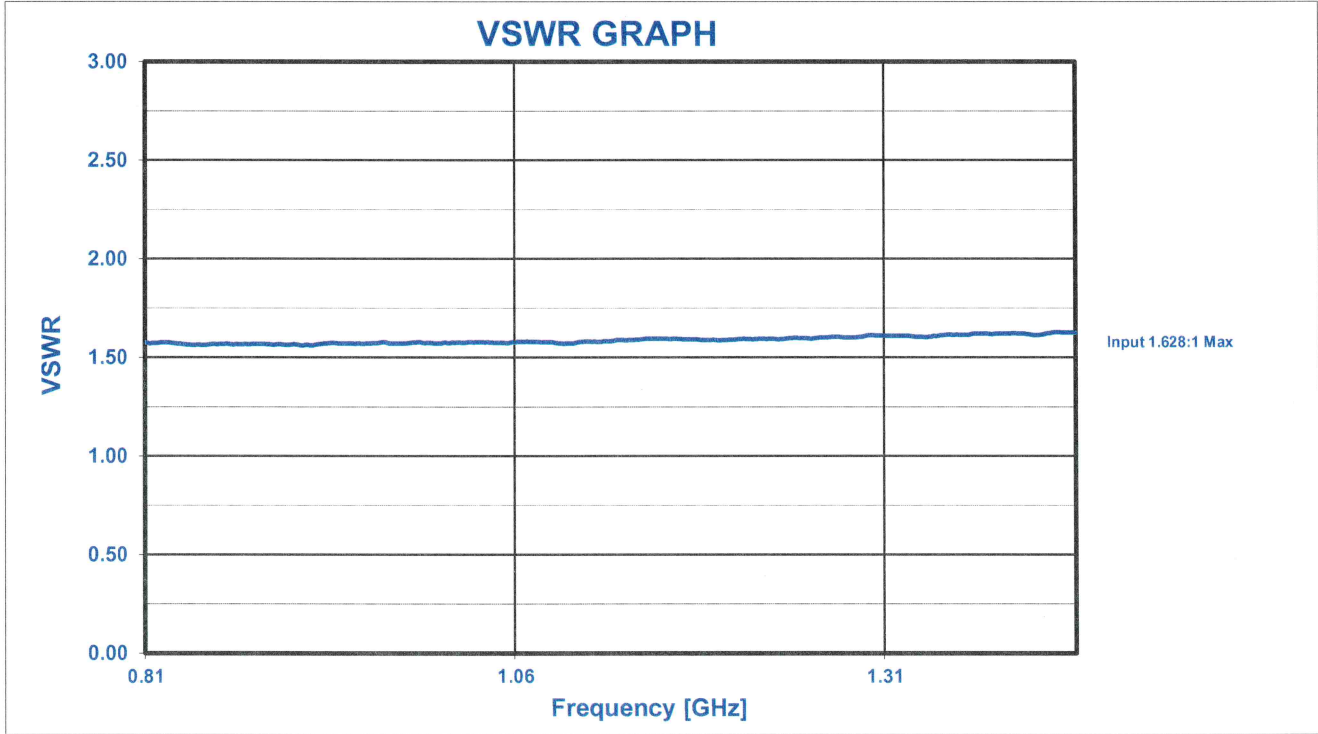
	SIZE	CAGE CODE	DWG. NO.	REVISION A2
	A	71A34	27641800	
	SCALE			SHEET 9 OF 10



SUMMARY TEST DATA ON HADA-D2002

Model Number: GMDA-D1005-08R11R44
Serial Number: PL54832

Temperature: +25C



	SIZE	CAGE CODE	DWG. NO.	REVISION
	A	71A34	27641800	A2
	SCALE			SHEET 10 OF 10