

**Summary Data  
For  
ERDLVA-2G8G-65-70MV-2**

Customer: \_\_\_\_\_

Tested By: Dan Almond

SO No: \_\_\_\_\_

Temperature: +25°C ,+85C,-10C

Model No: ERDLVA-2G8G-65-70MV-2

Date 11/14/2025

Serial No: PL56115/2545

Drawing No: 27650080

Rev: A1

TEST ITEM NO	PARAMETERS	SPECIFIED VALUE	TEST RESULTS	QA QC
1	Frequency Range:	2 to 8 GHz	2 to 8 GHz	<i>AW</i> <i>QJ</i>
2	Input VSWR:	2.3:1 Max	1.30:1	
3	Input Power Max:	(1) 1 W CW (2) 100 W Peak @ PW = 1 us & Duty Cycle = 1%	Pass	
4	Switch Isolation:	60 dB Min (All Ports)	>60dB	
5	Switching Speed:	100 ns Max	<100ns	

7309-A Grove Road Frederick, MD 21704 USA Phone: (301) 662-5019 Fax: (301) 662-1731  
Email: sales@quanticpmi.com

**Summary Data  
For  
ERDLVA-2G8G-65-70MV-2**

TEST ITEM NO	PARAMETERS	SPECIFIED VALUE	TEST RESULTS	QA QC
6	TSS:	-71 dBm	-73 dBm	
7	Dynamic Range:	-65 to 0 dBm	-65 to 0 dBm	
8	Log Slope:	70 mV/dB ±3 mV/dB	69.09/70.02mV/dB	
9	Log Linearity:	±1.0 dB Max	+ .51/- .43dB	
10	Log Accuracy @ 25°C:	±1.25 dB Max	1.06/-1.06dB	
11	Absolute Log Accuracy:	±2.0 dB Max	1.31/-1.29dB	
12	DC Offset:	±70 mV	40mV	
13	Rise Time:	28 ns Max (10% to 90% @ -50 to 0 dBm, 10% to 90% Full Dynamic Range Guaranteed)	23.5ns @ 0dbm-See Plots	
14	Fall Time:	300 ns Max (10% to 90% @ -50 to 0 dBm, 10% to 90% Full Dynamic Range Guaranteed)	142.5ns @ 0dbm-See Plots	
15	Settling Time:	50 ns Max (From 10% to within 70 mV of final value @ -40 & -10 dBm)	<60ns See Plots	
16	Recovery Time:	1 us Max (From 90% to within ±1.5 dB of baseline)	< 700ns	
17	Video Frequency Flatness:	±1.25 dB Max @ 25°C	±.84 dB Max @ 25°C	
18	Pulse Width Process Range:	100 ns to 100 us	100 ns to 100 us	
19	Video Output Load Impedance:	95 ±1 Ω	95 Ω	

7309-A Grove Road Frederick, MD 21704 USA Phone: (301) 662-5019 Fax: (301) 662-1731  
Email: sales@quanticpmi.com

**Summary Data  
For  
ERDLVA-2G8G-65-70MV-2**

TEST ITEM NO	PARAMETERS	SPECIFIED VALUE	TEST RESULTS	QA QC
20	Video Output @ -65 dBm:	330 ± 88 mV Over Frequency	366/284mV	
21	Video Output Drive Capability:	Driving 100 ft RG180 into 95 Ω Load	Pass	
22	Pulse Density Capability:	10% Duty @ 100 ns PW 70% Duty @ 100 us PW	Pass	
23	Noise Level:	20 mV RMS Max	12.92mV	
24	Pulse Droop @ -65 dBm:	70 mV Max for PW 100 us	< 70mV	
25	Propagation Delay:	50 ns Max (50% RF to 10% Video)	< 50ns	
26	CW Immune Power:	TSS to -40 dBm	TSS to -40 dBm	
27	Baseline Shift:	200 mV Max @ -40 dBm CW	< 200mV	
28	Pulse Amplitude Loss with Pulse @ -30 dBm:	CW @ -50 dBm = No Loss CW @ -40 dBm = 2 dB Max	Pass	
29	CW Immue Time @ CW = -40 dBm	4 ms Max	3.2 ms	
30	CW Recovery Time @ CW = -40 dBm	120 us Max	< 100us	
31	DC Power:	+15V (±5%) @ 500 mA Max -15V (±5%) @ 200 mA Max	500 mA 140 mA	
32	Ripple DC to 10 MHz	100 mV Max	< 100mV	

QA/QC Approval: *K. Klauing* Date: 10-31-25

7309-A Grove Road Frederick, MD 21704 USA Phone: (301) 662-5019 Fax: (301) 662-1731  
Email: sales@quanticpmi.com

LOG TRANSFER WITH FREQUENCY  
 MODEL: ERDLVA-2G8G-65-70MV-2  
 TESTED BY: DA  
 DATE: 11-12-25  
 SERIAL NO: PL56115-RF

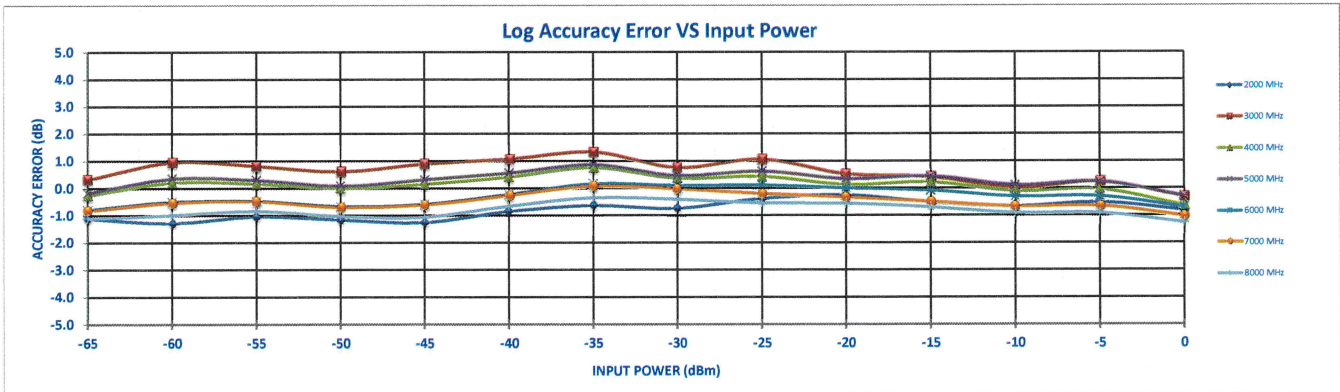
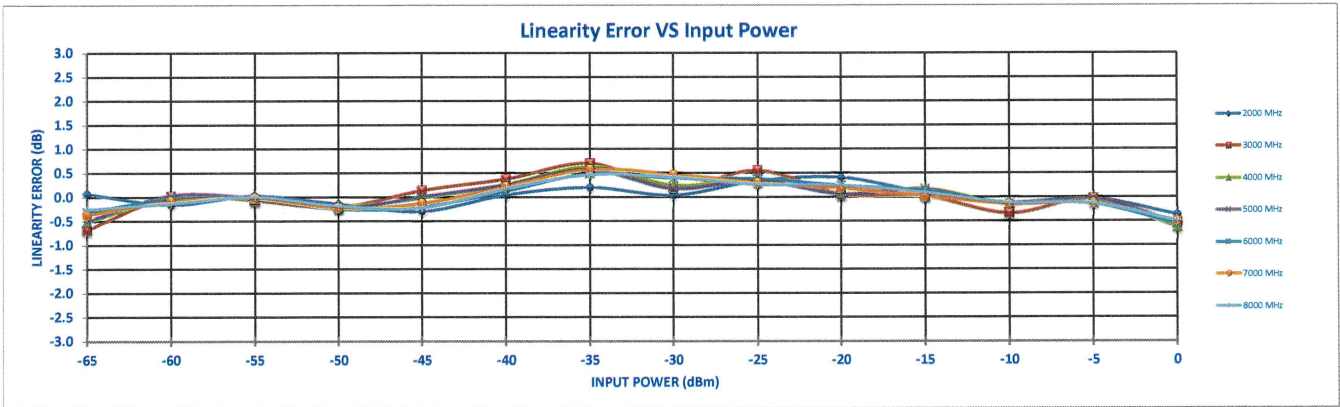
Test Temp: +85C



PLANAR MONOLITHICS INDUSTRIES  
 4921 Robert J. Mathews Parkway STE 1  
 TEL: 916-542-1401 FAX: 301-662-1731  
 EMAIL: SALES@PMI-RF.COM  
 ISO 9001:2000 CERTIFIED

DC Offset= 0.064

Frequency		-65	-60	-55	-50	-45	-40	-35	-30	-25	-20	-15	-10	-5	0	RF Input Power (dBm)
2000 MHz	INTERCEPT (mV)	242 578 943 1283 1624 2000 2363 2703 3076 3433 3762 4100 4458 4786														Measured Value (mV)
	SLOPE (mV/dB)	5 -11 2 -10 -21 3 14 2 23 28 5 -9 -3 -27														Error (mV)
		0.06 -0.16 0.02 -0.15 -0.30 0.04 0.20 0.03 0.33 0.40 0.07 -0.12 -0.04 -0.38														LINEARITY ERROR (dB)
		-1.12 -1.29 -1.05 -1.16 -1.26 -0.86 -0.64 -0.76 -0.40 -0.27 -0.54 -0.68 -0.54 -0.82														ACCURACY ERROR (dB)
3000 MHz	INTERCEPT (mV)	341 733 1071 1405 1773 2133 2499 2807 3176 3486 3827 4146 4511 4820														Measured Value (mV)
	SLOPE (mV/dB)	-48 0 -5 -15 -9 26 47 12 37 3 0 -24 -3 -38														Error (mV)
		-0.70 0.00 -0.08 -0.22 0.13 0.37 0.69 0.17 0.54 0.05 0.01 -0.35 -0.05 -0.55														LINEARITY ERROR (dB)
		0.30 0.93 0.79 0.59 0.88 1.05 1.31 0.74 1.04 0.50 0.40 -0.02 0.23 -0.33														ACCURACY ERROR (dB)
4000 MHz	INTERCEPT (mV)	301 682 1027 1363 1722 2088 2460 2780 3133 3460 3814 4139 4492 4798														Measured Value (mV)
	SLOPE (mV/dB)	-26 -2 -3 -14 -2 18 43 17 23 4 11 -10 -4 -45														Error (mV)
		-0.52 -0.03 -0.05 -0.20 -0.02 0.26 0.63 0.24 0.34 0.05 0.16 -0.15 -0.06 -0.64														LINEARITY ERROR (dB)
		-0.27 0.20 0.16 -0.01 0.15 0.41 0.75 0.35 0.42 0.12 0.21 -0.12 -0.05 -0.65														ACCURACY ERROR (dB)
5000 MHz	INTERCEPT (mV)	307 692 1036 1369 1733 2098 2467 2787 3146 3474 3829 4154 4511 4822														Measured Value (mV)
	SLOPE (mV/dB)	-35 2 -2 -16 0 18 39 11 23 3 11 -12 -3 -39														Error (mV)
		-0.51 0.03 -0.02 -0.23 0.00 0.25 0.56 0.16 0.33 0.05 0.15 -0.17 -0.04 -0.56														LINEARITY ERROR (dB)
		-0.19 0.35 0.29 0.07 0.31 0.55 0.85 0.45 0.61 0.32 0.43 0.10 0.23 -0.31														ACCURACY ERROR (dB)
6000 MHz	INTERCEPT (mV)	264 633 983 1318 1671 2044 2419 2762 3111 3451 3793 4125 4474 4794														Measured Value (mV)
	SLOPE (mV/dB)	-22 -3 -3 -18 -14 9 34 27 26 16 8 -10 -10 -40														Error (mV)
		-0.31 -0.04 -0.04 -0.25 -0.21 0.12 0.48 0.38 0.37 0.23 0.12 -0.14 -0.15 -0.58														LINEARITY ERROR (dB)
		-0.80 -0.50 -0.47 -0.66 -0.59 -0.23 0.16 0.09 0.11 -0.01 -0.09 -0.32 -0.31 -0.71														ACCURACY ERROR (dB)
7000 MHz	INTERCEPT (mV)	261 629 981 1314 1668 2040 2412 2752 3088 3427 3763 4099 4448 4770														Measured Value (mV)
	SLOPE (mV/dB)	-27 -6 -2 -16 -10 15 39 32 20 12 0 -11 -10 -35														Error (mV)
		-0.39 -0.09 -0.03 -0.24 -0.14 0.21 0.56 0.46 0.29 0.17 0.00 -0.16 -0.14 -0.51														LINEARITY ERROR (dB)
		-0.85 -0.56 -0.60 -0.72 -0.63 -0.28 0.06 -0.05 -0.22 -0.35 -0.52 -0.70 -0.68 -1.05														ACCURACY ERROR (dB)
8000 MHz	INTERCEPT (mV)	242 599 957 1292 1638 2014 2383 2727 3065 3412 3750 4083 4431 4754														Measured Value (mV)
	SLOPE (mV/dB)	-18 -10 0 -13 -16 12 32 28 18 16 6 -10 -10 -35														Error (mV)
		-0.26 -0.14 0.00 -0.19 -0.23 0.17 0.47 0.40 0.25 0.23 0.08 -0.14 -0.14 -0.51														LINEARITY ERROR (dB)
		-1.12 -0.99 -0.85 -1.03 -1.06 -0.66 -0.35 -0.41 -0.55 -0.57 -0.71 -0.92 -0.92 -1.28														ACCURACY ERROR (dB)
Flatness	+/- dB	0.71	1.11	0.92	0.88	1.07	0.96	0.98	0.75	0.80	0.53	0.57	0.51	0.57	0.49	
-65dBm mV-Out		341	Max													
		242	Min													



LOG TRANSFER WITH FREQUENCY  
 MODEL: ERDLVA-2G8G-65-70MV-2  
 TESTED BY: DA  
 DATE: 11-12-25  
 SERIAL NO: PL56115-RF

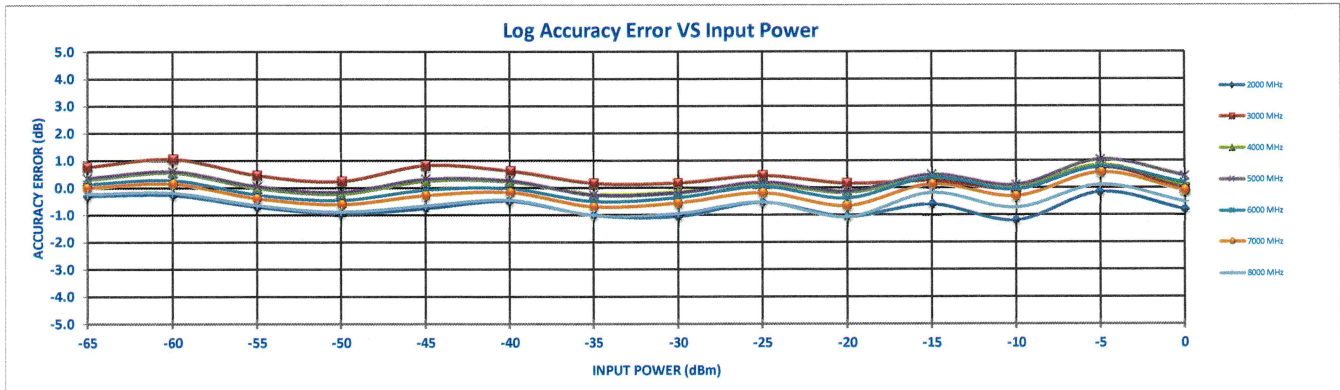
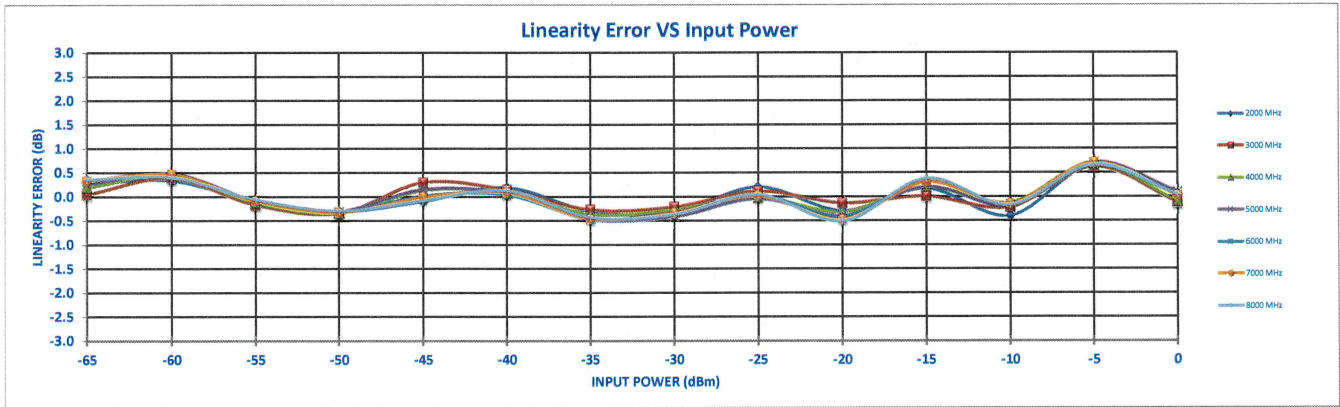
Test Temp: -10C



PLANAR MONOLITHICS INDUSTRIES  
 4921 Robert J. Mathews Parkway STE 1  
 TEL: 916-542-1401 FAX: 301-662-1731  
 EMAIL: SALES@PMI-RF.COM  
 ISO 9001:2000 CERTIFIED

DC Offset= 0.007

Frequency		-65	-60	-55	-50	-45	-40	-35	-30	-25	-20	-15	-10	-5	0	RF Input Power (dBm)	
2000 MHz	INTERCEPT (mV)	4792.5														Measured Value (mV)	
	SLOPE (mV/dB)	70.21														Error (mV)	
		248	603	925	1260	1626	1997	2313	2662	3051	3367	3751	4062	4488	4795	LINEARITY ERROR (dB)	
		19	23	-6	-22	-7	13	-22	-24	14	-21	12	-28	47	3	ACCURACY ERROR (dB)	
		0.28	0.33	-0.08	-0.31	-0.10	0.19	-0.31	-0.34	0.20	-0.30	0.17	-0.40	0.66	0.04		
		-0.31	-0.28	-0.71	-0.96	-0.76	-0.50	-1.02	-1.07	-0.55	-1.07	-0.62	-1.21	-0.16	-0.81		
3000 MHz	INTERCEPT (mV)	4858.4														Measured Value (mV)	
	SLOPE (mV/dB)	69.82														Error (mV)	
		323	696	1006	1343	1737	2075	2395	2748	3120	3452	3811	4144	4552	4849	LINEARITY ERROR (dB)	
		3	27	-12	-25	20	9	-20	-16	7	-10	0	-16	43	-9	ACCURACY ERROR (dB)	
		0.04	0.38	-0.18	-0.35	0.29	0.13	-0.28	-0.23	0.10	-0.14	0.00	-0.23	0.61	-0.14		
		0.75	1.04	0.44	0.22	0.81	0.61	0.14	0.15	0.43	0.14	0.23	-0.04	0.74	-0.04		
4000 MHz	INTERCEPT (mV)	4862.8														Measured Value (mV)	
	SLOPE (mV/dB)	70.55														Error (mV)	
		290	661	973	1311	1697	2047	2367	2726	3098	3429	3818	4148	4558	4855	LINEARITY ERROR (dB)	
		13	31	-9	-24	9	6	-25	-20	-1	-23	13	-9	48	-8	ACCURACY ERROR (dB)	
		0.19	0.44	-0.13	-0.34	0.13	0.09	-0.38	-0.29	-0.01	-0.32	0.19	-0.13	0.68	-0.11		
		0.28	0.55	-0.03	-0.23	0.24	0.21	-0.25	-0.16	0.12	-0.19	0.33	0.01	0.83	0.04		
5000 MHz	INTERCEPT (mV)	4875.5														Measured Value (mV)	
	SLOPE (mV/dB)	70.75														Error (mV)	
		294	664	978	1316	1702	2050	2365	2723	3103	3432	3828	4154	4572	4882	LINEARITY ERROR (dB)	
		18	34	-6	-22	11	3	-34	-30	-4	-28	14	-14	50	7	ACCURACY ERROR (dB)	
		0.25	0.48	-0.08	-0.31	0.15	0.07	-0.48	-0.42	-0.05	-0.40	0.20	-0.20	0.71	0.09		
		0.34	0.59	0.04	-0.16	0.31	0.25	-0.28	-0.20	0.19	-0.14	0.47	0.10	1.03	0.43		
6000 MHz	INTERCEPT (mV)	4861.9														Measured Value (mV)	
	SLOPE (mV/dB)	70.87														Error (mV)	
		279	642	957	1295	1674	2030	2349	2711	3092	3415	3820	4142	4553	4864	LINEARITY ERROR (dB)	
		23	32	-7	-24	1	3	-33	-25	2	-30	21	-11	45	2	ACCURACY ERROR (dB)	
		0.33	0.45	-0.10	-0.33	0.01	0.04	-0.46	-0.35	0.02	-0.42	0.30	-0.16	0.64	0.03		
		0.13	0.28	-0.25	-0.46	-0.08	-0.03	-0.51	-0.37	0.03	-0.39	0.36	-0.07	0.76	0.17		
7000 MHz	INTERCEPT (mV)	4842														Measured Value (mV)	
	SLOPE (mV/dB)	70.71														Error (mV)	
		269	632	946	1283	1659	2019	2334	2696	3075	3394	3802	4124	4538	4843	LINEARITY ERROR (dB)	
		23	33	-7	-23	-1	5	-33	-25	1	-34	21	-11	50	1	ACCURACY ERROR (dB)	
		0.33	0.46	-0.10	-0.33	-0.01	0.08	-0.47	-0.35	0.01	-0.48	0.29	-0.15	0.70	0.01		
		-0.01	0.14	-0.41	-0.63	-0.30	-0.19	-0.72	-0.59	-0.21	-0.68	0.10	-0.33	0.55	-0.13		
8000 MHz	INTERCEPT (mV)	4813														Measured Value (mV)	
	SLOPE (mV/dB)	70.54														Error (mV)	
		253	609	929	1265	1633	2000	2313	2670	3052	3366	3781	4095	4507	4815	LINEARITY ERROR (dB)	
		25	28	-5	-21	-6	8	-31	-27	2	-36	26	-13	47	2	ACCURACY ERROR (dB)	
		0.35	0.40	-0.06	-0.30	-0.08	0.12	-0.44	-0.38	0.03	-0.51	0.37	-0.18	0.66	0.03		
		-0.24	-0.19	-0.65	-0.89	-0.66	-0.46	-1.02	-0.95	-0.53	-1.08	-0.19	-0.74	0.11	-0.53		
Flatness		+/- dB															
		0.53	0.66	0.57	0.59	0.79	0.55	0.58	0.61	0.49	0.61	0.55	0.65	0.60	0.62		
-65dBm mV-Out		323	Max														
		248	Min														



LOG TRANSFER WITH FREQUENCY  
 MODEL: ERDLVA-2G8G-65-70MV-2  
 TESTED BY: DA  
 DATE: 11-12-25  
 SERIAL NO: PL56115-RF

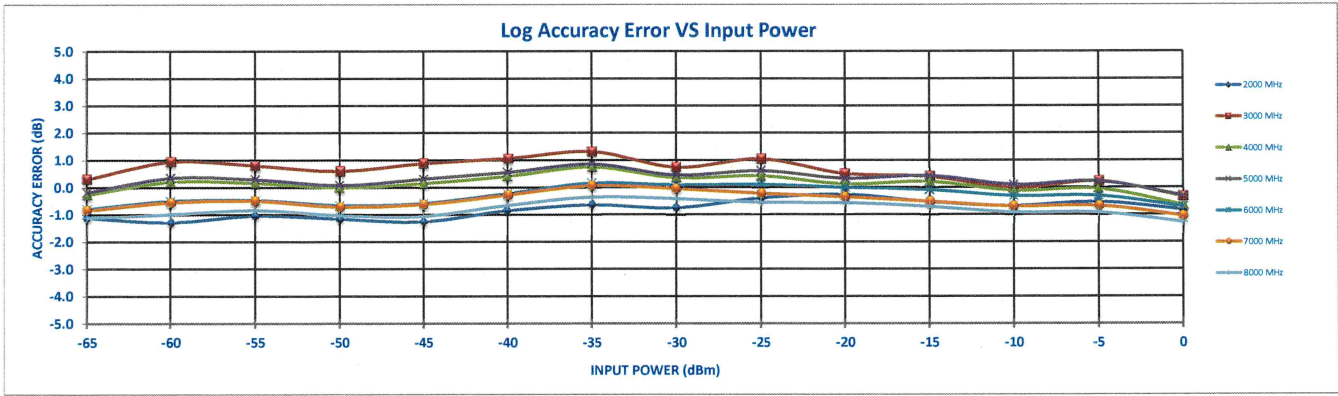
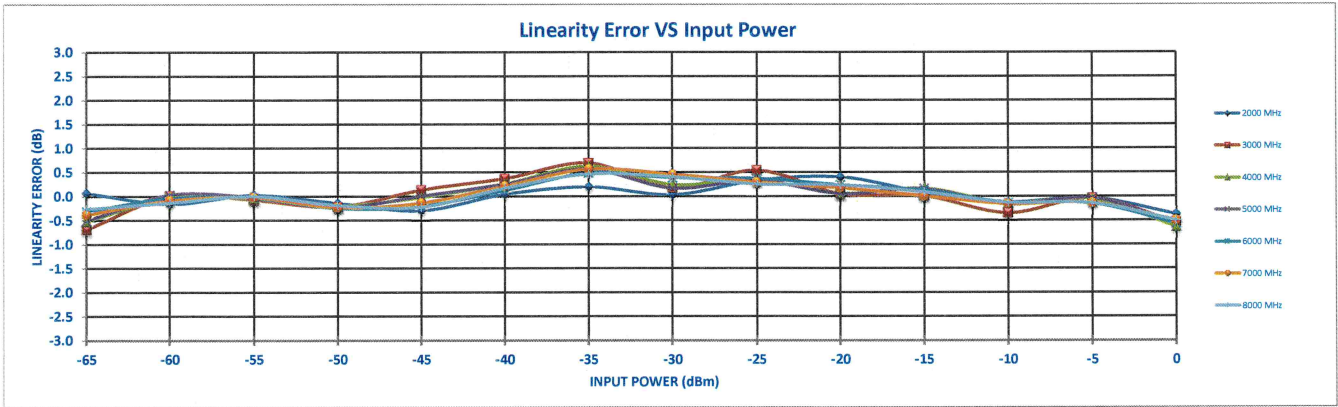
Test Temp: +85C



PLANAR MONOLITHICS INDUSTRIES  
 4921 Robert J. Mathews Parkway STE 1  
 TEL: 916-542-1401 FAX: 301-662-1731  
 EMAIL: SALES@PMI-RF.COM  
 ISO 9001:2000 CERTIFIED

DC Offset= 0.064

Frequency		-65	-60	-55	-50	-45	-40	-35	-30	-25	-20	-15	-10	-5	0	RF Input Power (dBm)
2000 MHz	INTERCEPT (mV)	4812.7														Measured Value (mV)
	SLOPE (mV/dB)	70.39														Error (mV)
		242	578	943	1283	1624	2000	2363	2703	3076	3433	3762	4100	4458	4786	LINEARITY ERROR (dB)
		5	-11	2	-10	-21	3	14	2	23	28	5	-9	-3	-27	ACCURACY ERROR (dB)
		0.06	-0.16	0.02	-0.15	-0.30	0.04	0.20	0.03	0.33	0.40	0.07	-0.12	-0.04	-0.38	
		-1.12	-1.29	-1.05	-1.16	-1.26	-0.86	-0.64	-0.76	-0.40	-0.27	-0.54	-0.68	-0.54	-0.82	
3000 MHz	INTERCEPT (mV)	4857.9														Measured Value (mV)
	SLOPE (mV/dB)	68.75														Error (mV)
		341	733	1071	1405	1773	2133	2499	2807	3176	3486	3827	4146	4511	4820	LINEARITY ERROR (dB)
		-48	0	-5	-15	9	25	47	12	37	3	0	-24	-3	-38	ACCURACY ERROR (dB)
		-0.70	0.00	-0.08	-0.22	0.13	0.37	0.69	0.17	0.54	0.05	0.01	-0.35	-0.05	-0.55	
		0.30	0.93	0.79	0.59	0.88	1.05	1.31	0.74	1.04	0.50	0.40	-0.02	0.23	-0.33	
4000 MHz	INTERCEPT (mV)	4842.5														Measured Value (mV)
	SLOPE (mV/dB)	69.31														Error (mV)
		301	682	1027	1363	1722	2088	2460	2780	3133	3460	3814	4139	4492	4798	LINEARITY ERROR (dB)
		-36	-2	-3	-14	-2	18	43	17	23	4	11	-10	-4	-45	ACCURACY ERROR (dB)
		-0.52	-0.03	-0.05	-0.20	-0.02	0.26	0.63	0.24	0.34	0.05	0.16	-0.15	-0.06	-0.64	
		-0.27	0.20	0.16	-0.01	0.15	0.41	0.75	0.35	0.42	0.12	0.21	-0.12	-0.05	-0.65	
5000 MHz	INTERCEPT (mV)	4861.1														Measured Value (mV)
	SLOPE (mV/dB)	69.52														Error (mV)
		307	692	1036	1369	1733	2098	2467	2787	3146	3474	3829	4154	4511	4822	LINEARITY ERROR (dB)
		-35	2	-2	-16	0	18	39	11	23	3	11	-12	-3	-39	ACCURACY ERROR (dB)
		-0.51	0.03	-0.02	-0.23	0.00	0.25	0.56	0.16	0.33	0.05	0.15	-0.17	-0.04	-0.56	
		-0.19	0.35	0.29	0.07	0.31	0.55	0.85	0.45	0.61	0.32	0.43	0.10	0.23	-0.31	
6000 MHz	INTERCEPT (mV)	4834.3														Measured Value (mV)
	SLOPE (mV/dB)	69.97														Error (mV)
		264	633	983	1318	1671	2044	2419	2762	3111	3451	3793	4125	4474	4794	LINEARITY ERROR (dB)
		-22	-3	-3	-18	-14	9	34	27	26	16	8	-10	-10	-40	ACCURACY ERROR (dB)
		-0.31	-0.04	-0.04	-0.25	-0.21	0.12	0.48	0.38	0.37	0.23	0.12	-0.14	-0.15	-0.58	
		-0.80	-0.50	-0.47	-0.66	-0.59	-0.23	0.16	0.09	0.11	-0.01	-0.09	-0.32	-0.31	-0.71	
7000 MHz	INTERCEPT (mV)	4805.3														Measured Value (mV)
	SLOPE (mV/dB)	69.50														Error (mV)
		261	629	981	1314	1668	2040	2412	2752	3088	3427	3763	4099	4448	4770	LINEARITY ERROR (dB)
		-27	-6	-2	-16	-10	15	39	32	20	12	0	-11	-10	-35	ACCURACY ERROR (dB)
		-0.39	-0.09	-0.03	-0.24	-0.14	0.21	0.56	0.46	0.29	0.17	0.00	-0.16	-0.14	-0.51	
		-0.85	-0.56	-0.50	-0.72	-0.63	-0.28	0.06	-0.05	-0.22	-0.35	-0.52	-0.70	-0.68	-1.05	
8000 MHz	INTERCEPT (mV)	4789.3														Measured Value (mV)
	SLOPE (mV/dB)	69.68														Error (mV)
		242	599	957	1292	1638	2014	2383	2727	3065	3412	3750	4083	4431	4754	LINEARITY ERROR (dB)
		-18	-10	0	-13	-16	12	32	28	18	16	6	-10	-10	-35	ACCURACY ERROR (dB)
		-0.26	-0.14	0.00	-0.19	-0.23	0.17	0.47	0.40	0.25	0.23	0.08	-0.14	-0.14	-0.51	
		-1.12	-0.99	-0.85	-1.03	-1.06	-0.66	-0.35	-0.41	-0.55	-0.57	-0.71	-0.92	-0.92	-1.28	
Flatness	+/- dB	0.71	1.11	0.92	0.88	1.07	0.96	0.98	0.75	0.80	0.53	0.57	0.51	0.57	0.49	
-65dBm mV-Out		341	Max	242	Min											



LOG TRANSFER WITH FREQUENCY  
 MODEL: ERDLVA-2G8G-65-70MV-2  
 TESTED BY: DA  
 DATE: 11-12-25  
 SERIAL NO: PL56115-Bit

Test Temp: +25C



PLANAR MONOLITHICS INDUSTRIES  
 4921 Robert J. Mathews Parkway STE 1  
 TEL: 916-542-1401 FAX: 301-662-1731  
 EMAIL: SALES@PMI-RF.COM  
 ISO 9001:2000 CERTIFIED

DC Offset= 0.040

Frequency

2000 MHz	INTERCEPT (mV)	4815.5
	SLOPE (mV/dB)	69.62

	-65	-60	-55	-50	-45	-40	-35	-30	-25	-20	-15	-10	-5	0
288	650	980	1319	1691	2046	2364	2715	3098	3417	3784	4093	4499	4798	
-2	11	-7	-16	8	15	-15	-12	23	-6	13	-26	32	-18	
-0.04	0.16	-0.10	-0.23	0.12	0.22	-0.21	-0.17	0.33	-0.09	0.18	-0.38	0.45	-0.25	
-0.63	-0.44	-0.71	-0.84	-0.51	-0.42	-0.86	-0.82	-0.33	-0.75	-0.49	-1.06	-0.23	-0.95	

RF Input Power (dBm)

Measured Value (mV)
Error (mV)
LINEARITY ERROR (dB)
ACCURACY ERROR (dB)

3000 MHz	INTERCEPT (mV)	4880
	SLOPE (mV/dB)	69.09

	-65	-60	-55	-50	-45	-40	-35	-30	-25	-20	-15	-10	-5	0
366	751	1072	1408	1800	2127	2451	2803	3169	3504	3845	4174	4562	4850	
-23	17	-8	-17	29	11	-11	-4	16	6	1	-15	27	-30	
-0.33	0.24	-0.11	-0.25	0.42	0.16	-0.15	-0.06	0.24	0.09	0.02	-0.22	0.40	-0.43	
0.49	1.01	0.61	0.43	1.06	0.75	0.39	0.44	0.69	0.50	0.39	0.10	0.67	-0.20	

Measured Value (mV)
Error (mV)
LINEARITY ERROR (dB)
ACCURACY ERROR (dB)

4000 MHz	INTERCEPT (mV)	4882
	SLOPE (mV/dB)	69.77

	-65	-60	-55	-50	-45	-40	-35	-30	-25	-20	-15	-10	-5	0
334	717	1040	1377	1761	2099	2422	2779	3150	3480	3848	4175	4567	4854	
-13	21	-5	-17	19	8	-18	-10	12	-7	13	-9	34	-28	
-0.19	0.30	-0.07	-0.24	0.27	0.11	-0.26	-0.14	0.18	-0.09	0.18	-0.13	0.48	-0.40	
0.03	0.52	0.15	-0.01	0.50	0.34	-0.02	0.10	0.42	0.15	0.43	0.12	0.74	-0.14	

Measured Value (mV)
Error (mV)
LINEARITY ERROR (dB)
ACCURACY ERROR (dB)

5000 MHz	INTERCEPT (mV)	4889.5
	SLOPE (mV/dB)	69.82

	-65	-60	-55	-50	-45	-40	-35	-30	-25	-20	-15	-10	-5	0
342	723	1048	1383	1767	2104	2422	2777	3155	3482	3853	4177	4576	4875	
-9	23	-1	-15	19	7	-24	-18	11	-11	11	-14	36	-15	
-0.13	0.33	-0.02	-0.22	0.28	0.11	-0.34	-0.26	0.16	-0.16	0.15	-0.20	0.51	-0.21	
0.14	0.61	0.27	0.07	0.58	0.42	-0.02	0.07	0.49	0.18	0.50	0.15	0.87	0.16	

Measured Value (mV)
Error (mV)
LINEARITY ERROR (dB)
ACCURACY ERROR (dB)

6000 MHz	INTERCEPT (mV)	4874.6
	SLOPE (mV/dB)	70.02

	-65	-60	-55	-50	-45	-40	-35	-30	-25	-20	-15	-10	-5	0
319	696	1021	1357	1732	2078	2400	2760	3141	3464	3842	4161	4556	4856	
-4	23	-2	-16	9	4	-24	-14	17	-10	18	-13	32	-19	
-0.06	0.33	-0.03	-0.23	0.12	0.06	-0.34	-0.20	0.24	-0.14	0.25	-0.19	0.45	-0.27	
-0.19	0.22	-0.12	-0.30	0.08	0.04	-0.34	-0.18	0.29	-0.08	0.34	-0.08	0.58	-0.11	

Measured Value (mV)
Error (mV)
LINEARITY ERROR (dB)
ACCURACY ERROR (dB)

7000 MHz	INTERCEPT (mV)	4855.2
	SLOPE (mV/dB)	69.88

	-65	-60	-55	-50	-45	-40	-35	-30	-25	-20	-15	-10	-5	0
307	683	1011	1346	1718	2068	2387	2747	3125	3443	3825	4143	4539	4835	
-6	21	-1	-15	7	8	-22	-12	17	-15	18	-13	33	-20	
-0.09	0.30	-0.01	-0.22	0.11	0.11	-0.32	-0.17	0.24	-0.21	0.26	-0.19	0.48	-0.29	
-0.36	0.03	-0.26	-0.46	-0.12	-0.10	-0.53	-0.36	0.06	-0.38	0.10	-0.34	0.34	-0.41	

Measured Value (mV)
Error (mV)
LINEARITY ERROR (dB)
ACCURACY ERROR (dB)

8000 MHz	INTERCEPT (mV)	4825.3
	SLOPE (mV/dB)	69.84

	-65	-60	-55	-50	-45	-40	-35	-30	-25	-20	-15	-10	-5	0
284	650	985	1320	1683	2043	2359	2716	3097	3410	3802	4112	4507	4807	
-1	15	1	-13	1	11	-22	-14	18	-18	24	-15	31	-18	
-0.02	0.22	0.02	-0.19	0.01	0.16	-0.31	-0.20	0.25	-0.26	0.35	-0.21	0.44	-0.26	
-0.69	-0.44	-0.63	-0.83	-0.62	-0.46	-0.93	-0.81	-0.34	-0.85	-0.23	-0.78	-0.12	-0.82	

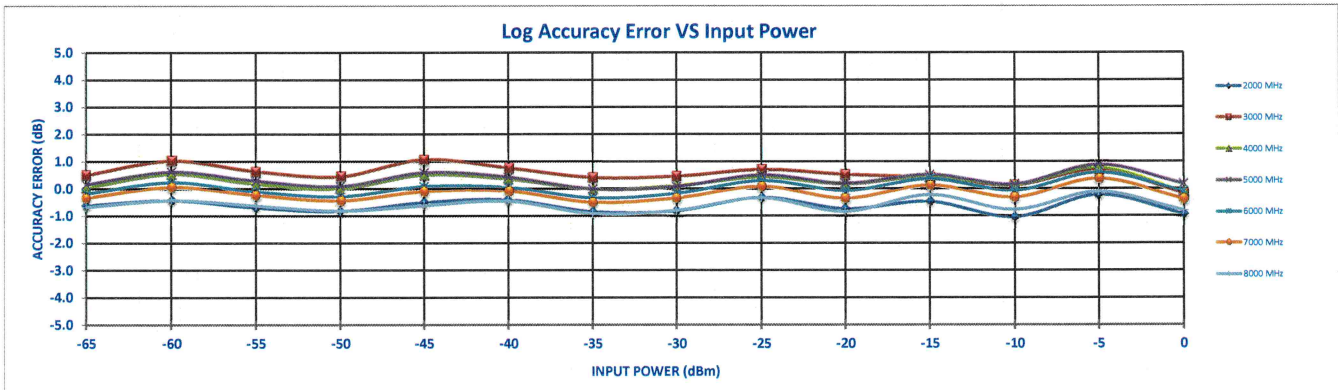
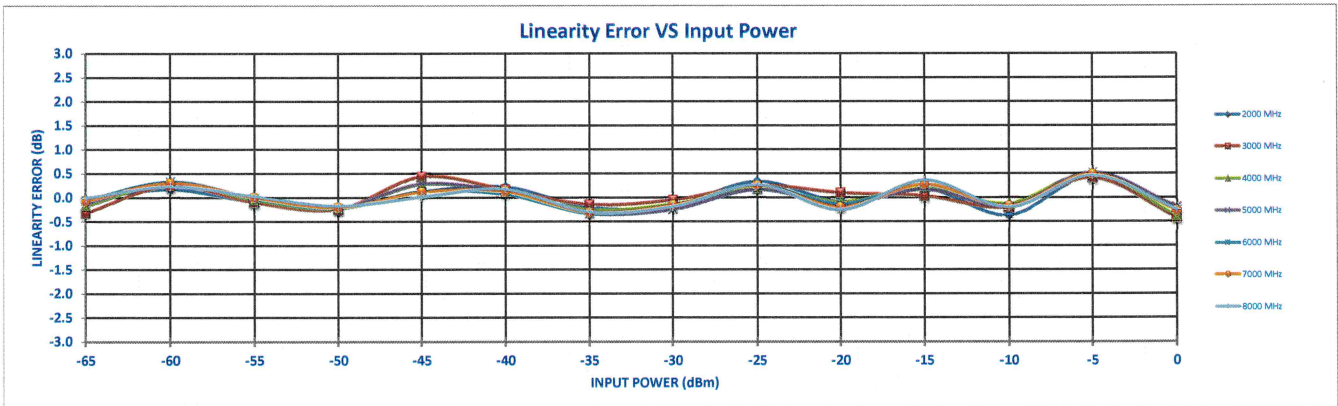
Measured Value (mV)
Error (mV)
LINEARITY ERROR (dB)
ACCURACY ERROR (dB)

Flatness +/- dB

0.59	0.72	0.66	0.64	0.84	0.60	0.66	0.63	0.52	0.67	0.49	0.60	0.55	0.55	
------	------	------	------	------	------	------	------	------	------	------	------	------	------	--

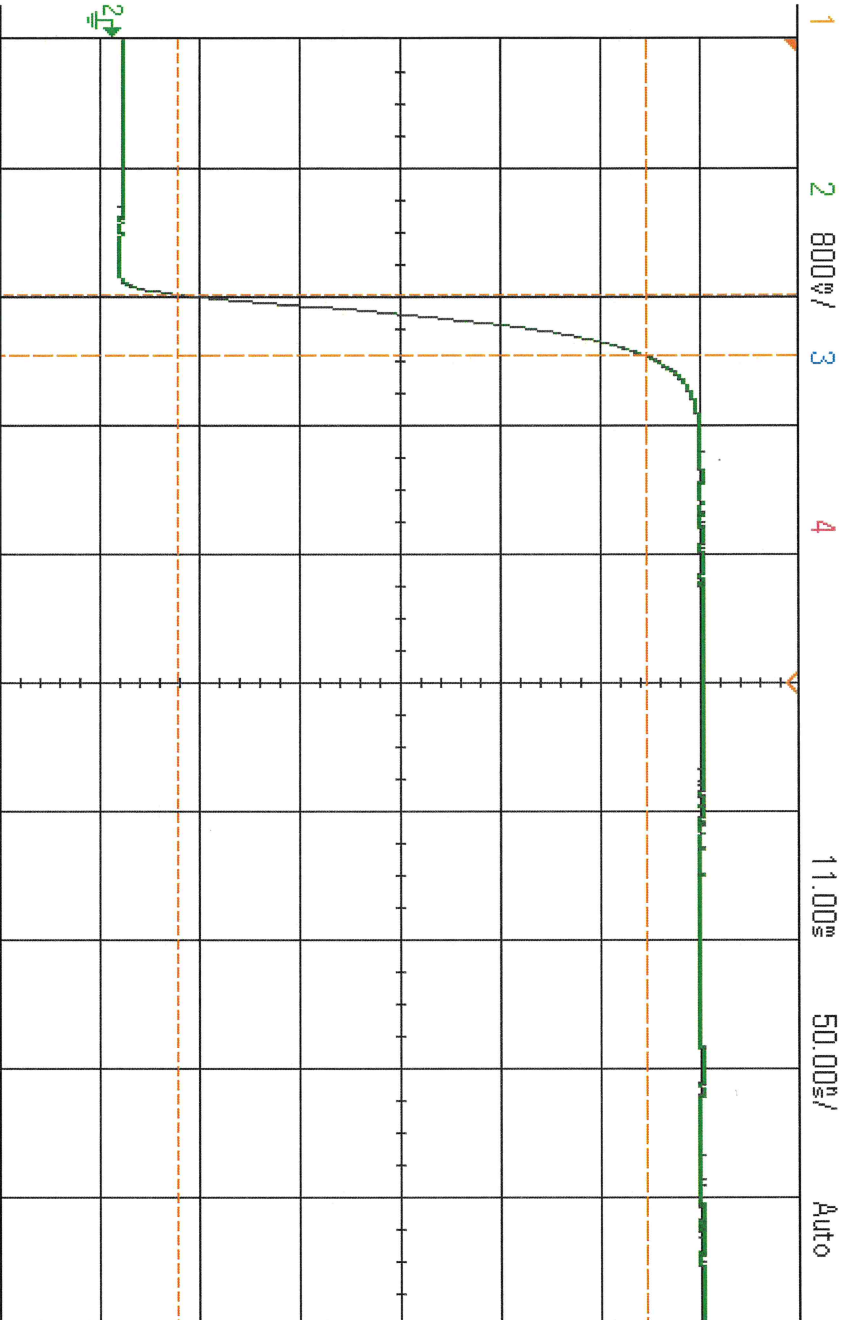
-65dBm mV-Out

366	Max
284	Min



PL56115  
 Rise sett @ odbm

DSO-X 3024A, MY54490369, Wed Nov 12 13:32:43 2025



Save to file = pl56115\_rise\_sett\_0

Spell

Enter

Delete Character

Increment

Press to Save

**KEYSIGHT TECHNOLOGIES**

Acquisition  
 Averaging: 16  
 4.00GSa/s

Channels

DC	1.00:1
DC	1.00:1
DC	1.00:1
DC	1.00:1

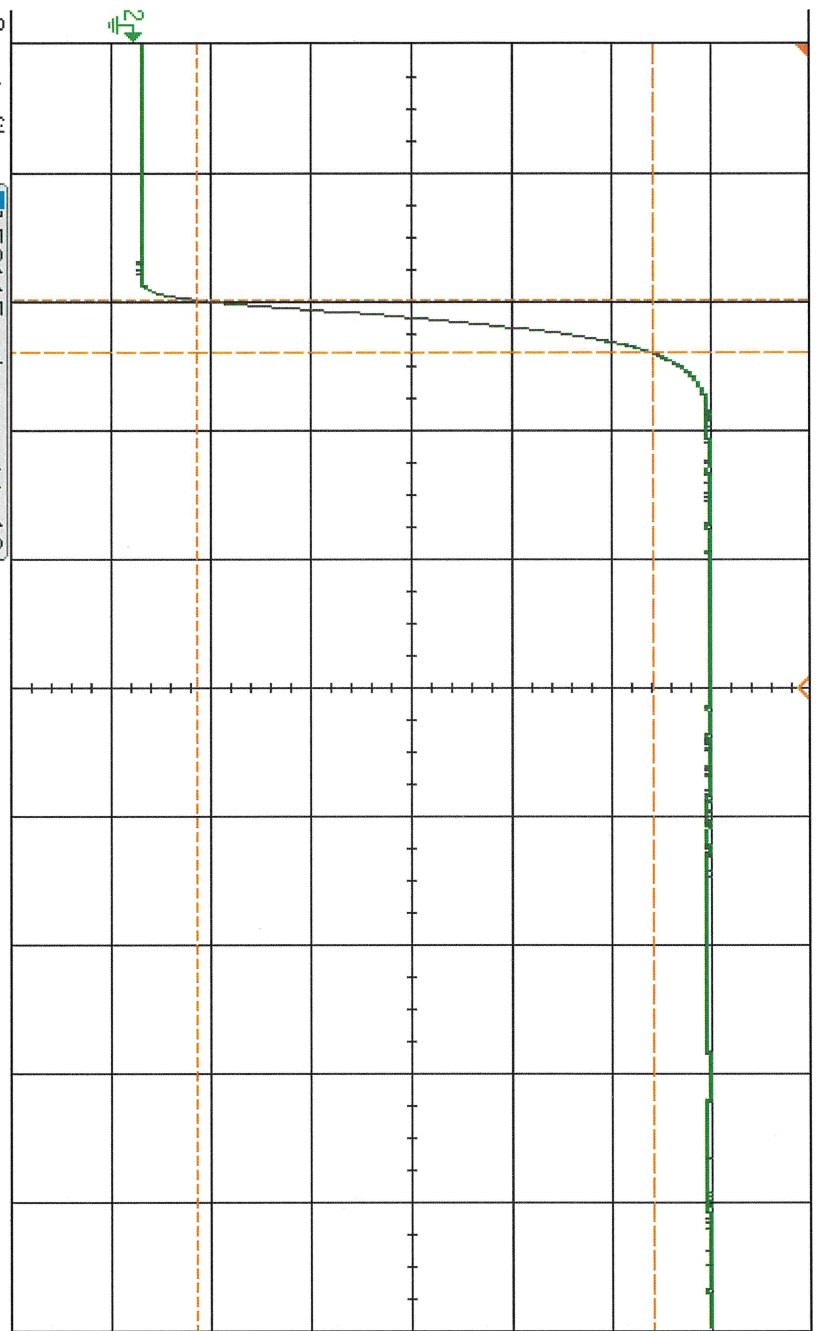
Measurements

AC RMS - FS[2]:	1.8683V
Fall[2]:	No edges
Rise[2]:	23.5ns

PL56115  
 Rise settle @ -10dbm

DSO-X 3024A, MW54490369, Wed Nov 12 13:33:16 2025

1 2 700% / 3 4 11.00ns 50.00% / Auto F E 3.17V



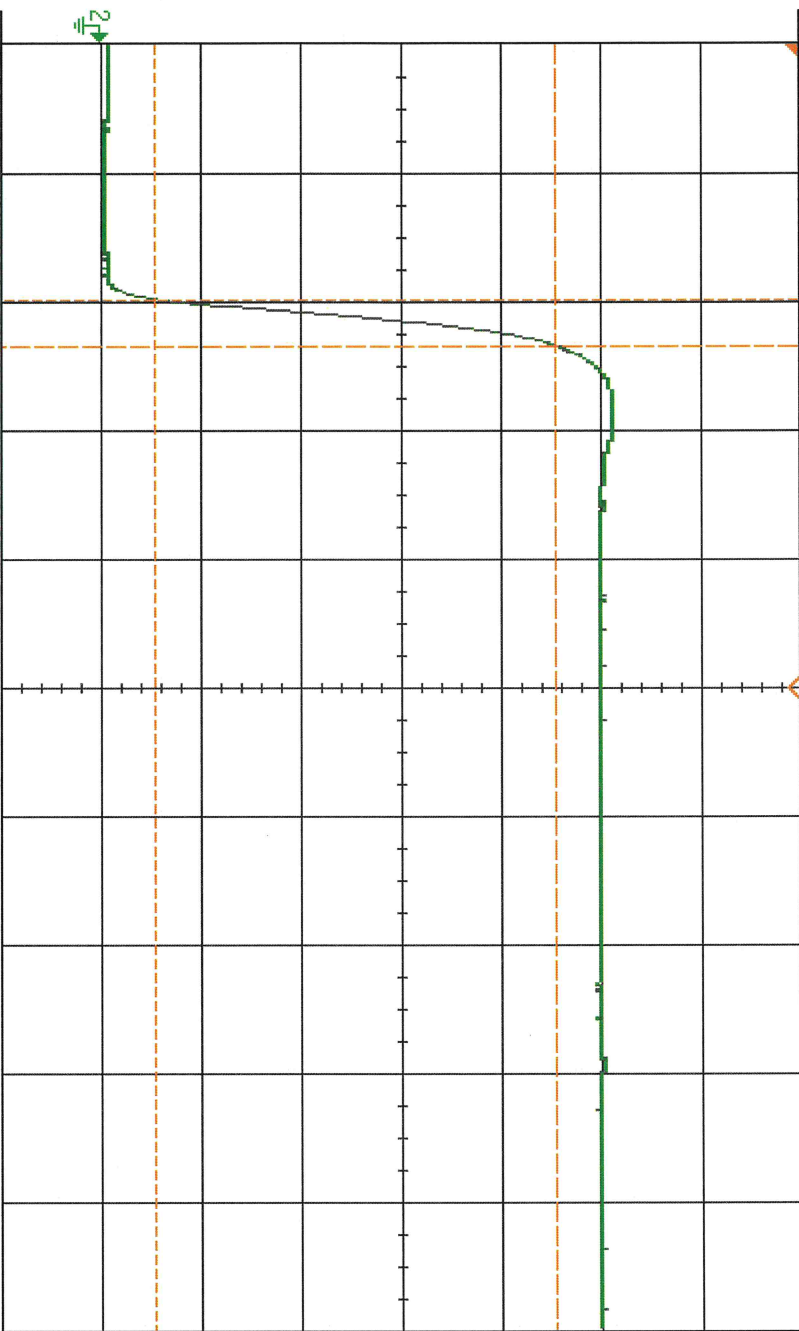
Save to file = PL56115\_rise\_sett\_10

**KEYSIGHT TECHNOLOGIES**  
 Acquisition ::  
 Averaging: 1B  
 4.00GSa/s  
 Channels ::  
 DC 1.00:1  
 DC 1.00:1  
 DC 1.00:1  
 Measurements ::  
 AC RMS - FS(2): 1.5990V  
 Fall(2): No edges  
 Rise(2): 20.5ns

PL56115  
Rise Sett @ -40dbm

DSO-X 3024A, MY54490869, Wed Nov 12 13:33:57 2025

1 2 400% / 3 4 11.00% 50.00% / Auto F E 3.17V



Save to file = pl56115\_rise\_sett\_40

Spell 0 Enter Delete Character Increment Press to Save

KEYSIGHT TECHNOLOGIES

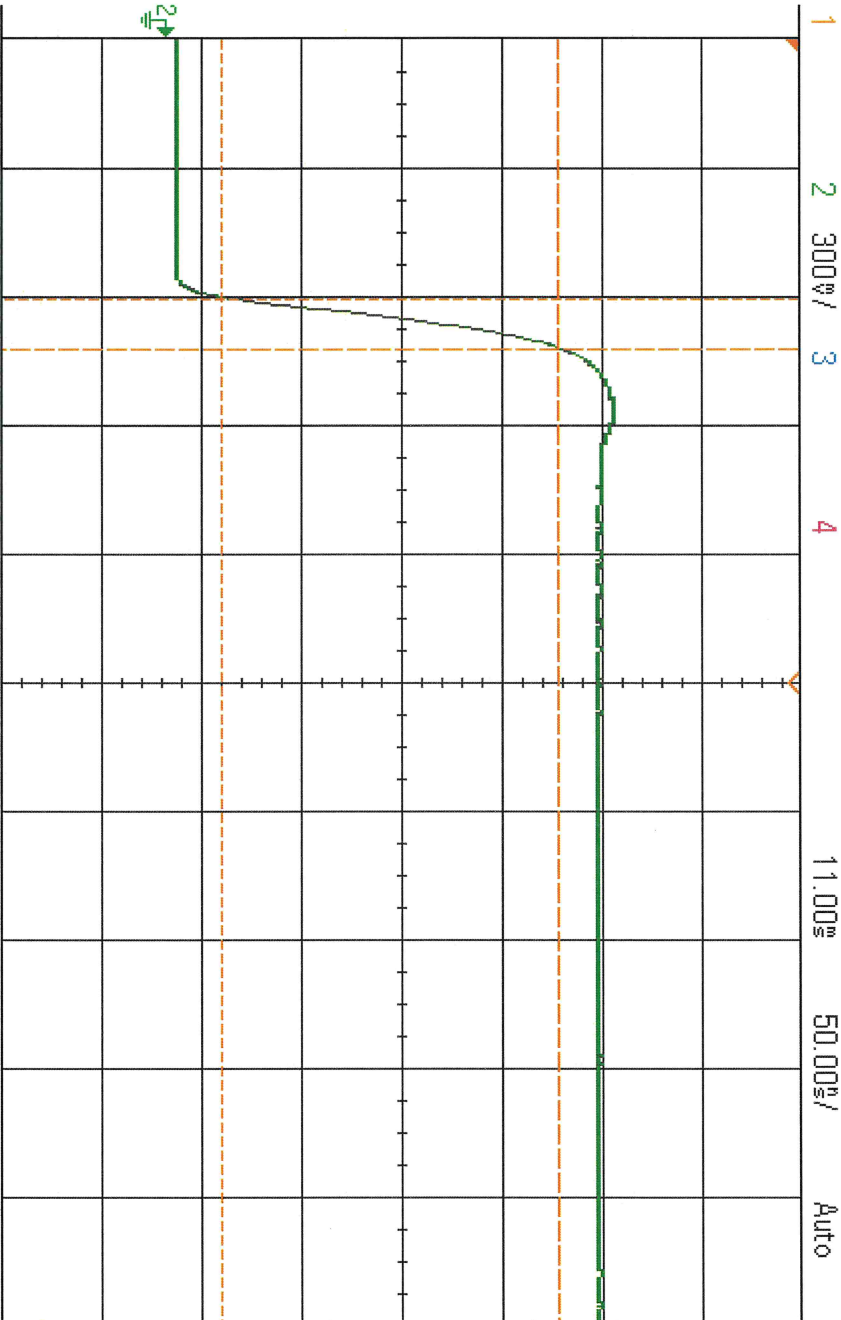
Acquisition ::  
Averaging: 16  
4.00GSa/s

Channels ::  
DC 1.00:1  
DC 1.00:1  
DC 1.00:1  
DC 1.00:1

Measurements ::  
AC RMS - FS(2): 797.60mV  
Fall(2): No edges  
Rise(2): 18.0ns

PL56115  
 Rise settle @ -50dbm

DSO-X 3024A, MY54490369, Wed Nov 12 13:34:28 2025



11.00ns 50.00mV Auto f E 3.17V

Save to file = pl56115\_rise\_sett\_50

Spell 0

Enter

Delete Character

Increment

Press to Save

**KEYSIGHT TECHNOLOGIES**

Acquisition ::  
 Averaging: 16  
 4,006Sa/s

Channels ::

DC	1.00:1
DC	1.00:1
DC	1.00:1
DC	1.00:1

Measurements ::

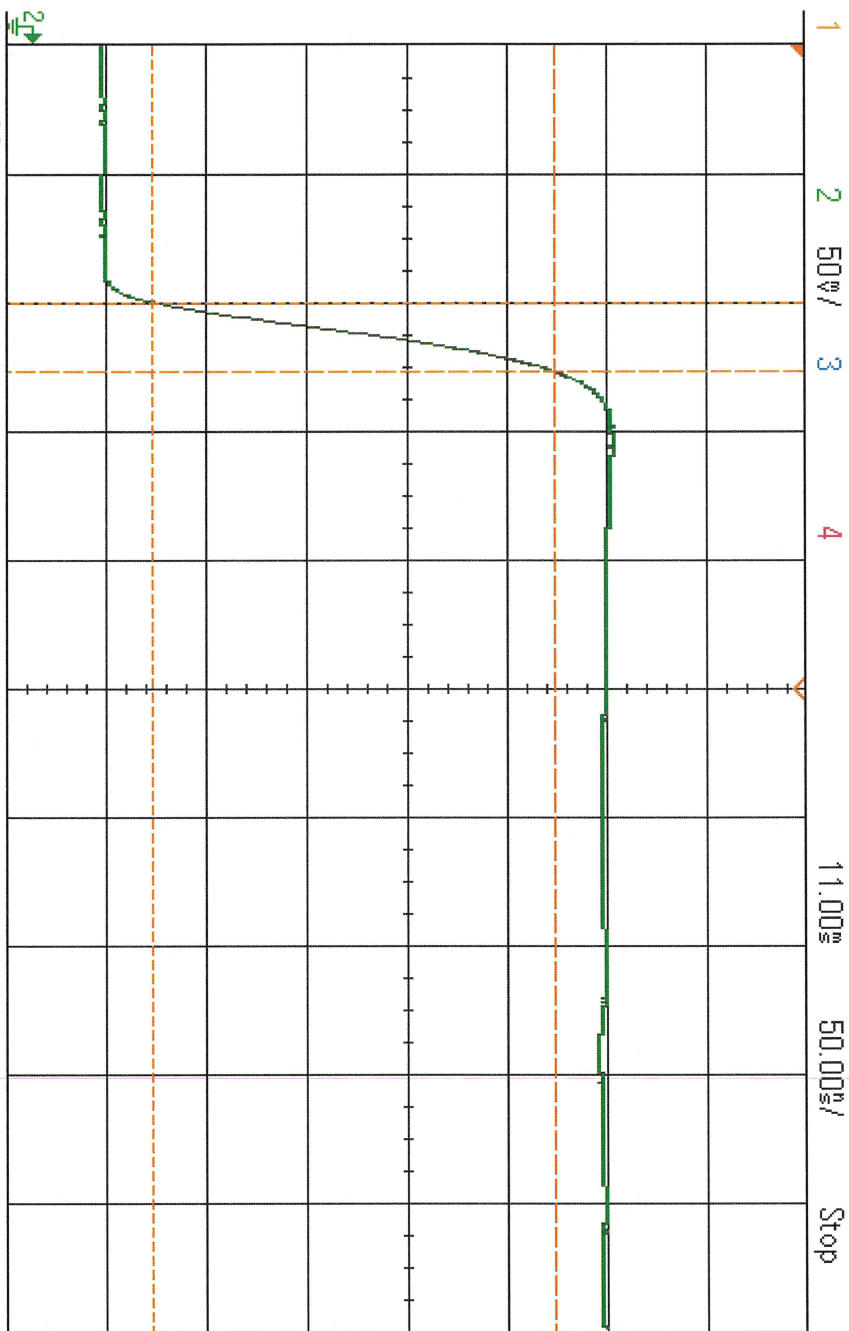
AC RMS - FS(2): 51.1 .45mV

Fall(2): No edges

Rise(2): 19.5ns

PL56115  
 Rise settle @ -65 dbm

DSO-X 3024A, MW54490369, Wed Nov 12 13:35:36 2025



Acquire Menu

Acq Mode Averaging

# Avgs 128

Segmented

KEYSIGHT TECHNOLOGIES

Acquisition: 128

Averaging: 128

4.00GSa/s

Channels

DC 1.00:1

DC 1.00:1

DC 1.00:1

DC 1.00:1

Measurements

AC RMS - FS[2]: 101.51mV

Fall[2]: No edges

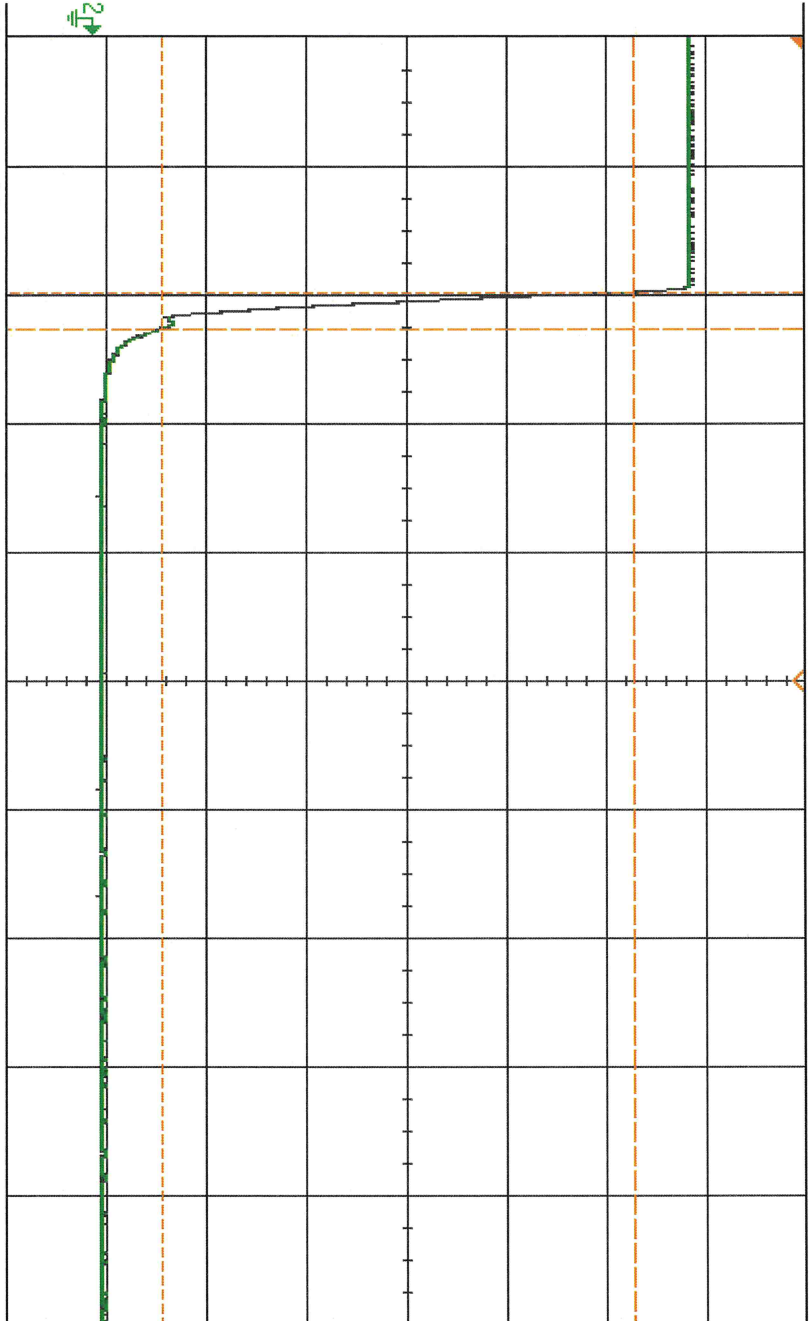
Rise[2]: 26.8ns

3.17V

PL56115  
Recovery Fall @ 0dbm

DSO-X 3024A, MW54490389, Wed Nov 12 13:37:06 2025

1 2 800V/ 3 4 11.05ms 500.0ns/ Auto F E 3.17V



Measurement Menu

Source 2

Type: Fall

Add Measurement

Settings

Clear Meas

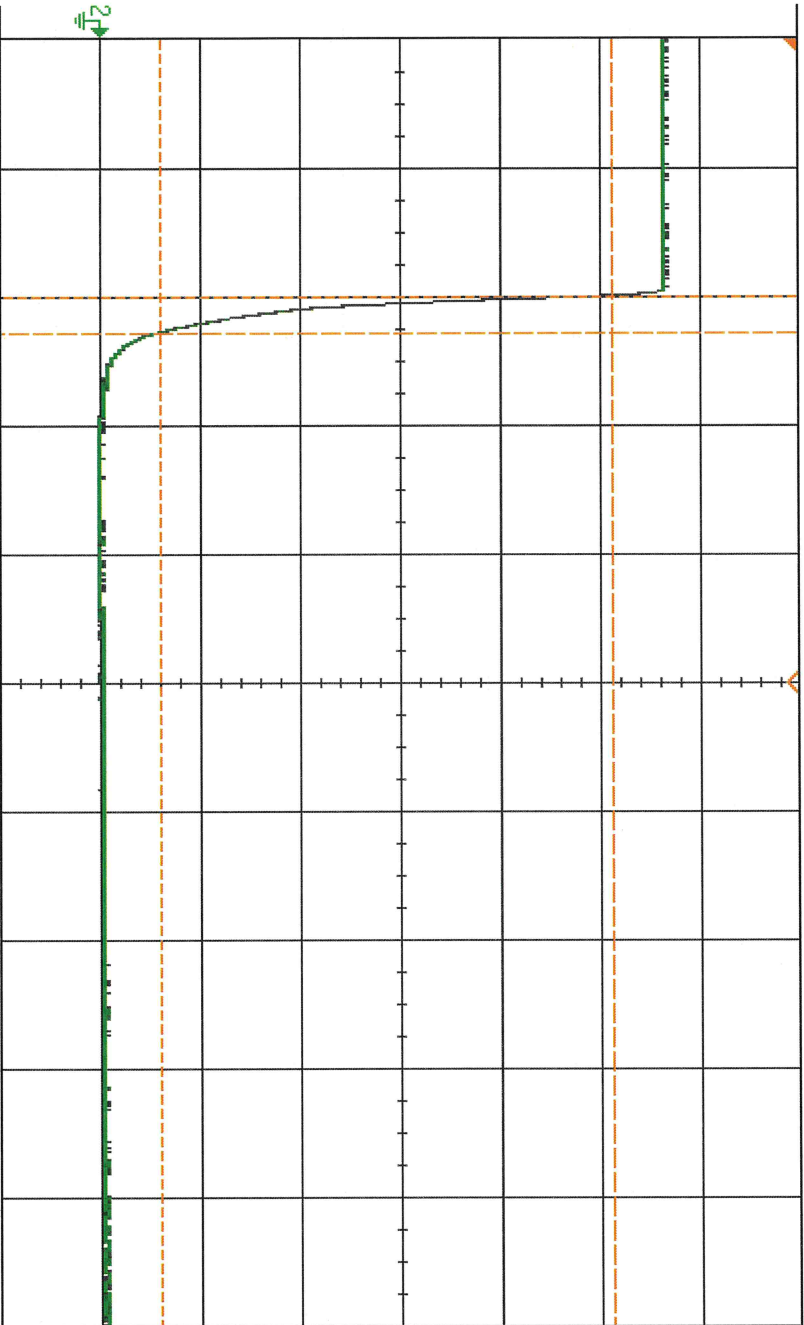
Statistics

KEYSIGHT TECHNOLOGIES	
Acquisition	::
Averaging: 16	
4.00GSa/s	
Channels	::
DC	1.00:1
DC	1.00:1
DC	1.00:1
DC	1.00:1
Measurements	::
AC RMS - FS(2):	1.8898V
Rise(2):	No edges
Fall(2):	142.5ns

PL56115  
 Recovery Fall @ -20dbm

DSO-X 3024A, MW54490369: Wed Nov 12 13:37:40 2025

1 2 600% / 3 4 11.05e 500.0% / Auto f E 3.17V



Measurement Menu

Source 2

Type: Fall

Add Measurement

Settings

Clear Meas

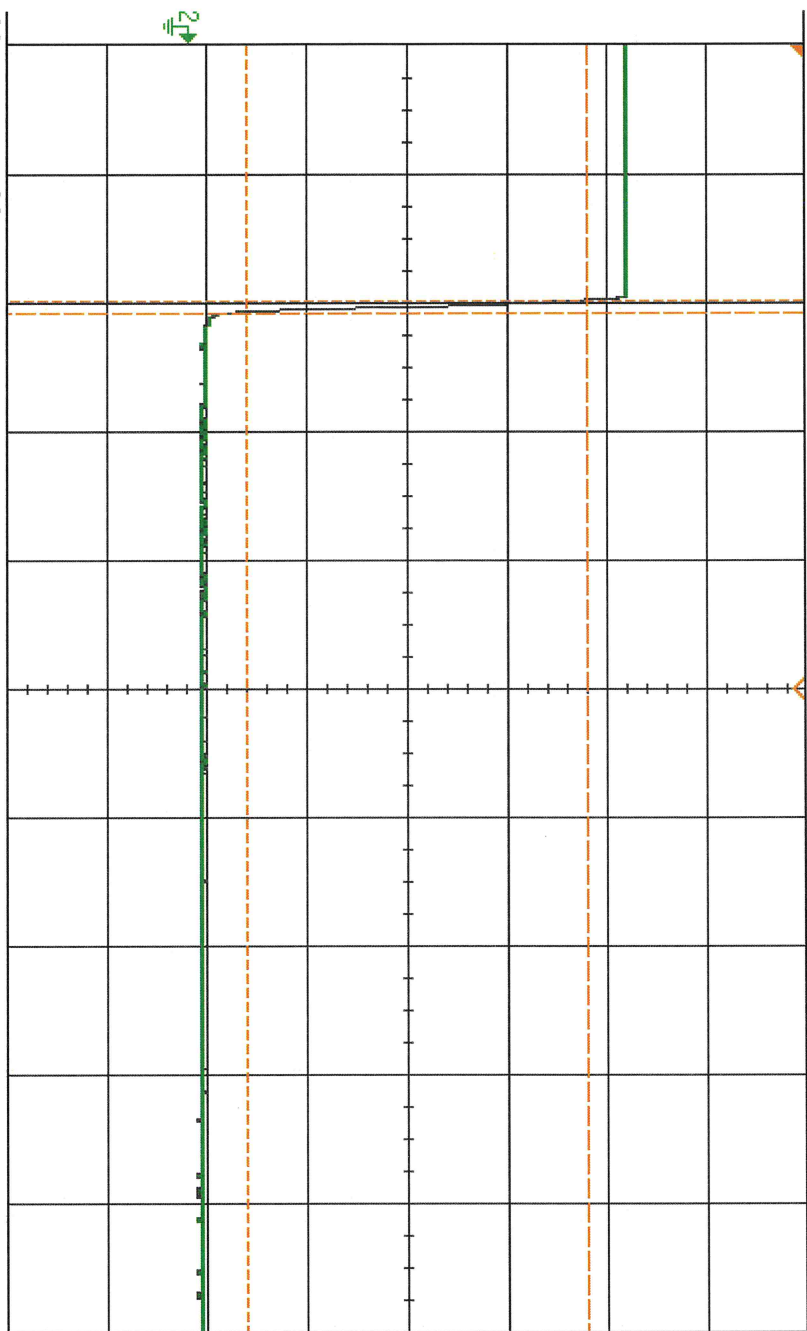
Statistics

KEYSIGHT TECHNOLOGIES	
Acquisition	Averaging: 16 4.00GSa/s
Channels	DC 1.00:1 DC 1.00:1 DC 1.00:1 DC 1.00:1
Measurements	AC RMS - FS[2]: 1.3543V Rise[2]: No edges Fall[2]: 137.8ns

PL56115  
 Recovery Fall @ -50dbm

DSO-X 3024A, MW54490369, Wed Nov 12 13:38:24 2025

1 2 300% / 3 4 11.05% 500.0% / Auto f E 3.17V



Measurement Menu

- Source  
2
- Type:  
Fall
- Add  
Measurement
- Settings
- Clear Meas
- Statistics

**KEYSIGHT TECHNOLOGIES**

Acquisition ::  
 Averaging: 16  
 4.00GSa/s

Channels ::

DC	1.00:1
DC	1.00:1
DC	1.00:1
DC	1.00:1

Measurements ::

AC RMS - FS[2]: 510.73mV

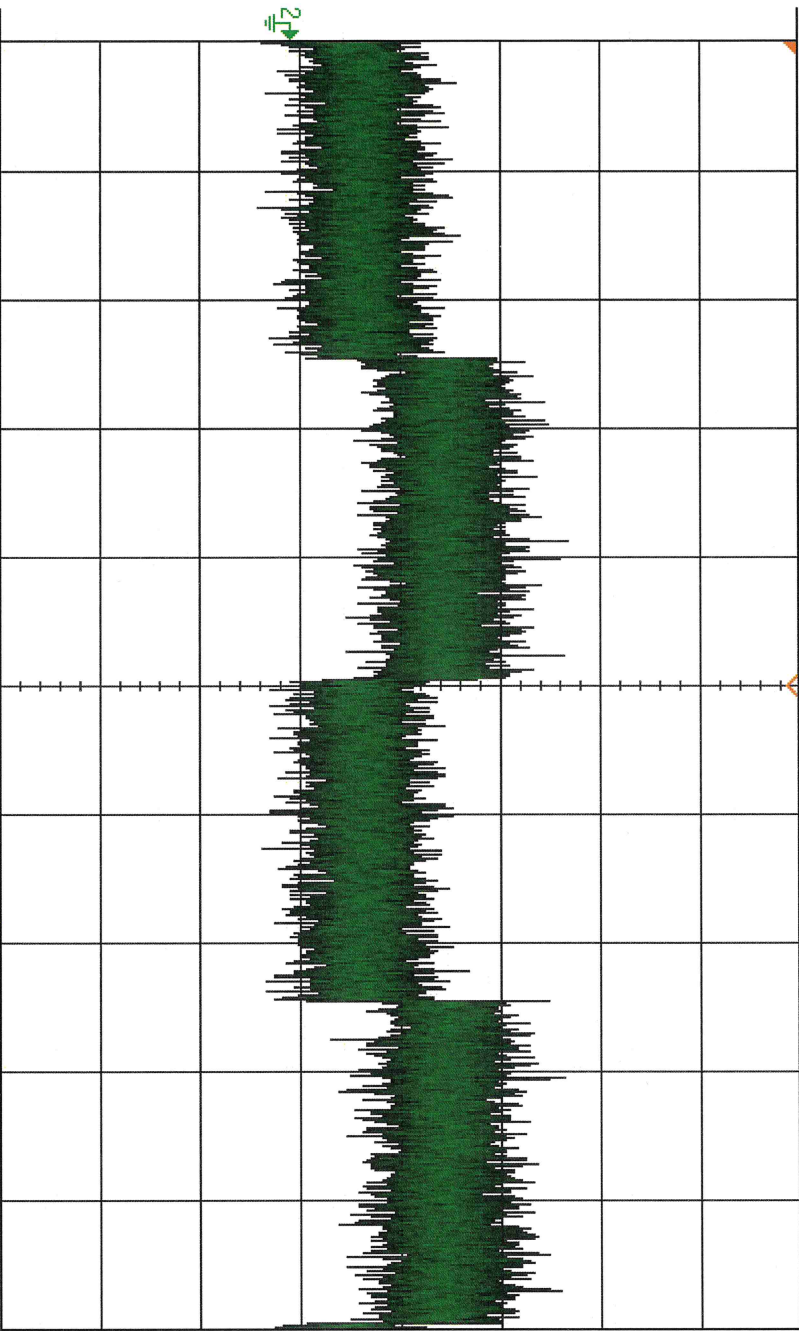
Rise[2]: No edges

Fall[2]: 44.4ns

PL56115  
TSS -73 dbm

DSO-X 3024A, MW54490369, Wed Nov 12 13:39:31 2025

1 2 50% / 3 4 11.05% 20.00% / Auto f E 3.17V



KEYSIGHT TECHNOLOGIES	
Acquisition	Normal
	4.00GSa/s
Channels	
DC	1.00:1
DC	1.00:1
DC	1.00:1
DC	1.00:1


Cursors Menu  
Mode Off

To turn on cursors, press the [Cursors] key on the front panel.

PL56115  
RMS noise

DSO-X 3024A, MY54490369, Wed Nov 12 13:40:17 2025

1 2 50% 3 4 11.05e 200.0eV Auto f E 3.17V



Channels	DC	1.00:1
DC	DC	1.00:1
DC	DC	1.00:1
DC	DC	1.00:1
Measurements	Rise(2):	120ns
	Fall(2):	<93ns
	AC RMS - FS(2):	12.92mV

Measurement Menu

Source 2

Type: AC RMS - FS

Add Measurement

Settings

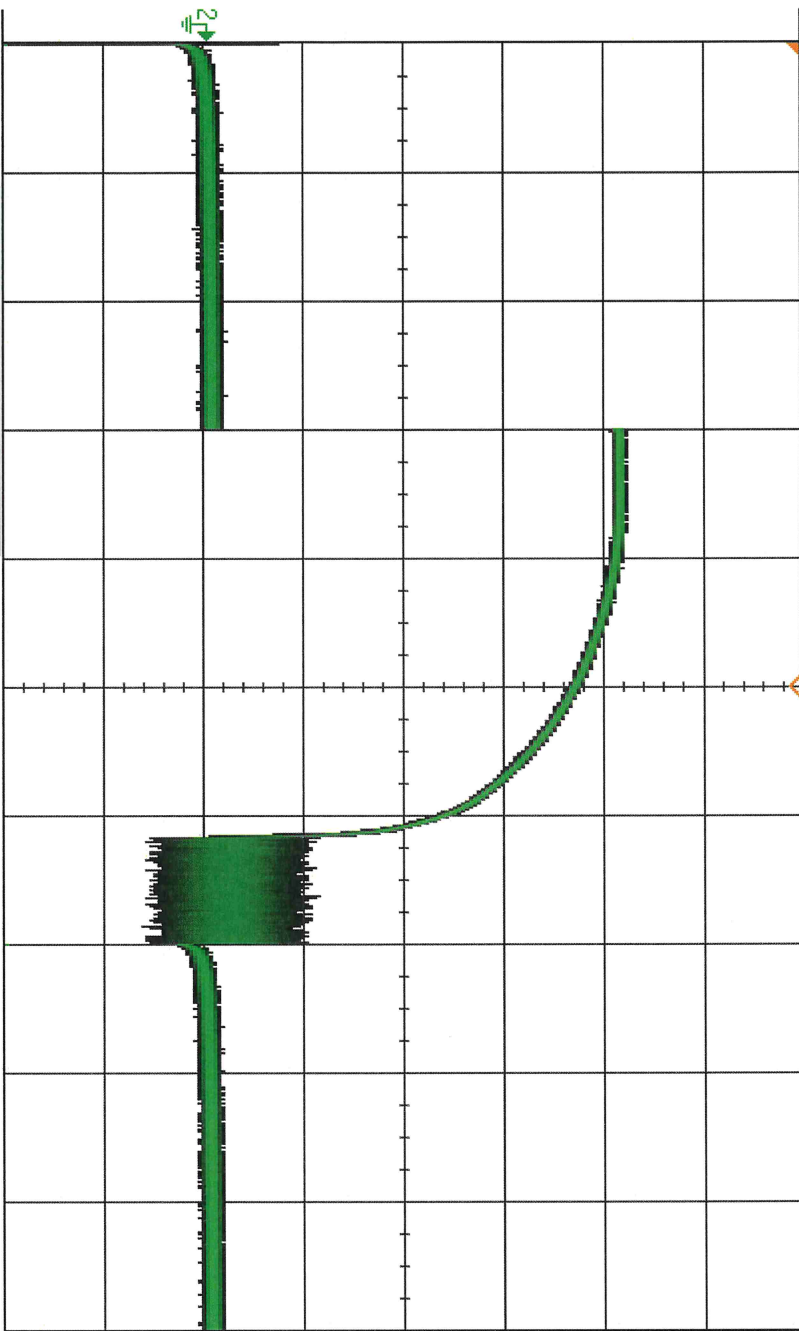
Clear Meas

Statistics

PL56115  
CW Immune @ -46dbm

DSO-X 3024A, MW54490369: Wed Nov 12 13:28:23 2025

1 2 500% / 3 4 9.000% 1.000% / Auto F E 3.17V



KEYSIGHT TECHNOLOGIES	Acquisition	
	Normal	
	200MSa/s	
Channels		
DC	1.00:1	
DC	1.00:1	
DC	1.00:1	
DC	1.00:1	

Save to file = pl56115\_cw Immune\_40

Save

Recall

Default/Erase

Press to Save

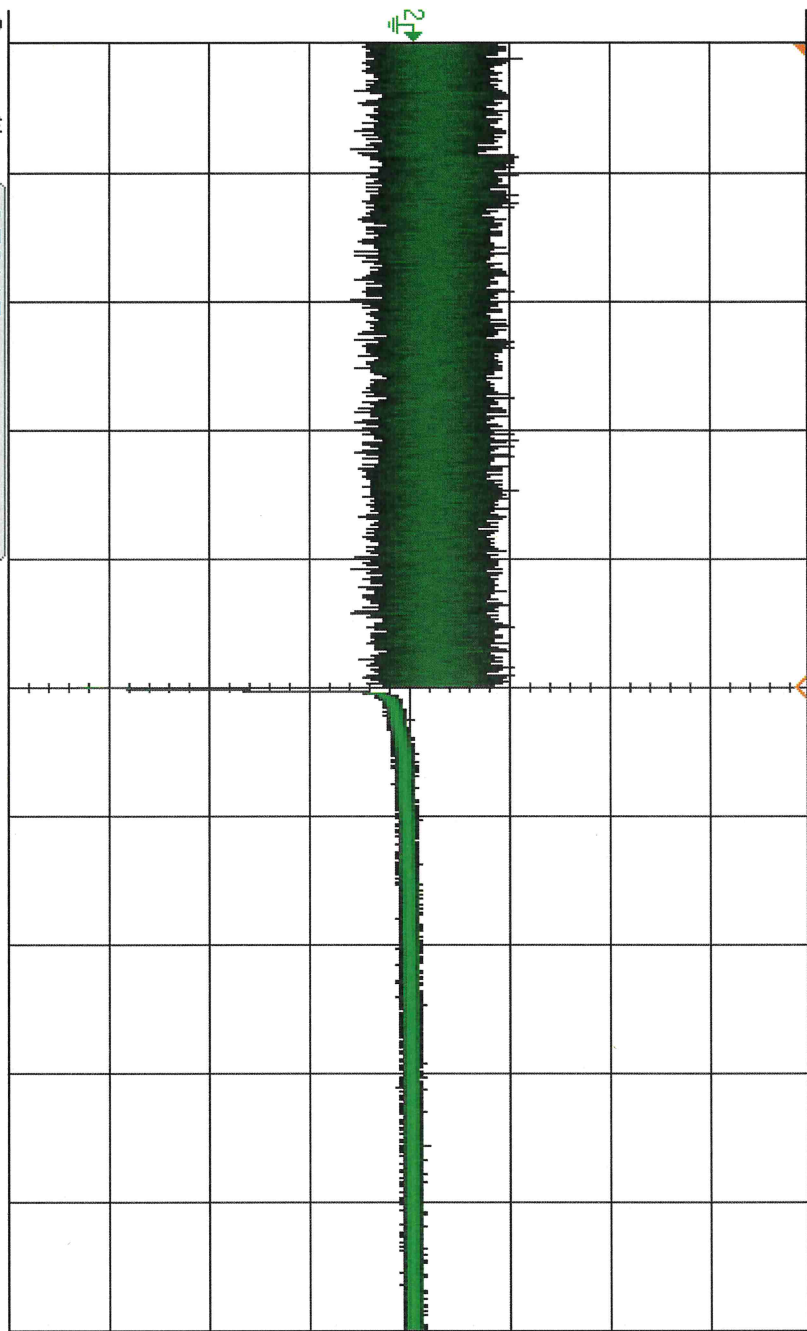
PL56115  
CW Recovery

DSO-X 3024A, MY54490969: Wed Nov 12 13:29:18 2025

1 2 500% / 3 4

11.00s 100.0s / Auto

f E 3.17V



KEYSIGHT TECHNOLOGIES

Acquisition Normal  
2.00GSa/s

Channels	
DC	1.00:1
DC	1.00:1
DC	1.00:1
DC	1.00:1

Save to file = pl56115\_cw\_recovery

Save

Recall

Default/Erase

Press to Save