

**Summary Data
For
ERDLVA-2G8G-65-70MV-2**

Customer: _____ Tested By: Dan Almond
 SO No: _____ Temperature: +25°C ,+85C,-10C
 Model No: ERDLVA-2G8G-65-70MV-2 Date 11/14/2025
 Serial No: PL56119/2545 Drawing No: 27650080 Rev: A1

TEST ITEM NO	PARAMETERS	SPECIFIED VALUE	TEST RESULTS	QA QC
1	Frequency Range:	2 to 8 GHz	2 to 8 GHz	PMI QA3
2	Input VSWR:	2.3:1 Max	1.30:1	
3	Input Power Max:	(1) 1 W CW (2) 100 W Peak @ PW = 1 us & Duty Cycle = 1%	Pass	
4	Switch Isolation:	60 dB Min (All Ports)	>60dB	
5	Switching Speed:	100 ns Max	<100ns	

7309-A Grove Road Frederick, MD 21704 USA Phone: (301) 662-5019 Fax: (301) 662-1731
 Email: sales@quanticpmi.com

**Summary Data
For
ERDLVA-2G8G-65-70MV-2**

TEST ITEM NO	PARAMETERS	SPECIFIED VALUE	TEST RESULTS	QA QC
6	TSS:	-71 dBm	-73 dBm	PMI QAS
7	Dynamic Range:	-65 to 0 dBm	-65 to 0 dBm	
8	Log Slope:	70 mV/dB ±3 mV/dB	69.13/70.33mV/dB	
9	Log Linearity:	±1.0 dB Max	+46/-55dB	
10	Log Accuracy @ 25°C:	±1.25 dB Max	1.05/-1.03dB	
11	Absolute Log Accuracy:	±2.0 dB Max	1.14/-1.12dB	
12	DC Offset:	±70 mV	51mV	
13	Rise Time:	28 ns Max (10% to 90% @ -50 to 0 dBm, 10% to 90% Full Dynamic Range Guaranteed)	26.3ns @ 0dbm-See Plots	
14	Fall Time:	300 ns Max (10% to 90% @ -50 to 0 dBm, 10% to 90% Full Dynamic Range Guaranteed)	160.3.3ns @ 0dbm-See Plots	
15	Settling Time:	50 ns Max (From 10% to within 70 mV of final value @ -40 & -10 dBm)	<60ns See Plots	
16	Recovery Time:	1 us Max (From 90% to within ±1.5 dB of baseline)	< 700ns	
17	Video Frequency Flatness:	±1.25 dB Max @ 25°C	±.68 dB Max @ 25°C	
18	Pulse Width Process Range:	100 ns to 100 us	100 ns to 100 us	
19	Video Output Load Impedance:	95 ±1 Ω	95 Ω	

7309-A Grove Road Frederick, MD 21704 USA Phone: (301) 662-5019 Fax: (301) 662-1731
Email: sales@quanticpmi.com

**Summary Data
For
ERDLVA-2G8G-65-70MV-2**

TEST ITEM NO	PARAMETERS	SPECIFIED VALUE	TEST RESULTS	QA QC
20	Video Output @ -65 dBm:	330 ± 88 mV Over Frequency	329/262mV	PM GAS
21	Video Output Drive Capability:	Driving 100 ft RG180 into 95 Ω Load	Pass	↑
22	Pulse Density Capability:	10% Duty @ 100 ns PW 70% Duty @ 100 us PW	Pass	
23	Noise Level:	20 mV RMS Max	13.59mV	
24	Pulse Droop @ -65 dBm:	70 mV Max for PW 100 us	< 70mV	
25	Propagation Delay:	50 ns Max (50% RF to 10% Video)	< 50ns	
26	CW Immune Power:	TSS to -40 dBm	TSS to -40 dBm	
27	Baseline Shift:	200 mV Max @ -40 dBm CW	< 200mV	
28	Pulse Amplitude Loss with Pulse @ -30 dBm:	CW @ -50 dBm = No Loss CW @ -40 dBm = 2 dB Max	Pass	
29	CW Immue Time @ CW = -40 dBm	4 ms Max	2.6 ms	
30	CW Recovery Time @ CW = -40 dBm	120 us Max	< 100us	
31	DC Power:	+15V (±5%) @ 500 mA Max -15V (±5%) @ 200 mA Max	500 mA 140 mA	
32	Ripple DC to 10 MHz	100 mV Max	< 100mV	

QA/QC Approval: *K. K. [Signature]* Date: 10.31.25

7309-A Grove Road Frederick, MD 21704 USA Phone: (301) 662-5019 Fax: (301) 662-1731
Email: sales@quanticpmi.com

LOG TRANSFER WITH FREQUENCY
 MODEL: ERLVA-2G8G-65-70MV-2
 TESTED BY: DA
 DATE: 11-12-25
 SERIAL NO: PL56119-RF

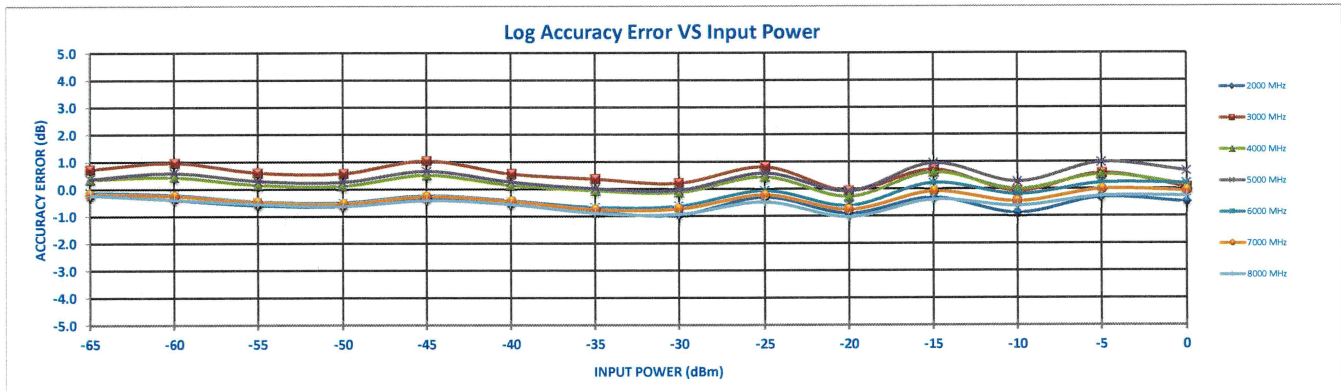
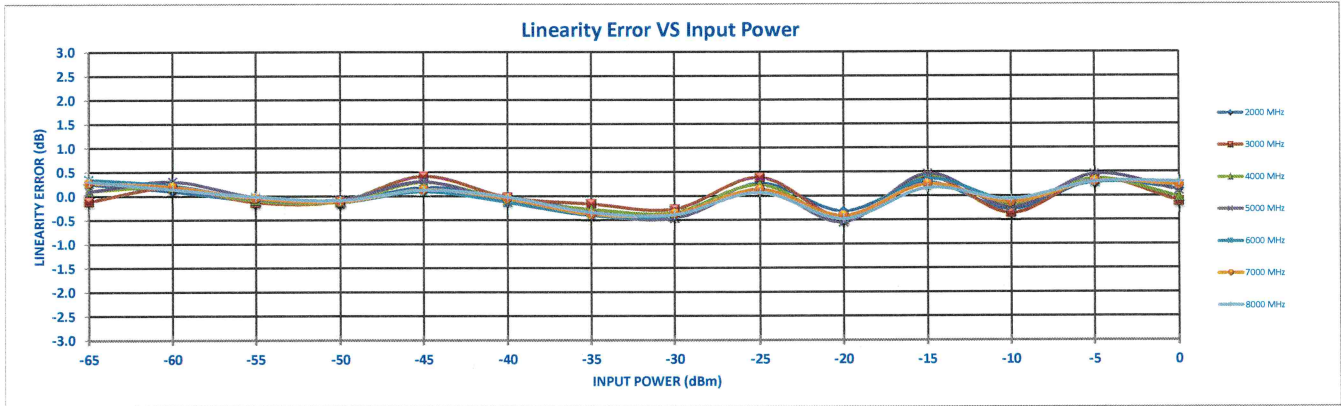
Test Temp: +25C



PLANAR MONOLITHICS INDUSTRIES
 4921 Robert J. Mathews Parkway STE 1
 TEL: 916-542-1401 FAX: 301-662-1731
 EMAIL: SALES@PMI-RF.COM
 ISO 9001:2000 CERTIFIED

DC Offset= 0.051

Frequency			-65	-60	-55	-50	-45	-40	-35	-30	-25	-20	-15	-10	-5	0	RF Input Power (dBm)			
2000 MHz	INTERCEPT (mV)	4774.1															Measured Value (mV)			
	SLOPE (mV/dB)	69.69	262	600	935	1282	1651	1986	2314	2655	3050	3358	3748	4058	4447	4784	Error (mV)			
			18	7	-6	-8	13	-1	-21	-29	18	-22	19	-19	21	10	LINEARITY ERROR (dB)			
			0.25	0.10	-0.09	-0.11	0.18	-0.01	-0.30	-0.41	0.26	-0.32	0.28	-0.28	0.31	0.14	ACCURACY ERROR (dB)			
			-0.23	-0.39	-0.59	-0.62	-0.34	-0.54	-0.85	-0.96	-0.31	-0.90	-0.31	-0.88	-0.31	-0.48				
3000 MHz	INTERCEPT (mV)	4829.9															Measured Value (mV)			
	SLOPE (mV/dB)	69.13	329	695	1019	1366	1748	2063	2399	2737	3128	3416	3820	4114	4509	4822	Error (mV)			
			-8	13	-9	-7	29	-2	-11	-19	26	-31	27	-25	25	-8	LINEARITY ERROR (dB)			
			-0.11	0.19	-0.13	-0.11	0.42	-0.03	-0.16	-0.28	0.38	-0.45	0.39	-0.36	0.36	-0.11	ACCURACY ERROR (dB)			
			0.73	0.97	0.61	0.58	1.05	0.56	0.37	0.21	0.81	-0.07	0.72	-0.07	0.58	0.06				
4000 MHz	INTERCEPT (mV)	4829.7															Measured Value (mV)			
	SLOPE (mV/dB)	69.75	303	658	987	1334	1711	2034	2369	2713	3102	3401	3813	4119	4506	4828	Error (mV)			
			7	14	-8	-8	20	-8	-19	-24	16	-34	30	-13	25	-2	LINEARITY ERROR (dB)			
			0.10	0.19	-0.09	-0.11	0.29	-0.08	-0.28	-0.35	0.23	-0.48	0.42	-0.19	0.36	-0.02	ACCURACY ERROR (dB)			
			0.36	0.44	0.15	0.12	0.52	0.14	-0.06	-0.13	0.44	-0.28	0.62	0.00	0.54	0.15				
5000 MHz	INTERCEPT (mV)	4856.1															Measured Value (mV)			
	SLOPE (mV/dB)	70.14	304	669	997	1344	1721	2042	2374	2719	3112	3415	3836	4138	4537	4864	Error (mV)			
			7	21	-1	-5	21	-9	-27	-33	9	-38	32	-17	32	8	LINEARITY ERROR (dB)			
			0.10	0.30	-0.02	-0.07	0.30	-0.12	-0.39	-0.47	0.13	-0.55	0.46	-0.24	0.45	0.11	ACCURACY ERROR (dB)			
			0.37	0.60	0.30	0.26	0.66	0.26	0.01	-0.05	0.58	-0.08	0.95	0.27	0.98	0.67				
6000 MHz	INTERCEPT (mV)	4816.1															Measured Value (mV)			
	SLOPE (mV/dB)	70.33	269	612	944	1291	1658	1994	2326	2678	3067	3378	3786	4106	4484	4832	Error (mV)			
			24	16	-4	-9	7	-9	-29	-28	9	-32	25	-7	20	16	LINEARITY ERROR (dB)			
			0.35	0.22	-0.06	-0.12	0.10	-0.13	-0.41	-0.40	0.13	-0.45	0.35	-0.10	0.28	0.23	ACCURACY ERROR (dB)			
			-0.13	-0.22	-0.46	-0.50	-0.24	-0.43	-0.68	-0.64	-0.07	-0.61	0.23	-0.19	0.22	0.21				
7000 MHz	INTERCEPT (mV)	4797.3															Measured Value (mV)			
	SLOPE (mV/dB)	70.02	265	610	943	1288	1656	1993	2320	2671	3056	3368	3764	4088	4468	4813	Error (mV)			
			19	14	-3	-8	10	-3	-27	-26	9	-29	17	-9	21	16	LINEARITY ERROR (dB)			
			0.27	0.20	-0.05	-0.12	0.14	-0.05	-0.38	-0.37	0.13	-0.41	0.24	-0.13	0.30	0.22	ACCURACY ERROR (dB)			
			-0.19	-0.25	-0.48	-0.54	-0.27	-0.44	-0.76	-0.74	-0.22	-0.76	-0.09	-0.45	-0.01	-0.07				
8000 MHz	INTERCEPT (mV)	4778.6															Measured Value (mV)			
	SLOPE (mV/dB)	69.81	262	600	938	1282	1646	1985	2311	2657	3038	3349	3743	4076	4450	4799	Error (mV)			
			21	10	-1	-6	9	-1	-24	-27	5	-33	12	-4	20	20	LINEARITY ERROR (dB)			
			0.30	0.14	-0.01	-0.09	0.13	-0.02	-0.35	-0.39	0.07	-0.48	0.17	-0.06	0.29	0.29	ACCURACY ERROR (dB)			
			-0.23	-0.39	-0.55	-0.62	-0.41	-0.56	-0.89	-0.94	-0.48	-1.03	-0.39	-0.62	-0.26	-0.27				
Flatness		+/- dB	0.48	0.68	0.60	0.60	0.73	0.56	0.63	0.59	0.64	0.48	0.67	0.57	0.64	0.57				
-65dBm mV-Out			329	Max																
			262	Min																



LOG TRANSFER WITH FREQUENCY
 MODEL: ERLVA-2G8G-65-70MV-2
 TESTED BY: DA
 DATE: 11-12-25
 SERIAL NO: PL56119-RF

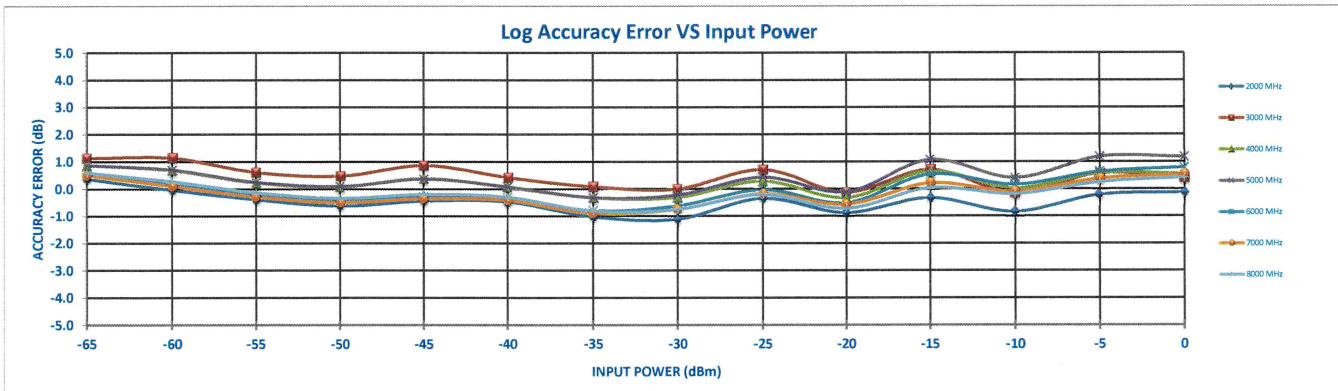
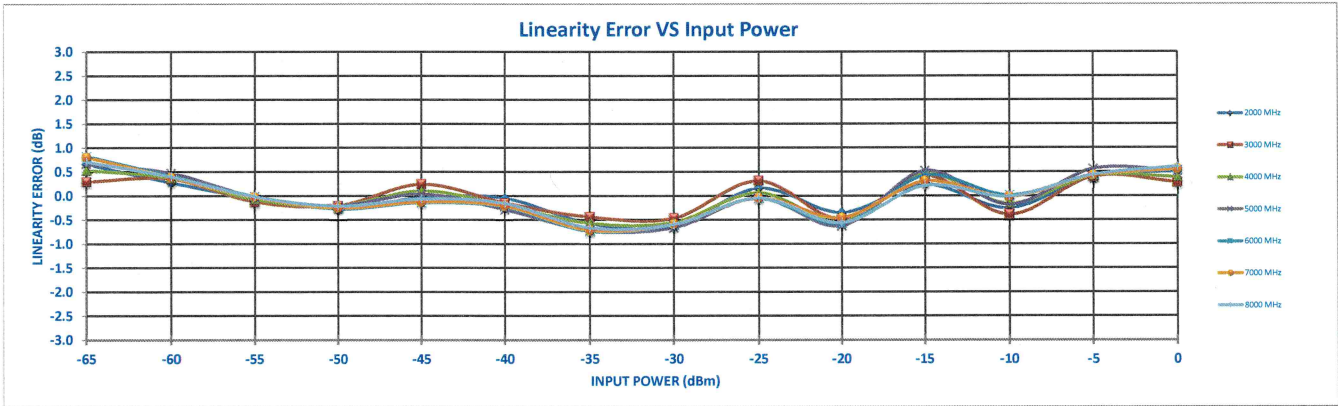
Test Temp: -10C



PLANAR MONOLITHICS INDUSTRIES
 4921 Robert J. Mathews Parkway STE 1
 TEL: 916-542-1401 FAX: 301-662-1731
 EMAIL: SALES@PMI-RF.COM
 ISO 9001:2000 CERTIFIED

DC Offset= 0.063

Frequency		-65	-60	-55	-50	-45	-40	-35	-30	-25	-20	-15	-10	-5	0	RF Input Power (dBm)
2000 MHz	INTERCEPT (mV)	4798.3														Measured Value (mV)
	SLOPE (mV/dB)	70.52														Error (mV)
		261	586	916	1254	1622	1974	2289	2637	3046	3363	3757	4075	4474	4834	LINEARITY ERROR (dB)
		47	19	-4	-18	-3	-3	-41	-46	11	-25	17	-18	28	36	ACCURACY ERROR (dB)
		0.66	0.27	-0.05	-0.26	-0.04	-0.05	-0.58	-0.65	0.15	-0.35	0.24	-0.26	0.40	0.51	
		0.37	-0.05	-0.40	-0.63	-0.44	-0.47	-1.03	-1.12	-0.35	-0.88	-0.33	-0.84	-0.21	-0.14	
3000 MHz	INTERCEPT (mV)	4852.7														Measured Value (mV)
	SLOPE (mV/dB)	70.12														Error (mV)
		315	670	987	1332	1714	2037	2367	2716	3121	3416	3830	4124	4530	4872	LINEARITY ERROR (dB)
		20	25	-9	-14	17	-11	-31	-33	21	-34	29	-27	28	19	ACCURACY ERROR (dB)
		0.29	0.35	-0.13	-0.21	0.24	-0.15	-0.45	-0.47	0.31	-0.49	0.42	-0.39	0.40	0.28	
		1.13	1.14	0.61	0.47	0.86	0.42	0.07	-0.01	0.70	-0.14	0.70	-0.15	0.58	0.40	
4000 MHz	INTERCEPT (mV)	4854.8														Measured Value (mV)
	SLOPE (mV/dB)	70.72														Error (mV)
		296	638	960	1304	1680	2012	2339	2694	3091	3402	3826	4136	4531	4882	LINEARITY ERROR (dB)
		38	26	-5	-15	7	-14	-41	-39	4	-39	32	-12	30	27	ACCURACY ERROR (dB)
		0.53	0.37	-0.08	-0.21	0.11	-0.20	-0.58	-0.56	0.06	-0.54	0.45	-0.16	0.42	0.38	
		0.86	0.68	0.23	0.08	0.38	0.06	-0.33	-0.32	0.28	-0.33	0.65	0.02	0.59	0.54	
5000 MHz	INTERCEPT (mV)	4890.2														Measured Value (mV)
	SLOPE (mV/dB)	71.41														Error (mV)
		296	639	961	1305	1679	2013	2339	2700	3101	3417	3856	4163	4573	4927	LINEARITY ERROR (dB)
		48	34	-1	-14	2	-21	-52	-48	-4	-45	37	-13	40	37	ACCURACY ERROR (dB)
		0.67	0.47	-0.02	-0.20	0.03	-0.29	-0.72	-0.67	-0.05	-0.63	0.52	-0.18	0.56	0.52	
		0.86	0.70	0.24	0.09	0.37	0.08	-0.33	-0.23	0.42	-0.12	1.07	0.40	1.18	1.18	
6000 MHz	INTERCEPT (mV)	4860.5														Measured Value (mV)
	SLOPE (mV/dB)	71.50														Error (mV)
		272	600	927	1266	1633	1984	2305	2672	3069	3389	3818	4146	4534	4899	LINEARITY ERROR (dB)
		59	30	-1	-19	-10	-16	-53	-43	-4	-41	30	1	31	39	ACCURACY ERROR (dB)
		0.83	0.41	-0.01	-0.27	-0.14	-0.23	-0.74	-0.61	-0.06	-0.58	0.42	0.01	0.43	0.54	
		0.52	0.15	-0.24	-0.46	-0.28	-0.33	-0.80	-0.63	-0.03	-0.52	0.53	0.16	0.63	0.78	
7000 MHz	INTERCEPT (mV)	4841.9														Measured Value (mV)
	SLOPE (mV/dB)	71.22														Error (mV)
		270	596	923	1263	1628	1978	2298	2663	3058	3385	3795	4128	4516	4881	LINEARITY ERROR (dB)
		57	27	-2	-18	-9	-15	-51	-42	-3	-33	21	-2	30	39	ACCURACY ERROR (dB)
		0.80	0.38	-0.03	-0.25	-0.13	-0.21	-0.72	-0.59	-0.05	-0.46	0.30	-0.02	0.42	0.55	
		0.49	0.09	-0.30	-0.50	-0.35	-0.42	-0.90	-0.76	-0.18	-0.57	0.21	-0.09	0.38	0.53	
8000 MHz	INTERCEPT (mV)	4830.2														Measured Value (mV)
	SLOPE (mV/dB)	70.82														Error (mV)
		277	609	934	1274	1639	1986	2304	2663	3056	3374	3783	4121	4507	4873	LINEARITY ERROR (dB)
		60	28	-1	-15	-4	-11	-48	-43	-4	-40	15	-1	31	43	ACCURACY ERROR (dB)
		0.71	0.40	-0.02	-0.21	-0.06	-0.16	-0.67	-0.60	-0.05	-0.56	0.21	-0.01	0.44	0.60	
		0.59	0.27	-0.14	-0.35	-0.20	-0.30	-0.82	-0.76	-0.21	-0.73	0.04	-0.19	0.25	0.41	
Flatness	+/- dB	0.38	0.59	0.50	0.55	0.65	0.44	0.55	0.56	0.53	0.38	0.70	0.62	0.70	0.66	
-65dBm mV-Out		315	Max	261	Min											



LOG TRANSFER WITH FREQUENCY
 MODEL: ERLVA-2G8G-65-70MV-2
 TESTED BY: DA
 DATE: 11-12-25
 SERIAL NO: PL58119-RF

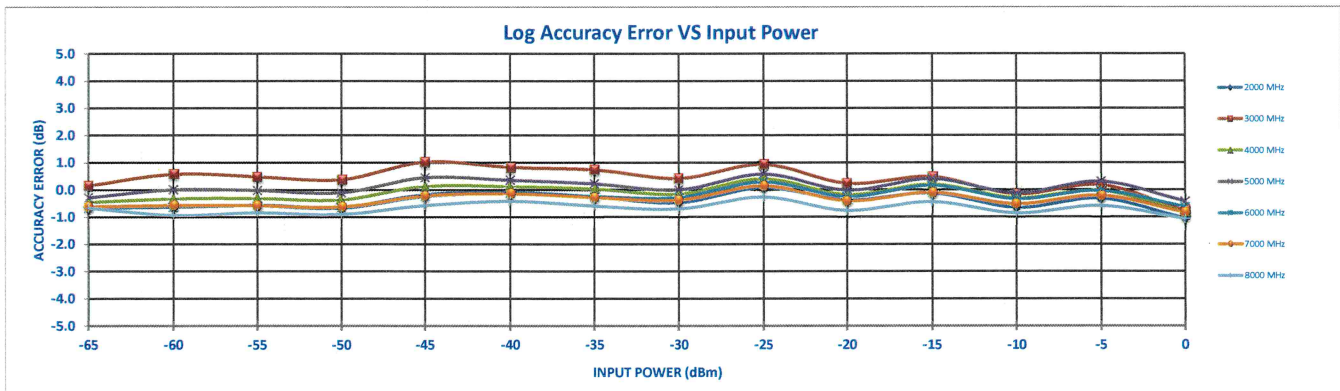
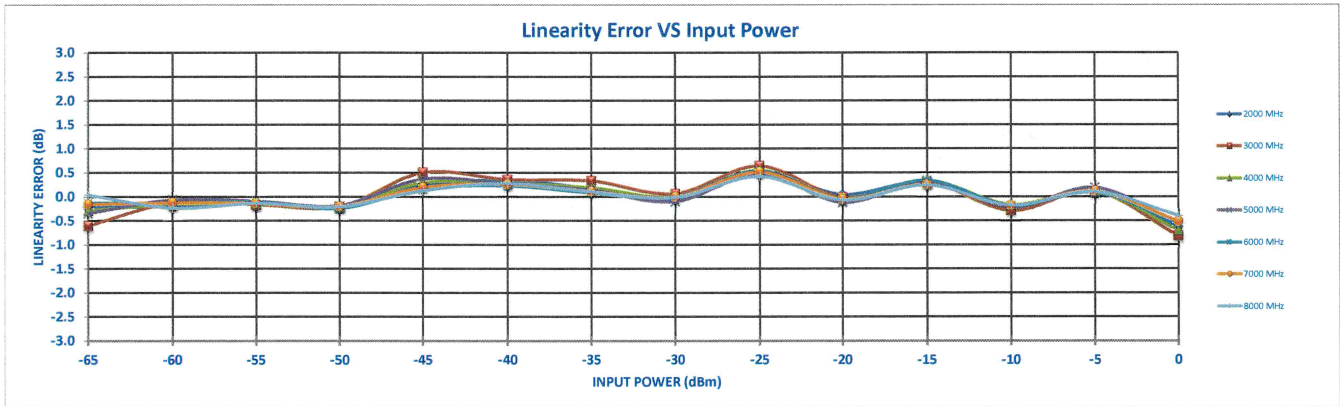
Test Temp: +85C



PLANAR MONOLITHICS INDUSTRIES
 4921 Robert J. Mathews Parkway STE 1
 TEL: 916-542-1401 FAX: 301-662-1731
 EMAIL: SALES@PMI-RF.COM
 ISO 9001:2000 CERTIFIED

DC Offset= 0.064

Frequency			-65	-60	-55	-50	-45	-40	-35	-30	-25	-20	-15	-10	-5	0	RF Input Power (dBm)	
2000 MHz	INTERCEPT (mV)	4717.7														Measured Value (mV)		
	SLOPE (mV/dB)	68.57	246	589	937	1274	1649	1998	2329	2657	3038	3349	3710	4016	4382	4674	Error (mV)	
			-0.21	-0.21	-0.14	-0.22	0.25	0.34	0.16	-0.05	0.50	0.04	0.30	-0.23	0.10	-0.64	LINEARITY ERROR (dB)	
			-0.64	-0.64	-0.56	-0.65	-0.18	-0.09	-0.26	-0.48	0.08	-0.39	-0.12	-0.66	-0.32	-1.07	ACCURACY ERROR (dB)	
3000 MHz	INTERCEPT (mV)	4748.1														Measured Value (mV)		
	SLOPE (mV/dB)	67.80	300	672	1008	1344	1731	2060	2397	2718	3096	3391	3751	4050	4416	4692	Error (mV)	
			-0.61	-0.12	-0.17	-0.21	0.50	0.35	0.32	0.06	0.63	-0.02	0.29	-0.30	0.10	-0.64	LINEARITY ERROR (dB)	
			0.15	0.57	0.47	0.37	1.01	0.81	0.73	0.41	0.92	0.22	0.47	-0.17	0.17	-0.80	ACCURACY ERROR (dB)	
4000 MHz	INTERCEPT (mV)	4737.9														Measured Value (mV)		
	SLOPE (mV/dB)	68.82	258	610	954	1293	1670	2012	2349	2679	3060	3363	3732	4040	4402	4689	Error (mV)	
			-0.29	-0.16	-0.15	-0.21	0.29	0.27	0.18	-0.01	0.55	-0.04	0.34	-0.17	0.10	-0.71	LINEARITY ERROR (dB)	
			-0.47	-0.33	-0.32	-0.37	0.13	0.11	0.03	-0.16	0.40	-0.19	0.20	-0.31	-0.03	-0.85	ACCURACY ERROR (dB)	
5000 MHz	INTERCEPT (mV)	4755.4														Measured Value (mV)		
	SLOPE (mV/dB)	68.84	270	633	974	1311	1692	2028	2362	2689	3072	3374	3746	4053	4425	4717	Error (mV)	
			-0.35	-0.06	-0.09	-0.18	0.37	0.26	0.13	-0.11	0.47	-0.13	0.29	-0.23	0.19	-0.56	LINEARITY ERROR (dB)	
			-0.29	0.00	-0.02	-0.11	0.45	0.35	0.22	-0.01	0.57	-0.02	0.40	-0.12	0.30	-0.44	ACCURACY ERROR (dB)	
6000 MHz	INTERCEPT (mV)	4741.7														Measured Value (mV)		
	SLOPE (mV/dB)	69.06	244	589	936	1272	1645	1995	2330	2670	3052	3358	3729	4038	4402	4703	Error (mV)	
			-0.13	-0.13	-0.11	-0.24	0.16	0.23	0.08	0.00	0.53	-0.04	0.34	-0.19	0.08	-0.56	LINEARITY ERROR (dB)	
			-0.67	-0.64	-0.58	-0.68	-0.24	-0.14	-0.25	-0.29	0.28	-0.26	0.15	-0.34	-0.03	-0.64	ACCURACY ERROR (dB)	
7000 MHz	INTERCEPT (mV)	4725.1														Measured Value (mV)		
	SLOPE (mV/dB)	68.72	247	593	936	1275	1646	1994	2327	2663	3042	3347	3711	4025	4389	4689	Error (mV)	
			-0.16	-0.13	-0.14	-0.21	0.19	0.26	0.10	-0.01	0.51	-0.05	0.24	-0.19	0.11	-0.53	LINEARITY ERROR (dB)	
			-0.63	-0.58	-0.58	-0.64	-0.22	-0.15	-0.29	-0.39	0.13	-0.42	-0.11	-0.53	-0.22	-0.85	ACCURACY ERROR (dB)	
8000 MHz	INTERCEPT (mV)	4700.6														Measured Value (mV)		
	SLOPE (mV/dB)	68.60	244	568	918	1256	1622	1975	2306	2641	3014	3323	3688	4002	4364	4673	Error (mV)	
			0.04	-0.24	-0.14	-0.21	0.12	0.27	0.09	-0.02	0.42	-0.08	0.24	-0.18	0.09	-0.40	LINEARITY ERROR (dB)	
			-0.67	-0.95	-0.84	-0.91	-0.57	-0.43	-0.60	-0.71	-0.27	-0.77	-0.45	-0.87	-0.59	-1.08	ACCURACY ERROR (dB)	
Flatness		+/- dB	0.41	0.76	0.66	0.64	0.79	0.62	0.66	0.56	0.60	0.50	0.46	0.37	0.44	0.32		
-65dBm mV-Out			300	Max														
			244	Min														



LOG TRANSFER WITH FREQUENCY
 MODEL: ERDLVA-2G8G-65-70MV-2
 TESTED BY: DA
 DATE: 11-12-25
 SERIAL NO: PL56119-Bit

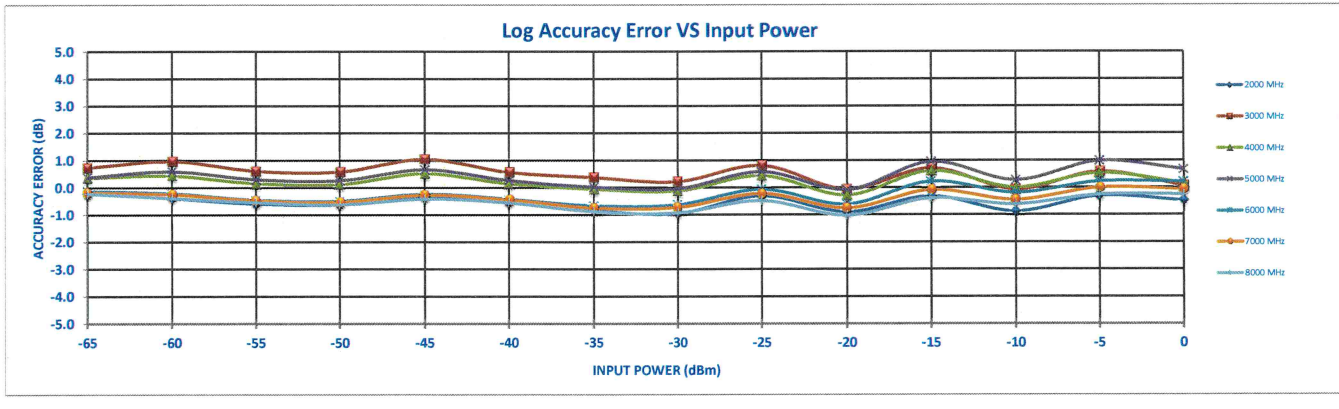
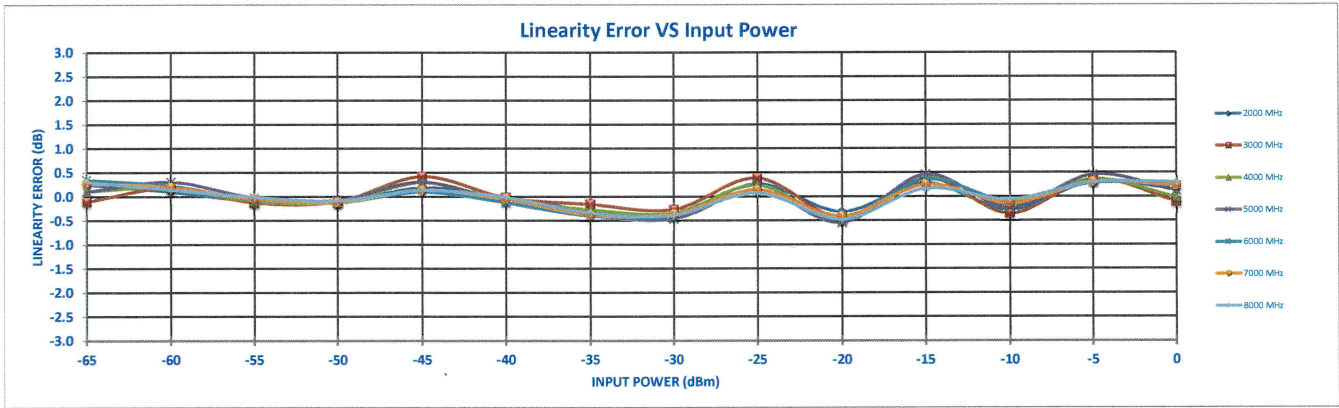
Test Temp: +25C



PLANAR MONOLITHICS INDUSTRIES
 4921 Robert J. Mathews Parkway STE 1
 TEL: 916-542-1401 FAX: 301-662-1731
 EMAIL: SALES@PMI-RF.COM
 ISO 9001:2000 CERTIFIED

DC Offset= 0.051

Frequency			-65	-60	-55	-50	-45	-40	-35	-30	-25	-20	-15	-10	-5	0	RF Input Power (dBm)
2000 MHz	INTERCEPT (mV)	4774.1	262	600	935	1282	1651	1986	2314	2655	3050	3358	3748	4058	4447	4784	Measured Value (mV)
	SLOPE (mV/dB)	69.69	18	7	-6	-8	13	-1	-21	-29	18	-22	19	-19	21	10	Error (mV)
3000 MHz	INTERCEPT (mV)	4829.9	0.25	0.10	-0.09	-0.11	0.18	-0.01	-0.30	-0.41	0.26	-0.32	0.28	-0.28	0.31	0.14	LINEARITY ERROR (dB)
	SLOPE (mV/dB)	69.13	-0.23	-0.39	-0.59	-0.62	-0.34	-0.54	-0.85	-0.96	-0.31	-0.90	-0.31	-0.88	-0.31	-0.48	ACCURACY ERROR (dB)
4000 MHz	INTERCEPT (mV)	4829.7	329	695	1019	1366	1748	2063	2399	2737	3128	3416	3820	4114	4509	4822	Measured Value (mV)
	SLOPE (mV/dB)	69.75	-8	13	-9	-7	29	-2	-11	-19	26	-31	27	-25	25	-8	Error (mV)
5000 MHz	INTERCEPT (mV)	4856.1	-0.11	0.19	-0.13	-0.11	0.42	-0.03	-0.16	-0.28	0.38	-0.45	0.39	-0.36	0.36	-0.11	LINEARITY ERROR (dB)
	SLOPE (mV/dB)	70.14	0.73	0.97	0.61	0.58	1.05	0.56	0.37	0.21	0.81	-0.07	0.72	-0.07	0.58	0.06	ACCURACY ERROR (dB)
6000 MHz	INTERCEPT (mV)	4816.1	303	658	987	1334	1711	2034	2369	2713	3102	3401	3813	4119	4506	4828	Measured Value (mV)
	SLOPE (mV/dB)	70.33	7	14	-6	-9	20	6	-19	-24	18	-34	30	-13	25	-2	Error (mV)
7000 MHz	INTERCEPT (mV)	4797.3	0.10	0.19	-0.09	-0.11	0.29	-0.08	-0.28	-0.35	0.23	-0.48	0.42	-0.19	0.36	-0.02	LINEARITY ERROR (dB)
	SLOPE (mV/dB)	70.02	0.36	0.44	0.15	0.12	0.52	0.14	-0.06	-0.13	0.44	-0.28	0.62	0.00	0.54	0.15	ACCURACY ERROR (dB)
8000 MHz	INTERCEPT (mV)	4778.6	304	669	997	1344	1721	2042	2374	2719	3112	3415	3836	4138	4537	4864	Measured Value (mV)
	SLOPE (mV/dB)	69.81	7	21	-1	-5	21	-9	-27	-33	9	-38	32	-17	32	8	Error (mV)
Flatness	+/- dB		0.10	0.30	-0.02	-0.07	0.30	-0.12	-0.39	-0.47	0.13	-0.55	0.46	-0.24	0.45	0.11	LINEARITY ERROR (dB)
	-65dBm mV-Out		0.37	0.60	0.30	0.26	0.66	0.26	0.01	-0.05	0.58	-0.08	0.95	0.27	0.98	0.67	ACCURACY ERROR (dB)
269	612	944	1291	1658	1994	2326	2678	3067	3378	3786	4106	4484	4832	Measured Value (mV)			
	SLOPE (mV/dB)	70.33	24	16	-4	-9	7	-9	-29	-28	9	-32	25	-7	20	16	Error (mV)
0.35	0.22	-0.06	-0.12	0.10	-0.13	-0.41	-0.40	0.13	-0.45	0.35	-0.10	0.28	0.23	LINEARITY ERROR (dB)			
	Flatness	+/- dB	-0.13	-0.22	-0.46	-0.50	-0.24	-0.43	-0.68	-0.64	-0.07	-0.61	0.23	-0.19	0.22	0.21	ACCURACY ERROR (dB)
265	610	943	1288	1656	1993	2320	2671	3056	3368	3764	4088	4468	4813	Measured Value (mV)			
	SLOPE (mV/dB)	70.02	19	14	-3	-8	10	-3	-27	-26	9	-29	17	-9	21	16	Error (mV)
0.27	0.20	-0.05	-0.12	0.14	-0.05	-0.38	-0.37	0.13	-0.41	0.24	-0.13	0.30	0.22	LINEARITY ERROR (dB)			
	Flatness	+/- dB	-0.19	-0.25	-0.48	-0.54	-0.27	-0.44	-0.76	-0.74	-0.22	-0.76	-0.09	-0.45	-0.01	-0.07	ACCURACY ERROR (dB)
262	600	938	1282	1646	1985	2311	2657	3038	3349	3743	4076	4450	4799	Measured Value (mV)			
	SLOPE (mV/dB)	69.81	21	10	-1	-6	9	-1	-24	-27	5	-33	12	-4	20	20	Error (mV)
0.30	0.14	-0.01	-0.09	0.13	-0.02	-0.35	-0.39	0.07	-0.48	0.17	-0.06	0.29	0.20	LINEARITY ERROR (dB)			
	Flatness	+/- dB	-0.23	-0.39	-0.55	-0.62	-0.41	-0.56	-0.89	-0.94	-0.48	-1.03	-0.39	-0.62	-0.26	-0.27	ACCURACY ERROR (dB)
0.48	0.68	0.60	0.60	0.73	0.56	0.63	0.59	0.64	0.48	0.67	0.57	0.64	0.57				
329	Max																
262	Min																

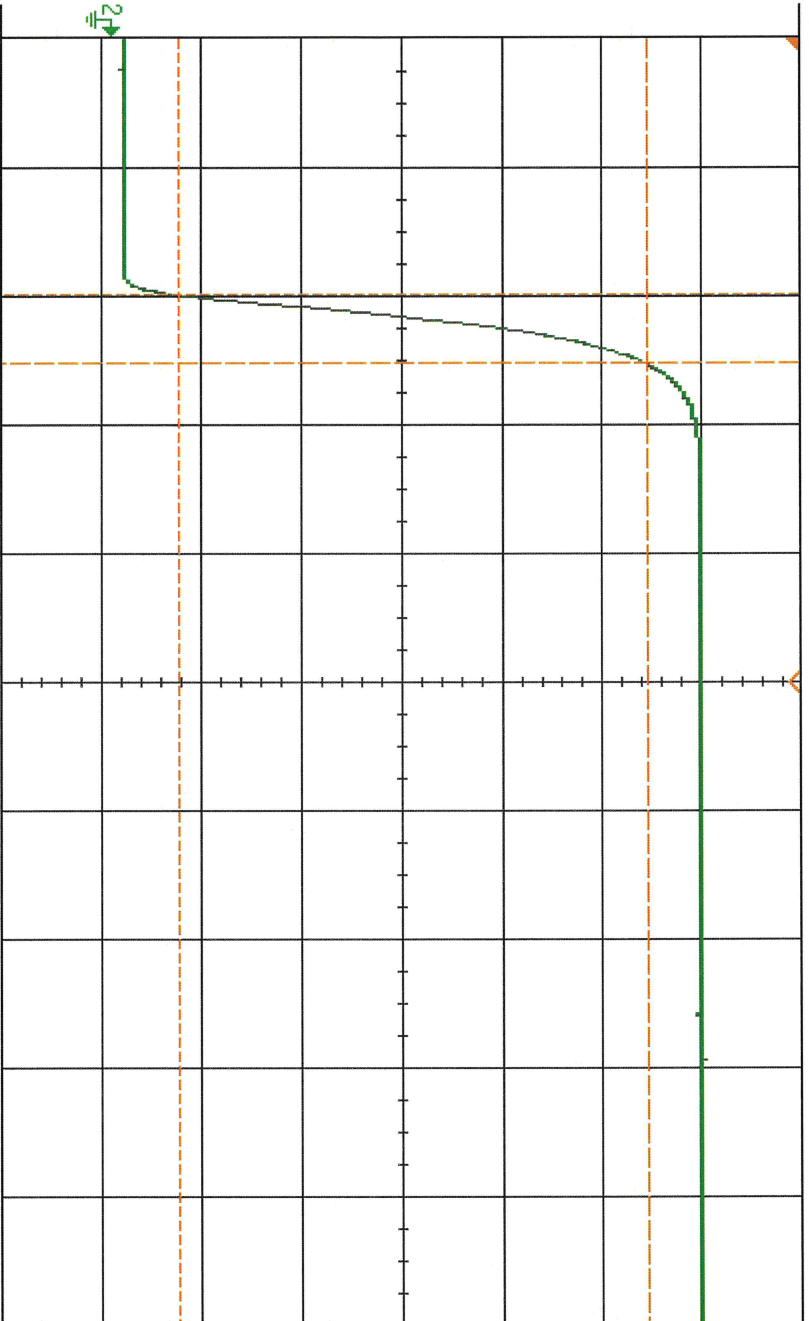


PL56119

Rise Settle @ 0dbm

DSO-X 3024A, MY54490369, Wed Nov 12 16:26:18 2025

1 2 800%/ 3 4 10.90ns 50.00ns/ Auto F E 3.17V



Measurement Menu

Source 2

Type: Rise

Add Measurement

Settings

Clear Meas

Statistics

KEYSIGHT TECHNOLOGIES

Acquisition
Averaging: 16
4.00GSa/s

Channels

DC	1.00:1
DC	1.00:1
DC	1.00:1
DC	1.00:1

Measurements

AC RMS - FS(2): 1.8600V

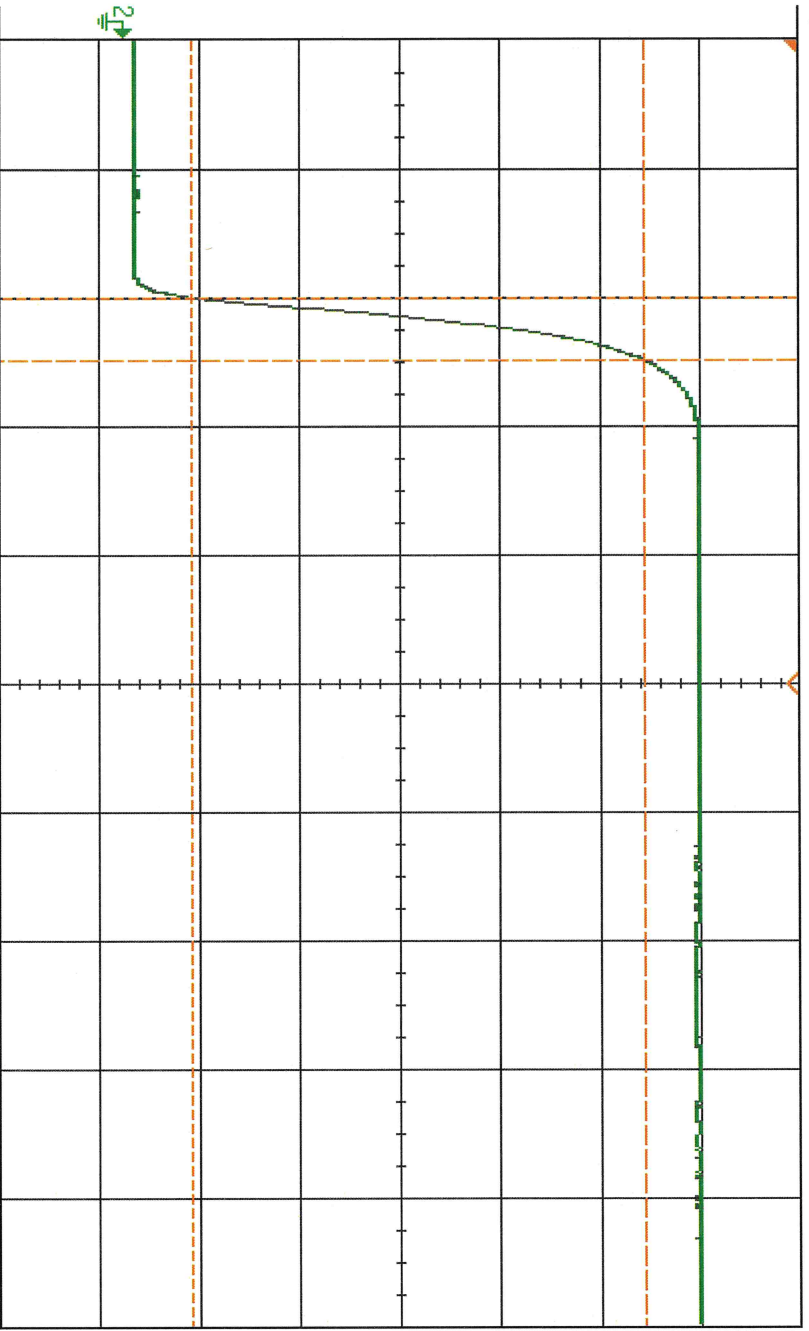
Fall(2): No edges

Rise(2): 26.3ns

PL56119
 Rise settle @ -10dbm

DSO-X 3024A, MM54490389, Wed Nov 12 16:26:51 2025

1 2 700V/ 3 4 10.90ms 50.00ns/ Auto F E 3.17V



Measurement Menu

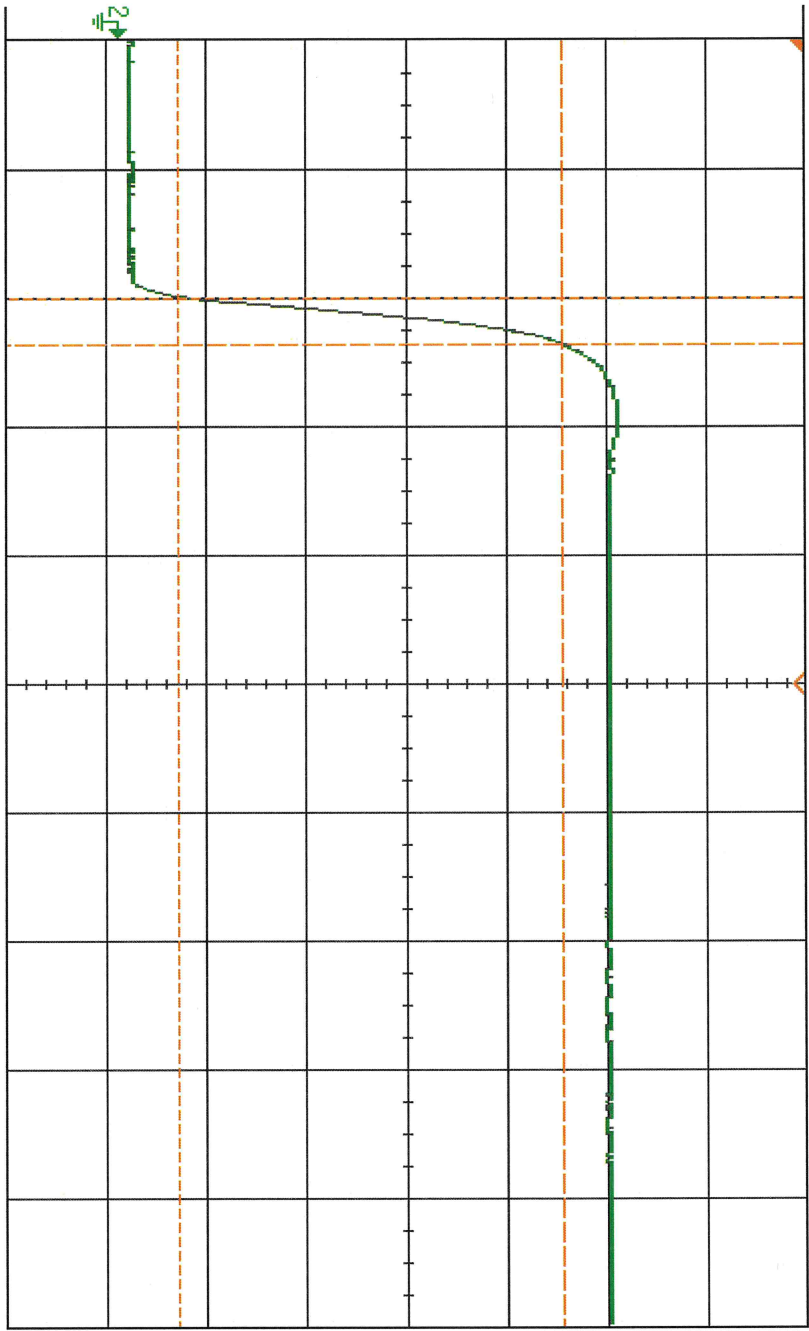
- Source
2
- Type:
Rise
- Add
Measurement
- Settings
- Clear Meas
- Statistics

KEYSIGHT TECHNOLOGIES	
Acquisition	...
Averaging: 16	...
4.00GSa/s	...
Channels	
DC	1.00:1
DC	1.00:1
DC	1.00:1
DC	1.00:1
Measurements	
AC RMS - FS(2):	1.5856V
Fall(2):	No edges
Rise(2):	24.3ns

PL56119
 Rise settle @ -40dbm

DSO-X 3024A, MW54490389, Wed Nov 12 16:27:29 2025

1 2 400%/ 3 4 10.90ms 50.00%/ Auto F E 3.17V



Measurement Menu

Source 2

Type: Rise

Add Measurement

Settings

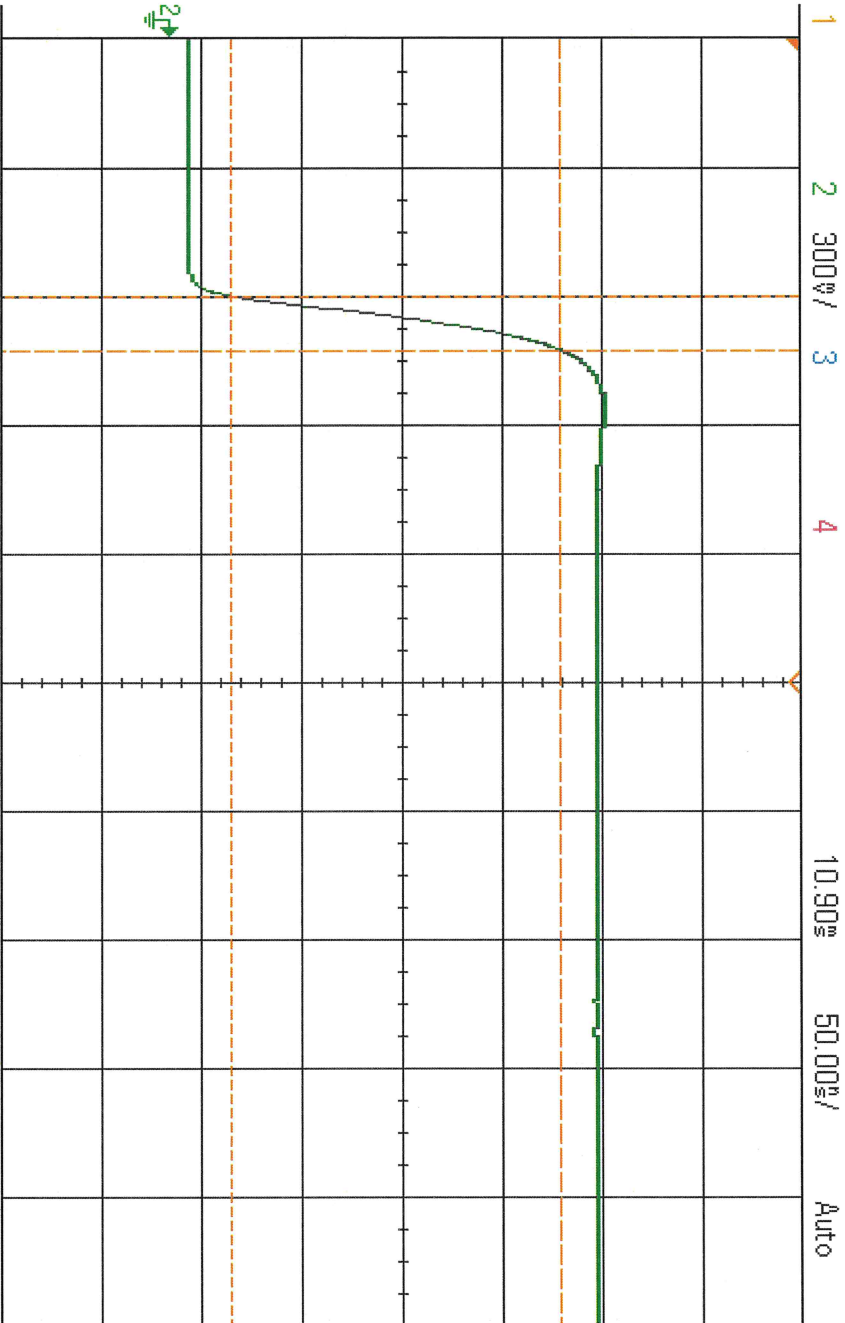
Clear Meas

Statistics

KEYSIGHT TECHNOLOGIES	
Acquisition	4.00GSa/s
Averaging	16
Channels	DC 1.00:1
	DC 1.00:1
	DC 1.00:1
	DC 1.00:1
Measurements	
AC RMS - FS(2)	771.72mV
Fall(2)	No edges
Rise(2)	18.3ns

PL56119
 Rise settle @ -50dbm

DSO-X 3024A, MY54490369, Wed Nov 12 16:30:39 2025



10.90ns

50.00mV

Auto

F E 3.17V



Acquisition

Averaging: 128

4.00GSa/s

Channels

DC 1.00:1

DC 1.00:1

DC 1.00:1

DC 1.00:1

Measurements

AC RMS - FS(2):

493.63mV

Fall(2):

No edges

Rise(2):

21.0ns

Acquire Menu

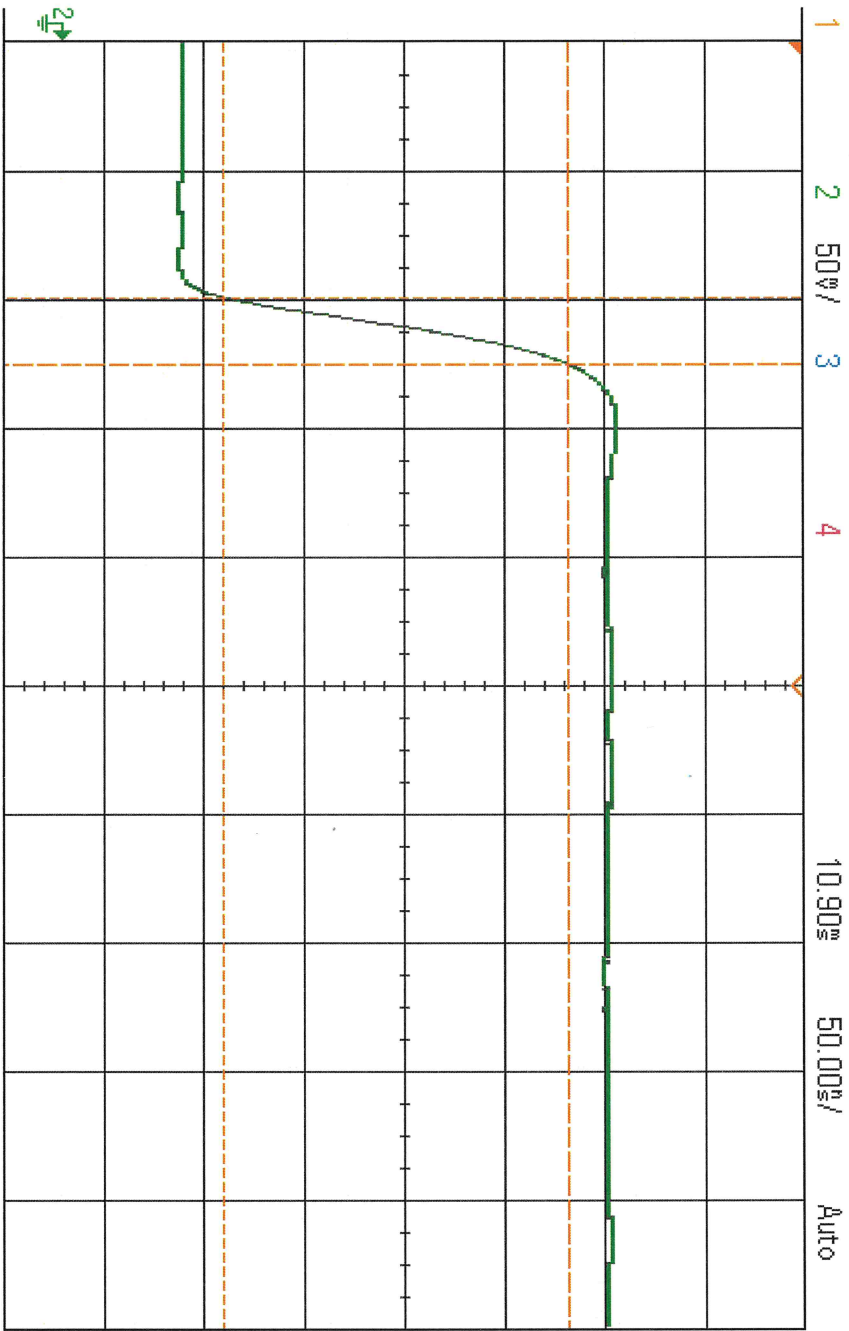
Acq Mode Averaging

Avgs 128

Segmented

PL56119
 Rise settle @ -65dbm

DSO-X 3024A, MY54490369, Wed Nov 12 16:29:51 2025



Acquire Menu

Acq Mode Averaging

Avgs 128

Segmented

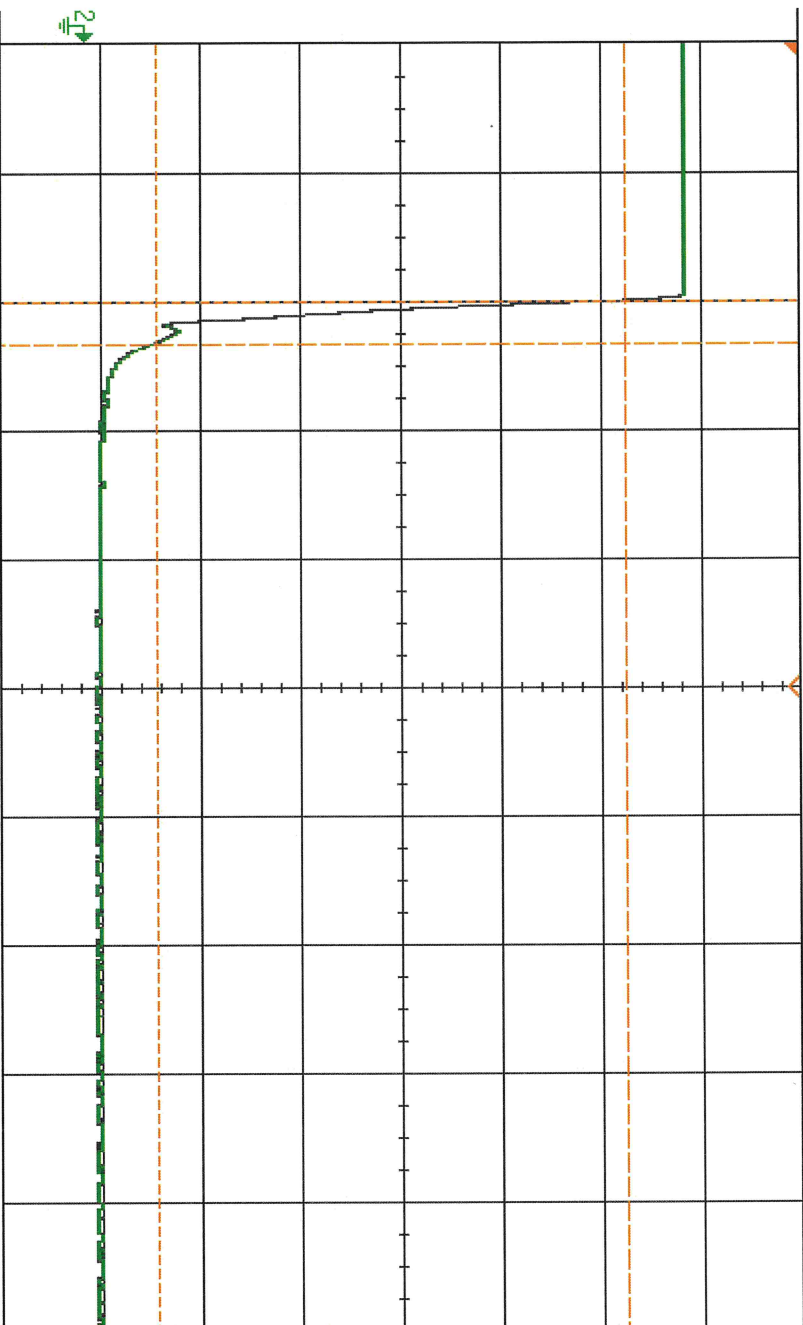
KEYSIGHT TECHNOLOGIES	
Acquisition	Averaging: 128
Channels	4.00GS/s
DC	1.00:1
DC	1.00:1
DC	1.00:1
DC	1.00:1
Measurements	
AC RMS - FS(2)	86.259mV
Fall(2)	No edges
Rise(2)	25.8ns

PL56119

Recovery Fall @ odBm

DSO-X 3024A, MW54490369, Wed Nov 12 16:22:32 2025

1 2 800%/ 3 4 10.95ms 500.0ns/ Auto F E 3.17V



KEYSIGHT TECHNOLOGIES	
Acquisition	Averaging: 16
Channels	4.00GSa/s
DC	1.00:1
DC	1.00:1
DC	1.00:1
DC	1.00:1
Measurements	
AC RMS - FS(2)	1.8815V
Rise(2)	No edges
Fall(2)	160.3ns

Acquire Menu

Acq Mode Averaging

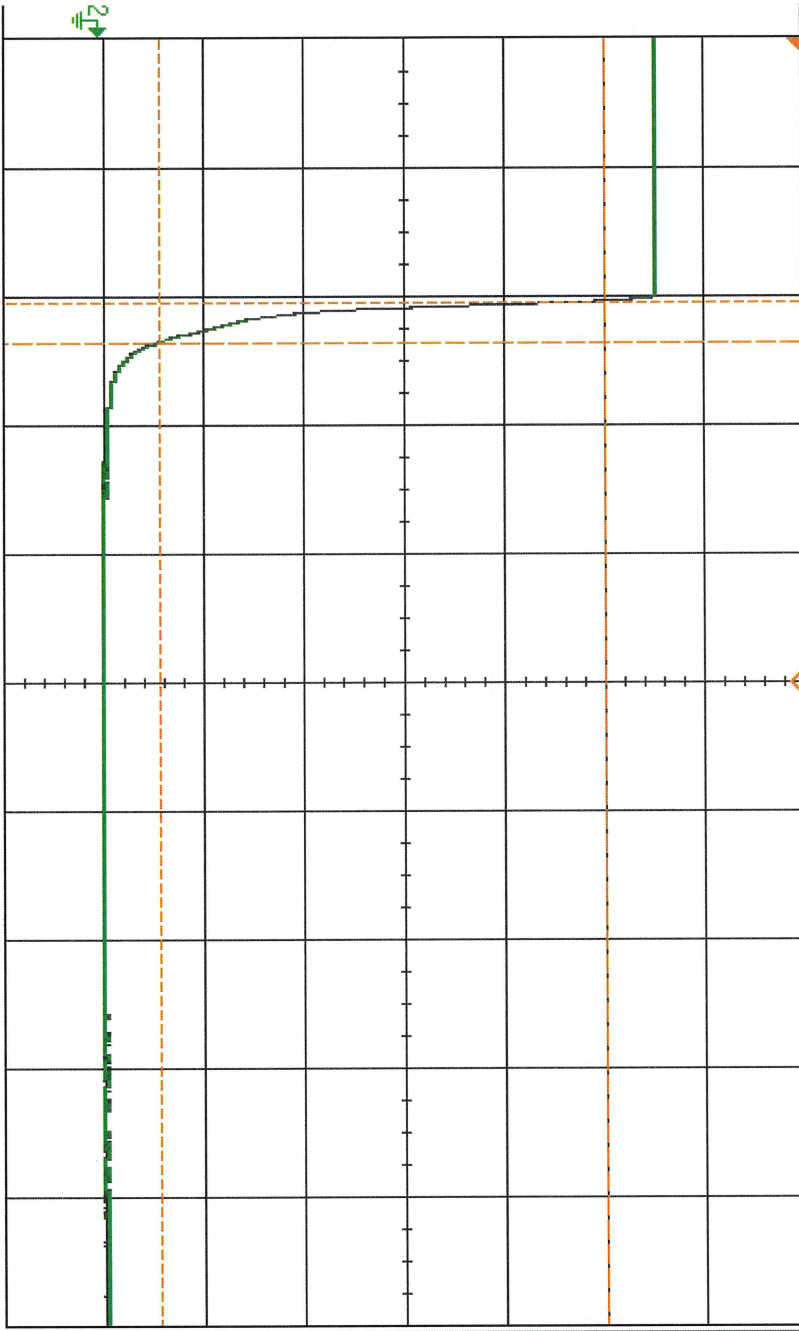
Avgs 16

Segmented

PL56119
 Recovery Fall @ -20dbm

DSO-X 3024A, MW54490369, Wed Nov 12 16:33:58 2025

1 2 600V/ 3 4 10.95ms 500.0ns/ Auto F E 3.17V



Measurement Menu

Source 2

Type: Fall

Add Measurement

Settings

Clear Meas

Statistics

KEYSIGHT
 TECHNOLOGIES

Acquisition
 Averaging: 128
 4.00GSa/s

Channels	
DC	1.00:1
DC	1.00:1
DC	1.00:1
DC	1.00:1

Measurements

AC RMS - FS(2): 1.3397V

Rise(2): No edges

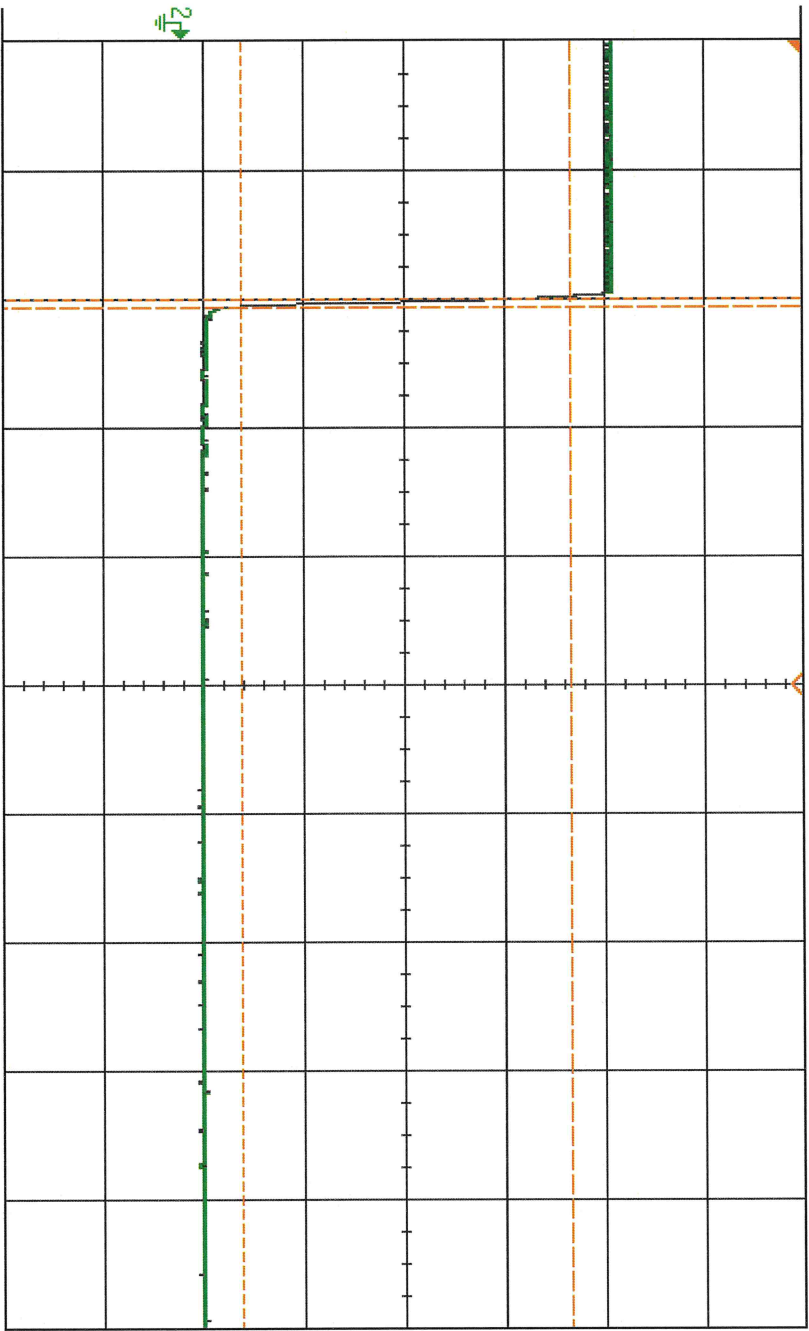
Fall(2): 155.9ns

PL56119
 Recovery Fall @ -50dbm

DSO-X 3024A, MW54490369, Wed Nov 12 16:24:59 2025

1 2 300% / 3 4 10.95ns 500.0ns / Auto

F E 3.17V



Acquire Menu

Acq Mode Averaging

Avgs 16

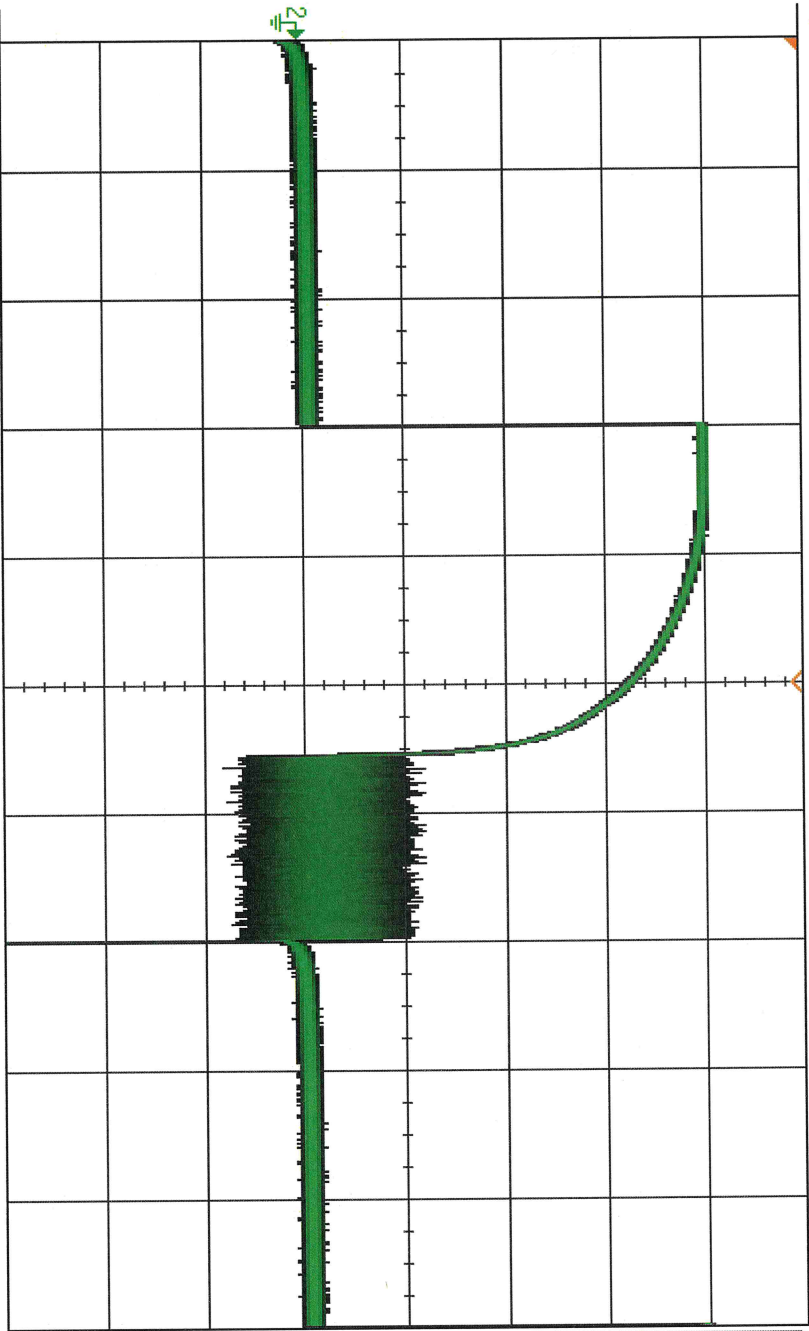
Segmented

KEYSIGHT TECHNOLOGIES	
Acquisition	16
Averaging:	16
4.00GS/s	
Channels	
DC	1.00:1
DC	1.00:1
DC	1.00:1
DC	1.00:1
Measurements	
AC RMS - FS(2):	489.94mV
Rise(2):	No edges
Fall(2):	37.2ns

PL56119
CW Immune @ -40dbm

DSO-X 3024A, MW54490369: Wed Nov 12 15:49:14 2025

1 500% / 3 4



KEYSIGHT TECHNOLOGIES

Acquisition Normal 200MSa/s

Channels	
DC	1.00:1
DC	1.00:1
DC	1.00:1
DC	1.00:1

Cursors Menu
Mode Off

To turn on cursors, press the [Cursors] key on the front panel.

PL56119

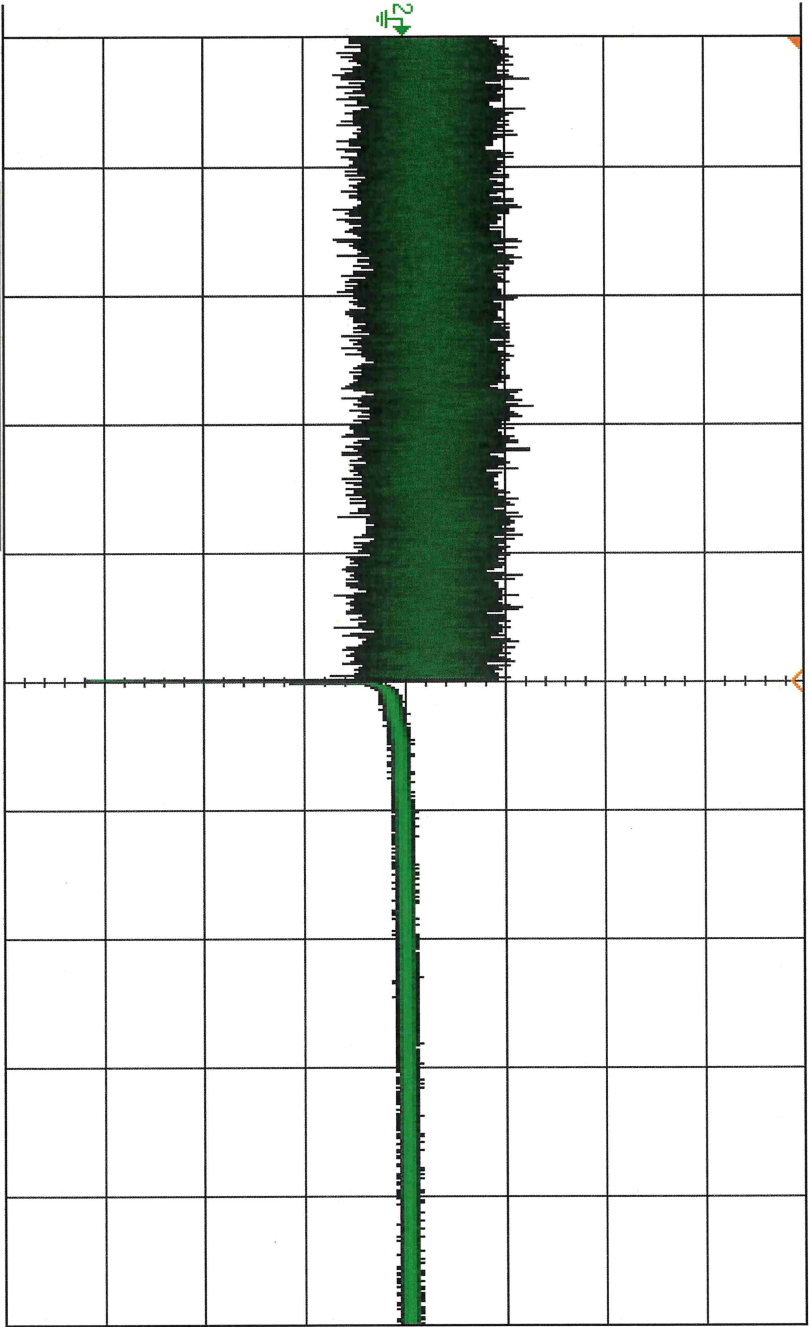
CW Recovery

DSO-X 3024A, MY54490369, Wed Nov 12 15:50:42 2025

1 2 500% / 3 4

11.00ms 100.0% / Auto

F E 3.17V



KEYSIGHT TECHNOLOGIES

Acquisition Normal

2.00GS/s

Channels	
DC	1.00:1
DC	1.00:1
DC	1.00:1
DC	1.00:1

Save to file = pl56119_cw_recovery

Save

Recall

Default/Erase

Press to Save

PL56119
TSS -73 dbm

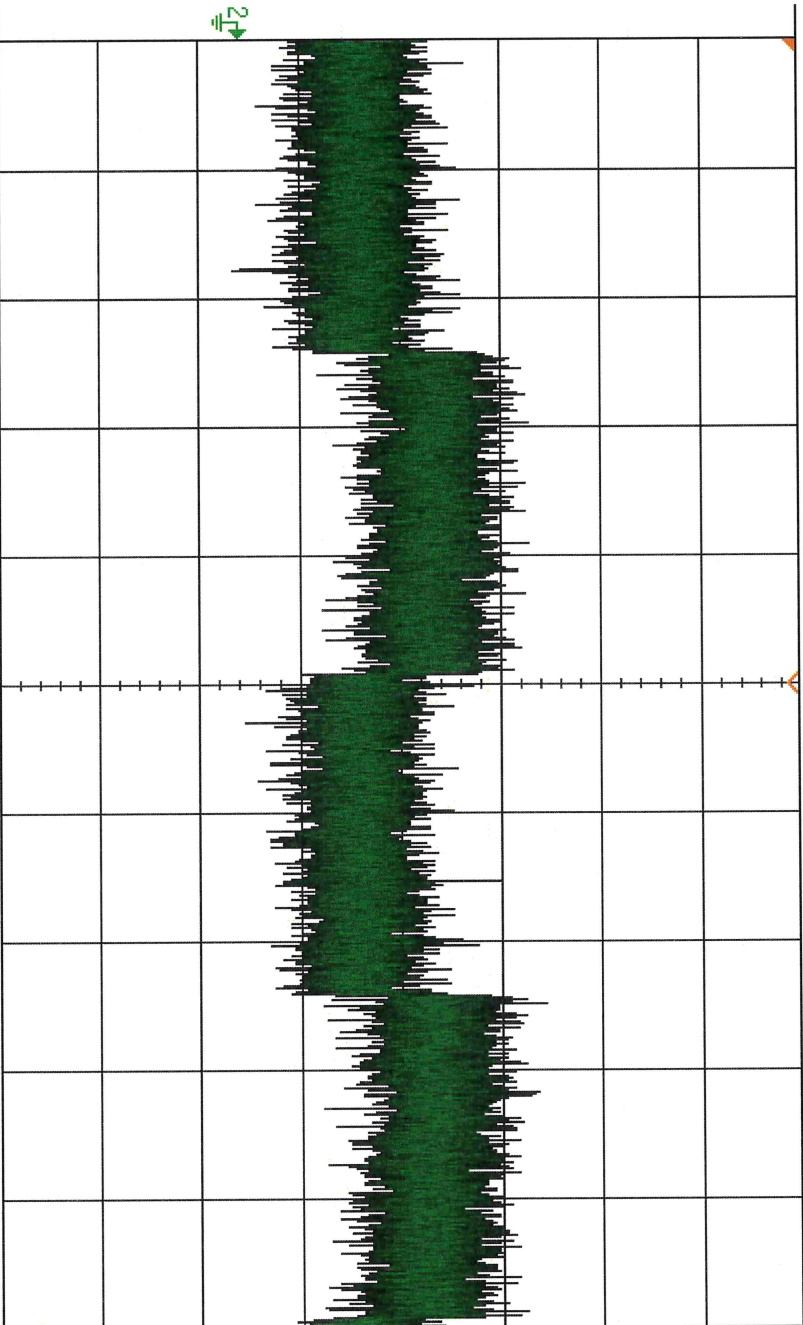
DSO-X 3024A, MY54490369, Wed Nov 12 16:34:56 2025

1 2 3 4

10.95m 20.00s/

Auto

f E 3.17V



KEYSIGHT TECHNOLOGIES

Acquisition Normal 4.00GSa/s

Channels	
DC	1.00:1
DC	1.00:1
DC	1.00:1
DC	1.00:1

Cursors Menu

Mode Off

To turn on cursors, press the [Cursors] key on the front panel.

PL56119.
RMS noise

DSO-X 3024A, MY54490369, Wed Nov 12 16:35:34 2025

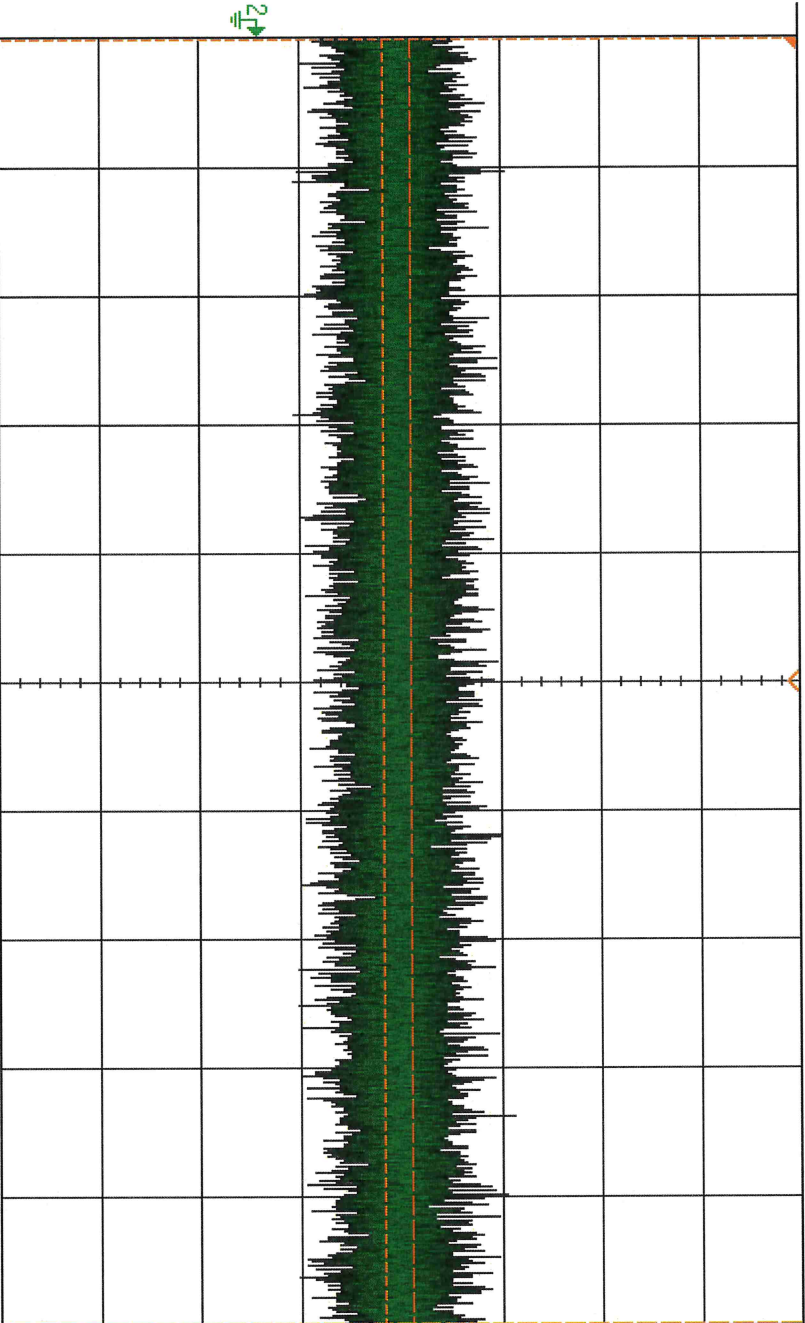
1 2 3 4

10.95µs

20.00µs/

Auto

F E 3.17V



Measurement Menu

Source 2

Type: AC RMS - FS

Add Measurement

Settings

Clear Meas

Statistics

KEYSIGHT TECHNOLOGIES
Acquisition
Normal
4.00GS/s
Channels
DC 1.00:1
DC 1.00:1
DC 1.00:1
DC 1.00:1
Measurements
Rise(2): 26ns
Fall(2): <9.8ns
AC RMS - FS(2): 13.59mV