

**Summary Data
For
ERDLVA-2G8G-65-70MV-2**

Customer: _____ Tested By: Dan Almond
 SO No: _____ Temperature: +25°C ,+85C,-10C
 Model No: ERDLVA-2G8G-65-70MV-2 Date 11/14/2025
 Serial No: PL56120/2545 Drawing No: 27650080 Rev: A1

TEST ITEM NO	PARAMETERS	SPECIFIED VALUE	TEST RESULTS	QA QC
1	Frequency Range:	2 to 8 GHz	2 to 8 GHz	PMI QA3
2	Input VSWR:	2.3:1 Max	1.30:1	
3	Input Power Max:	(1) 1 W CW (2) 100 W Peak @ PW = 1 us & Duty Cycle = 1%	Pass	
4	Switch Isolation:	60 dB Min (All Ports)	>60dB	
5	Switching Speed:	100 ns Max	<100ns	

7309-A Grove Road Frederick, MD 21704 USA Phone: (301) 662-5019 Fax: (301) 662-1731
 Email: sales@quanticpmi.com

**Summary Data
For
ERDLVA-2G8G-65-70MV-2**

TEST ITEM NO	PARAMETERS	SPECIFIED VALUE	TEST RESULTS	QA QC
6	TSS:	-71 dBm	-73 dBm	PMI QA
7	Dynamic Range:	-65 to 0 dBm	-65 to 0 dBm	
8	Log Slope:	70 mV/dB ±3 mV/dB	69.69/70.67mV/dB	
9	Log Linearity:	±1.0 dB Max	+.53/- .54dB	
10	Log Accuracy @ 25°C:	±1.25 dB Max	1.10/-1.09dB	
11	Absolute Log Accuracy:	±2.0 dB Max	1.15/-1.14dB	
12	DC Offset:	±70 mV	34mV	
13	Rise Time:	28 ns Max (10% to 90% @ -50 to 0 dBm, 10% to 90% Full Dynamic Range Guaranteed)	26.0ns @ 0dbm-See Plots	
14	Fall Time:	300 ns Max (10% to 90% @ -50 to 0 dBm, 10% to 90% Full Dynamic Range Guaranteed)	95.6ns @ 0dbm-See Plots	
15	Settling Time:	50 ns Max (From 10% to within 70 mV of final value @ -40 & -10 dBm)	<60ns See Plots	
16	Recovery Time:	1 us Max (From 90% to within ±1.5 dB of baseline)	< 750ns	
17	Video Frequency Flatness:	±1.25 dB Max @ 25°C	±.73 dB Max @ 25°C	
18	Pulse Width Process Range:	100 ns to 100 us	100 ns to 100 us	
19	Video Output Load Impedance:	95 ±1 Ω	95 Ω	

7309-A Grove Road Frederick, MD 21704 USA Phone: (301) 662-5019 Fax: (301) 662-1731
Email: sales@quanticpmi.com

**Summary Data
For
ERDLVA-2G8G-65-70MV-2**

TEST ITEM NO	PARAMETERS	SPECIFIED VALUE	TEST RESULTS	QA QC
20	Video Output @ -65 dBm:	330 ± 88 mV Over Frequency	364/284mV	PMI QA3
21	Video Output Drive Capability:	Driving 100 ft RG180 into 95 Ω Load	Pass	
22	Pulse Density Capability:	10% Duty @ 100 ns PW 70% Duty @ 100 us PW	Pass	
23	Noise Level:	20 mV RMS Max	10.51mV	
24	Pulse Droop @ -65 dBm:	70 mV Max for PW 100 us	< 70mV	
25	Propagation Delay:	50 ns Max (50% RF to 10% Video)	< 50ns	
26	CW Immune Power:	TSS to -40 dBm	TSS to -40 dBm	
27	Baseline Shift:	200 mV Max @ -40 dBm CW	< 200mV	
28	Pulse Amplitude Loss with Pulse @ -30 dBm:	CW @ -50 dBm = No Loss CW @ -40 dBm = 2 dB Max	Pass	
29	CW Immue Time @ CW = -40 dBm	4 ms Max	3.0 ms	
30	CW Recovery Time @ CW = -40 dBm	120 us Max	< 100us	
31	DC Power:	+15V (±5%) @ 500 mA Max -15V (±5%) @ 200 mA Max	500 mA 140 mA	
32	Ripple DC to 10 MHz	100 mV Max	< 100mV	

QA/QC Approval: K. Klumpp Date: 10-31-25

7309-A Grove Road Frederick, MD 21704 USA Phone: (301) 662-5019 Fax: (301) 662-1731
Email: sales@quanticpmi.com

LOG TRANSFER WITH FREQUENCY
 MODEL: ERLVA-2G8G-65-70MV-2
 TESTED BY: DA
 DATE: 11-12-25
 SERIAL NO: PL56120-RF

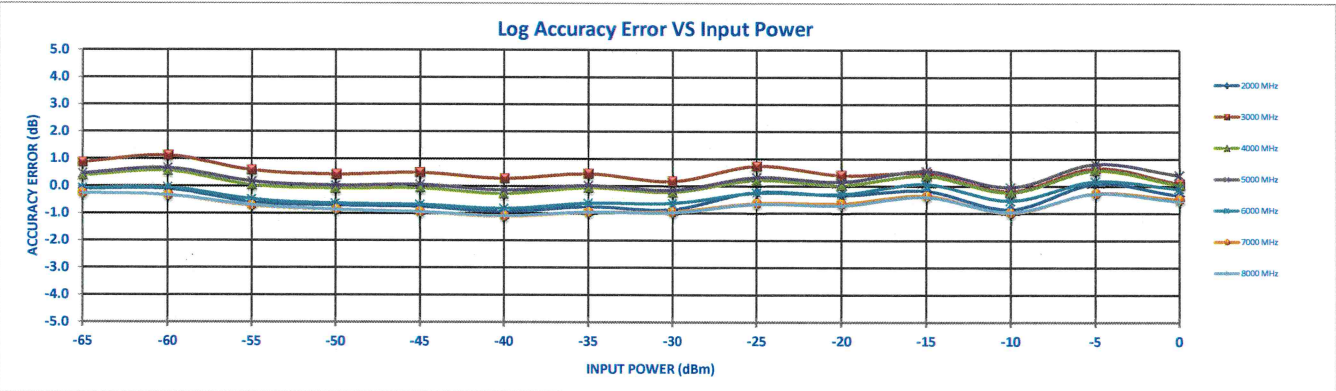
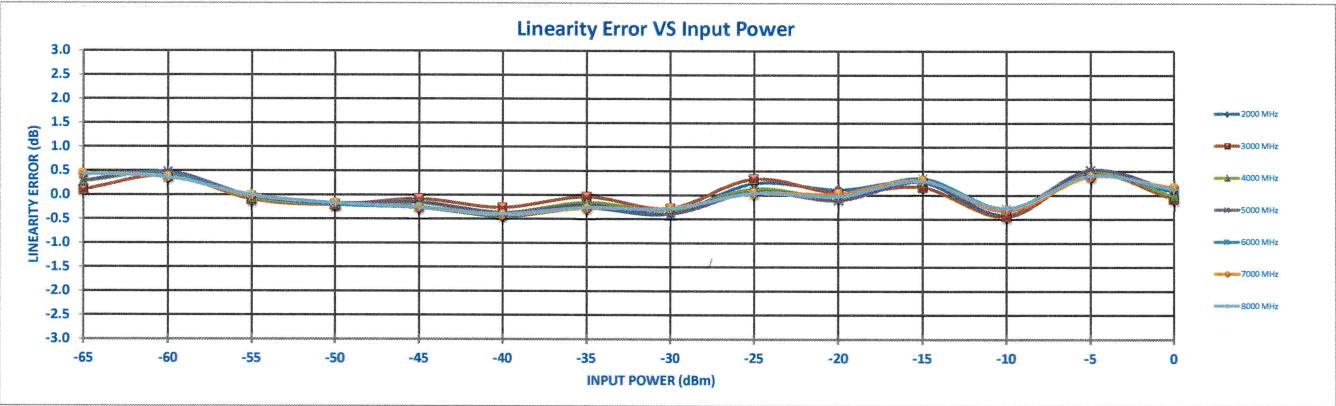
Test Temp: +25C



PLANAR MONOLITHICS INDUSTRIES
 4921 Robert J. Mathews Parkway STE 1
 TEL: 916-542-1401 FAX: 301-662-1731
 EMAIL: SALES@PMI-RF.COM
 ISO 9001:2000 CERTIFIED

DC Offset= 0.060

Frequency			-65	-60	-55	-50	-45	-40	-35	-30	-25	-20	-15	-10	-5	0	RF Input Power (dBm)		
2000 MHz	INTERCEPT (mV)	4846.1															Measured Value (mV)		
	SLOPE (mV/dB)	70.48															Error (mV)		
			295	647	965	1308	1657	1995	2360	2704	3101	3444	3808	4112	4529	4851	LINEARITY ERROR (dB)		
			30	30	-5	-14	-17	-32	-19	-28	17	8	19	-29	35	5	ACCURACY ERROR (dB)		
			0.43	0.42	-0.06	-0.20	-0.25	-0.45	-0.27	-0.39	0.24	0.11	0.27	-0.42	0.50	0.07			
			-0.11	-0.11	-0.59	-0.71	-0.75	-0.95	-0.76	-0.87	-0.22	-0.35	-0.17	-0.85	0.08	-0.34			
3000 MHz	INTERCEPT (mV)	4887															Measured Value (mV)		
	SLOPE (mV/dB)	69.69															Error (mV)		
			364	733	1047	1388	1745	2081	2445	2777	3168	3496	3853	4159	4570	4882	LINEARITY ERROR (dB)		
			7	28	-7	-14	-6	-18	-3	-19	23	3	11	-31	31	-5	ACCURACY ERROR (dB)		
			0.10	0.40	-0.10	-0.21	-0.08	-0.26	-0.04	-0.28	0.33	0.04	0.16	-0.45	0.45	-0.02			
			0.87	1.11	0.58	0.42	0.50	0.28	0.45	0.17	0.73	0.39	0.47	-0.18	0.66	0.10			
4000 MHz	INTERCEPT (mV)	4880.4															Measured Value (mV)		
	SLOPE (mV/dB)	70.30															Error (mV)		
			330	694	1009	1352	1705	2042	2409	2749	3132	3471	3847	4156	4564	4879	LINEARITY ERROR (dB)		
			19	32	-5	-13	-12	-25	-11	-22	9	-3	-21	-21	35	-1	ACCURACY ERROR (dB)		
			0.27	0.45	-0.07	-0.19	-0.17	-0.38	-0.15	-0.32	0.13	-0.05	0.30	-0.30	0.50	-0.02			
			0.38	0.56	0.04	-0.09	-0.07	-0.28	-0.06	-0.23	0.22	0.04	0.38	-0.22	0.58	0.05			
5000 MHz	INTERCEPT (mV)	4896.5															Measured Value (mV)		
	SLOPE (mV/dB)	70.49															Error (mV)		
			335	701	1018	1360	1714	2051	2415	2754	3139	3479	3859	4169	4581	4904	LINEARITY ERROR (dB)		
			20	34	-2	-12	-11	-26	-14	-28	5	-8	20	-23	37	8	ACCURACY ERROR (dB)		
			0.29	0.48	-0.02	-0.17	-0.15	-0.37	-0.20	-0.40	0.07	-0.11	0.28	-0.32	0.52	0.11			
			0.45	0.66	0.16	0.03	0.06	-0.15	0.02	-0.16	0.32	0.15	0.55	-0.04	0.82	0.41			
6000 MHz	INTERCEPT (mV)	4860.9															Measured Value (mV)		
	SLOPE (mV/dB)	70.67															Error (mV)		
			297	651	972	1313	1662	2003	2369	2720	3099	3447	3825	4134	4536	4869	LINEARITY ERROR (dB)		
			30	30	-2	-14	-19	-31	-18	-21	5	0	24	-20	28	8	ACCURACY ERROR (dB)		
			0.42	0.43	-0.03	-0.20	-0.26	-0.44	-0.26	-0.29	0.07	-0.01	0.34	-0.29	0.40	0.11			
			-0.09	-0.05	-0.49	-0.64	-0.68	-0.83	-0.63	-0.64	-0.25	-0.30	0.07	-0.54	0.18	-0.09			
7000 MHz	INTERCEPT (mV)	4829.6															Measured Value (mV)		
	SLOPE (mV/dB)	70.41															Error (mV)		
			284	631	956	1297	1643	1984	2346	2698	3072	3423	3795	4103	4505	4841	LINEARITY ERROR (dB)		
			31	26	-1	-12	-18	-29	-19	-19	3	2	22	-22	27	11	ACCURACY ERROR (dB)		
			0.44	0.37	-0.02	-0.17	-0.26	-0.42	-0.27	-0.27	0.04	0.02	0.31	-0.32	0.39	0.16			
			-0.27	-0.34	-0.72	-0.87	-0.95	-1.10	-0.96	-0.95	-0.64	-0.65	-0.36	-0.98	-0.26	-0.49			
8000 MHz	INTERCEPT (mV)	4826.6															Measured Value (mV)		
	SLOPE (mV/dB)	70.35															Error (mV)		
			284	631	957	1297	1643	1985	2346	2696	3070	3418	3792	4104	4504	4836	LINEARITY ERROR (dB)		
			30	25	0	-12	-18	-28	-18	-20	2	-2	21	-19	29	9	ACCURACY ERROR (dB)		
			0.43	0.36	0.00	-0.17	-0.25	-0.39	-0.26	-0.29	0.03	-0.02	0.29	-0.27	0.41	0.13			
			-0.27	-0.34	-0.70	-0.87	-0.95	-1.09	-0.96	-0.98	-0.66	-0.72	-0.40	-0.96	-0.28	-0.56			
Flatness		+/- dB	0.57	0.73	0.65	0.65	0.73	0.69	0.70	0.58	0.70	0.55	0.48	0.47	0.55	0.48			
-65dBm mV-Out			364	Max															
			284	Min															



LOG TRANSFER WITH FREQUENCY
 MODEL: ERDLVA-2G8G-65-70MV-2
 TESTED BY: DA
 DATE: 11-12-25
 SERIAL NO: PL56120-RF

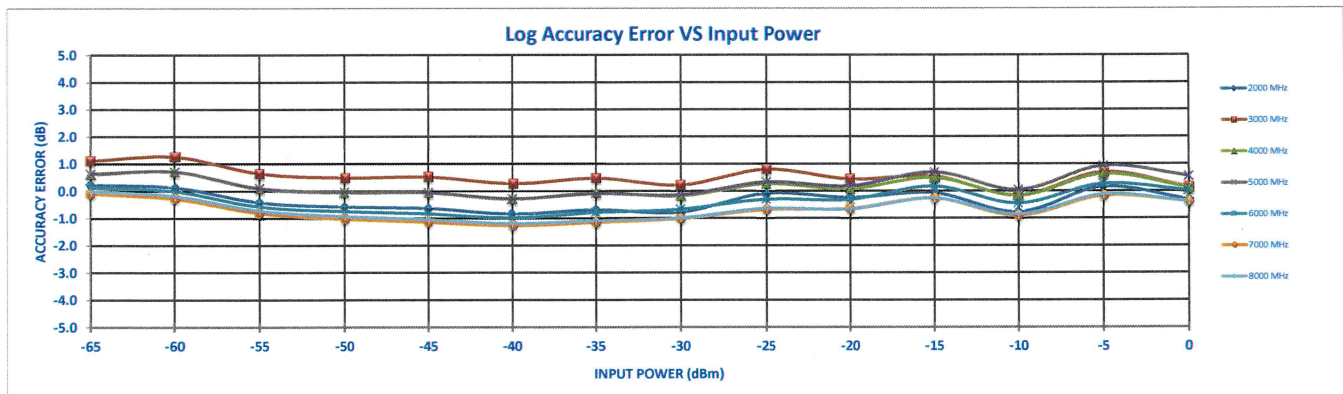
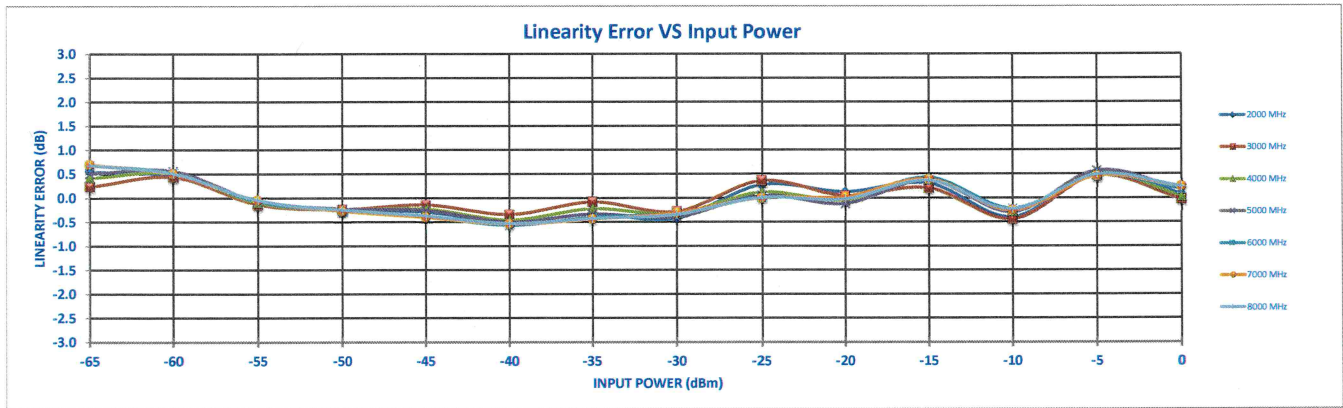
Test Temp: -10C



PLANAR MONOLITHICS INDUSTRIES
 4921 Robert J. Mathews Parkway STE 1
 TEL: 916-542-1401 FAX: 301-662-1731
 EMAIL: SALES@PMI-RF.COM
 ISO 9001:2000 CERTIFIED

DC Offset= 0.032

Frequency			-65	-60	-55	-50	-45	-40	-35	-30	-25	-20	-15	-10	-5	0	RF Input Power (dBm)		
2000 MHz	INTERCEPT (mV)	4823.7															Measured Value (mV)		
	SLOPE (mV/dB)	70.71															Error (mV)		
			266	613	928	1271	1621	1960	2325	2672	3075	3418	3784	4088	4508	4829	LINEARITY ERROR (dB)		
			39	32	-7	-17	-21	-35	-24	-30	19	9	21	-29	38	5	ACCURACY ERROR (dB)		
			0.55	0.45	-0.09	-0.24	-0.29	-0.50	-0.34	-0.43	0.27	0.12	0.30	-0.40	0.53	0.07			
			0.23	0.13	-0.42	-0.58	-0.63	-0.84	-0.69	-0.79	-0.09	-0.25	-0.08	-0.78	0.15	-0.32			
3000 MHz	INTERCEPT (mV)	4863.4															Measured Value (mV)		
	SLOPE (mV/dB)	70.01															Error (mV)		
			329	693	1003	1346	1703	2039	2407	2743	3138	3466	3827	4132	4546	4861	LINEARITY ERROR (dB)		
			16	30	-10	-17	-10	-24	-6	-20	25	3	14	-31	33	-2	ACCURACY ERROR (dB)		
			0.23	0.43	-0.14	-0.24	-0.14	-0.34	-0.09	-0.29	0.35	0.04	0.20	-0.45	0.47	-0.03			
			1.12	1.26	0.64	0.46	0.53	0.27	0.47	0.22	0.80	0.43	0.53	-0.16	0.69	0.14			
4000 MHz	INTERCEPT (mV)	4858.6															Measured Value (mV)		
	SLOPE (mV/dB)	70.67															Error (mV)		
			294	654	964	1308	1662	1999	2369	2715	3100	3441	3824	4131	4542	4860	LINEARITY ERROR (dB)		
			29	36	-7	-17	-16	-30	-16	-23	8	-4	26	-21	37	1	ACCURACY ERROR (dB)		
			0.41	0.51	-0.11	-0.24	-0.23	-0.46	-0.23	-0.33	0.12	-0.06	0.36	-0.29	0.52	0.02			
			0.62	0.71	0.09	-0.05	-0.05	-0.29	-0.07	-0.18	0.26	0.08	0.49	-0.18	0.63	0.12			
5000 MHz	INTERCEPT (mV)	4878															Measured Value (mV)		
	SLOPE (mV/dB)	71.06															Error (mV)		
			295	654	965	1309	1662	2000	2367	2718	3105	3448	3838	4146	4563	4890	LINEARITY ERROR (dB)		
			36	40	-5	-16	-18	-36	-24	-28	3	-9	26	-21	40	12	ACCURACY ERROR (dB)		
			0.51	0.56	-0.07	-0.23	-0.26	-0.50	-0.34	-0.40	0.05	-0.12	0.36	-0.30	0.57	0.17			
			0.64	0.71	0.10	-0.04	-0.05	-0.28	-0.09	-0.14	0.33	0.18	0.69	0.04	0.93	0.55			
6000 MHz	INTERCEPT (mV)	4839.2															Measured Value (mV)		
	SLOPE (mV/dB)	71.21															Error (mV)		
			259	603	917	1259	1607	1950	2318	2680	3060	3413	3801	4111	4516	4852	LINEARITY ERROR (dB)		
			49	37	-5	-19	-28	-41	-29	-23	1	-2	30	-16	33	13	ACCURACY ERROR (dB)		
			0.68	0.52	-0.08	-0.27	-0.39	-0.57	-0.40	-0.32	0.02	-0.03	0.42	-0.23	0.46	0.18			
			0.13	-0.01	-0.58	-0.75	-0.83	-0.99	-0.79	-0.67	-0.31	-0.32	0.16	-0.46	0.26	0.01			
7000 MHz	INTERCEPT (mV)	4807.6															Measured Value (mV)		
	SLOPE (mV/dB)	70.98															Error (mV)		
			243	584	900	1239	1585	1930	2292	2656	3033	3389	3770	4079	4485	4824	LINEARITY ERROR (dB)		
			49	35	-4	-19	-28	-38	-31	-22	0	1	27	-19	32	16	ACCURACY ERROR (dB)		
			0.69	0.50	-0.05	-0.27	-0.40	-0.54	-0.44	-0.31	0.00	0.02	0.38	-0.26	0.46	0.23			
			-0.10	-0.28	-0.82	-1.03	-1.14	-1.27	-1.15	-1.01	-0.69	-0.66	-0.28	-0.91	-0.18	-0.39			
8000 MHz	INTERCEPT (mV)	4807.7															Measured Value (mV)		
	SLOPE (mV/dB)	70.87															Error (mV)		
			249	591	906	1246	1592	1935	2297	2657	3036	3388	3770	4082	4488	4824	LINEARITY ERROR (dB)		
			48	36	-4	-18	-26	-38	-30	-25	0	-2	25	-17	35	16	ACCURACY ERROR (dB)		
			0.68	0.50	-0.05	-0.25	-0.37	-0.53	-0.43	-0.35	0.00	-0.03	0.36	-0.24	0.49	0.23			
			-0.01	-0.18	-0.73	-0.93	-1.04	-1.20	-1.08	-1.00	-0.64	-0.67	-0.28	-0.87	-0.13	-0.39			
Flatness		+/- dB	0.61	0.77	0.73	0.76	0.83	0.77	0.81	0.61	0.74	0.55	0.48	0.47	0.55	0.47			
-65dBm mV-Out			329	Max															
			243	Min															



LOG TRANSFER WITH FREQUENCY
 MODEL: ERLVA-2G8G-65-70MV-2
 TESTED BY: DA
 DATE: 11-12-25
 SERIAL NO: PL56120-RF

Test Temp: +85C



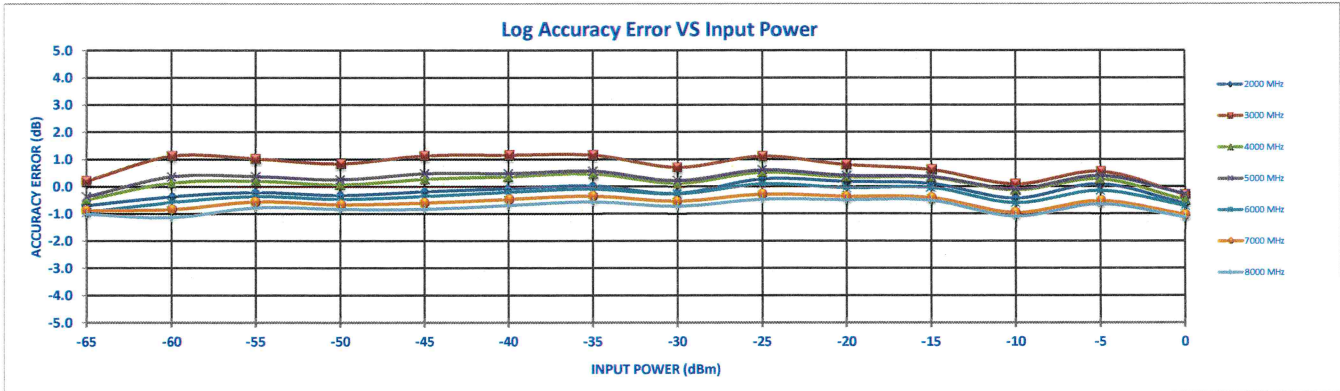
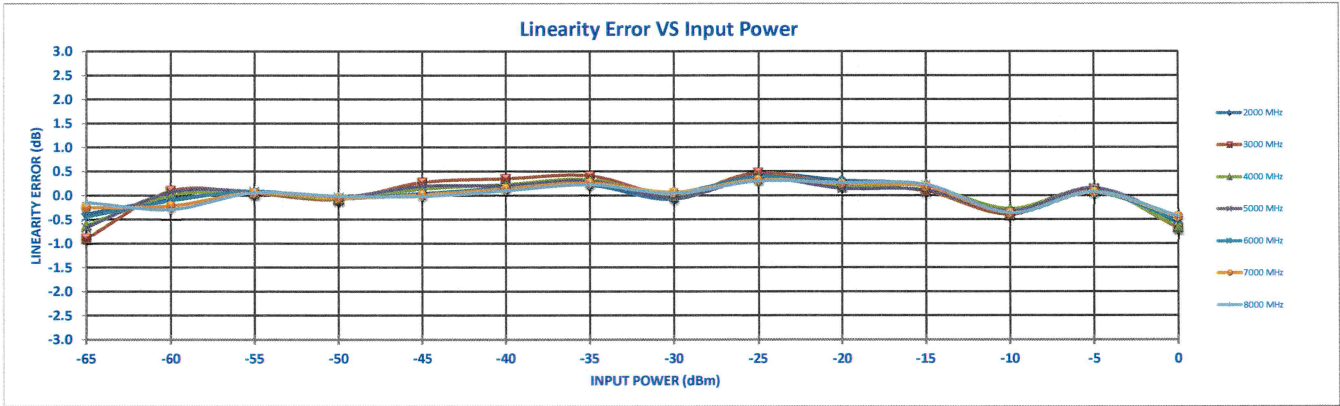
PLANAR MONOLITHICS INDUSTRIES
 4921 Robert J. Mathews Parkway STE 1
 TEL: 916-542-1401 FAX: 301-662-1731
 EMAIL: SALES@PMI-RF.COM
 ISO 9001:2000 CERTIFIED

DC Offset= 0.061

Frequency		-65	-60	-55	-50	-45	-40	-35	-30	-25	-20	-15	-10	-5	0	RF Input Power (dBm)
2000 MHz	INTERCEPT (mV)	264 636 995 1336 1694 2050 2406 2735 3121 3463 3806 4117 4502 4800														Measured Value (mV)
	SLOPE (mV/dB)	-27 -5 4 -5 3 9 15 -6 30 22 15 -24 11 -41														Error (mV)
		-0.38 -0.07 0.06 -0.07 0.04 0.13 0.21 -0.09 0.43 0.31 0.21 -0.35 0.15 -0.59														LINEARITY ERROR (dB)
		-0.70 -0.37 -0.22 -0.33 -0.19 -0.08 0.02 -0.26 0.28 0.18 0.10 -0.44 0.09 -0.64														ACCURACY ERROR (dB)
3000 MHz	INTERCEPT (mV)	327 740 1081 1417 1786 2136 2485 2802 3179 3506 3842 4153 4534 4823														Measured Value (mV)
	SLOPE (mV/dB)	-62 7 3 -6 18 24 28 0 33 15 6 -28 9 -47														Error (mV)
		-0.89 0.10 0.04 -0.08 0.27 0.34 0.41 0.00 0.47 0.22 0.09 -0.40 0.13 -0.68														LINEARITY ERROR (dB)
		0.20 1.12 1.02 0.84 1.13 1.15 1.15 0.70 1.11 0.80 0.62 0.08 0.55 -0.31														ACCURACY ERROR (dB)
4000 MHz	INTERCEPT (mV)	279 671 1024 1363 1726 2081 2437 2761 3138 3474 3822 4138 4515 4809														Measured Value (mV)
	SLOPE (mV/dB)	-43 0 6 -5 9 16 23 -2 27 14 13 -19 9 -46														Error (mV)
		-0.62 0.00 0.07 -0.07 0.13 0.22 0.33 -0.03 0.38 0.20 0.19 -0.28 0.13 -0.66														LINEARITY ERROR (dB)
		-0.49 0.14 0.20 0.06 0.27 0.36 0.47 0.11 0.52 0.34 0.33 -0.13 0.27 -0.51														ACCURACY ERROR (dB)
5000 MHz	INTERCEPT (mV)	287 687 1036 1376 1740 2089 2444 2768 3144 3478 3824 4141 4523 4825														Measured Value (mV)
	SLOPE (mV/dB)	-47 5 8 -2 13 14 21 -3 24 10 8 -23 10 -36														Error (mV)
		-0.67 0.07 0.08 -0.04 0.19 0.20 0.30 -0.05 0.35 0.15 0.11 -0.34 0.15 -0.51														LINEARITY ERROR (dB)
		-0.37 0.36 0.37 0.25 0.47 0.47 0.57 0.21 0.61 0.40 0.36 -0.09 0.39 -0.28														ACCURACY ERROR (dB)
6000 MHz	INTERCEPT (mV)	247 621 985 1326 1682 2041 2398 2734 3108 3447 3796 4105 4485 4795														Measured Value (mV)
	SLOPE (mV/dB)	-31 -8 6 -3 3 11 18 4 28 16 15 -26 4 -37														Error (mV)
		-0.45 -0.11 0.09 -0.05 0.04 0.16 0.26 0.06 0.39 0.23 0.22 -0.37 0.05 -0.52														LINEARITY ERROR (dB)
		-0.95 -0.58 -0.36 -0.47 -0.36 -0.21 -0.09 -0.27 0.09 -0.05 -0.04 -0.61 -0.16 -0.71														ACCURACY ERROR (dB)
7000 MHz	INTERCEPT (mV)	252 603 971 1312 1665 2023 2380 2715 3082 3425 3770 4080 4459 4772														Measured Value (mV)
	SLOPE (mV/dB)	-18 -15 4 -4 0 10 18 4 23 17 13 -26 5 -31														Error (mV)
		-0.25 -0.22 0.06 -0.05 0.01 0.14 0.26 0.06 0.32 0.24 0.19 -0.37 0.07 -0.45														LINEARITY ERROR (dB)
		-0.87 -0.84 -0.56 -0.67 -0.61 -0.47 -0.35 -0.55 -0.28 -0.36 -0.41 -0.97 -0.53 -1.04														ACCURACY ERROR (dB)
8000 MHz	INTERCEPT (mV)	243 582 956 1300 1649 2007 2365 2702 3069 3416 3763 4071 4451 4765														Measured Value (mV)
	SLOPE (mV/dB)	-10 -20 4 -1 -2 7 15 3 21 18 16 -26 5 -30														Error (mV)
		-0.14 -0.29 0.06 -0.02 -0.02 0.10 0.22 0.04 0.30 0.26 0.23 -0.37 0.07 -0.43														LINEARITY ERROR (dB)
		-1.00 -1.14 -0.78 -0.84 -0.84 -0.70 -0.57 -0.73 -0.47 -0.49 -0.51 -1.10 -0.65 -1.14														ACCURACY ERROR (dB)

Flatness	+/- dB	0.60	1.13	0.90	0.84	0.98	0.93	0.86	0.72	0.79	0.65	0.57	0.59	0.60	0.43
----------	--------	------	------	------	------	------	------	------	------	------	------	------	------	------	------

-65dBm mV-Out	327	Max
	243	Min



LOG TRANSFER WITH FREQUENCY
 MODEL: ERDLVA-2G8G-65-70MV-2
 TESTED BY: DA
 DATE: 11-12-25
 SERIAL NO: PL56120-Bit

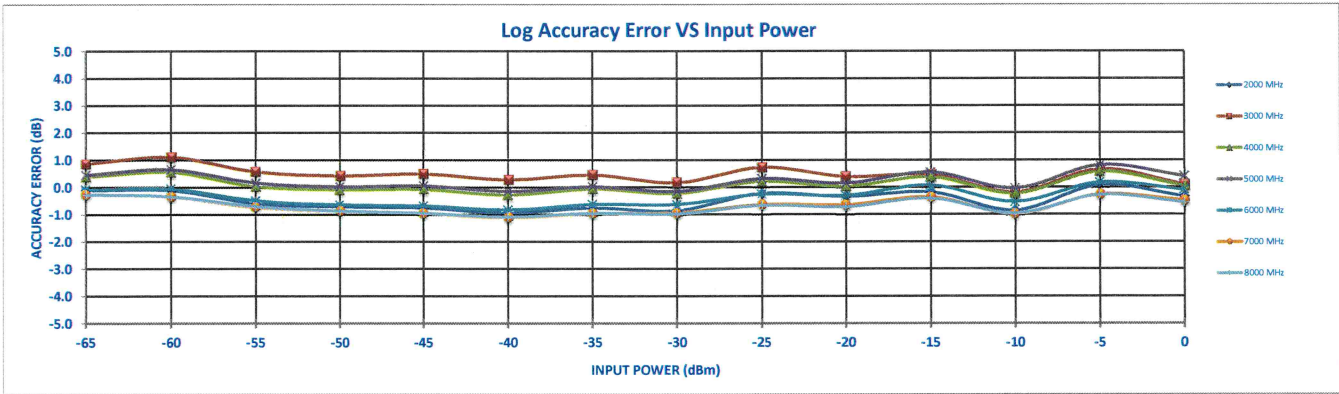
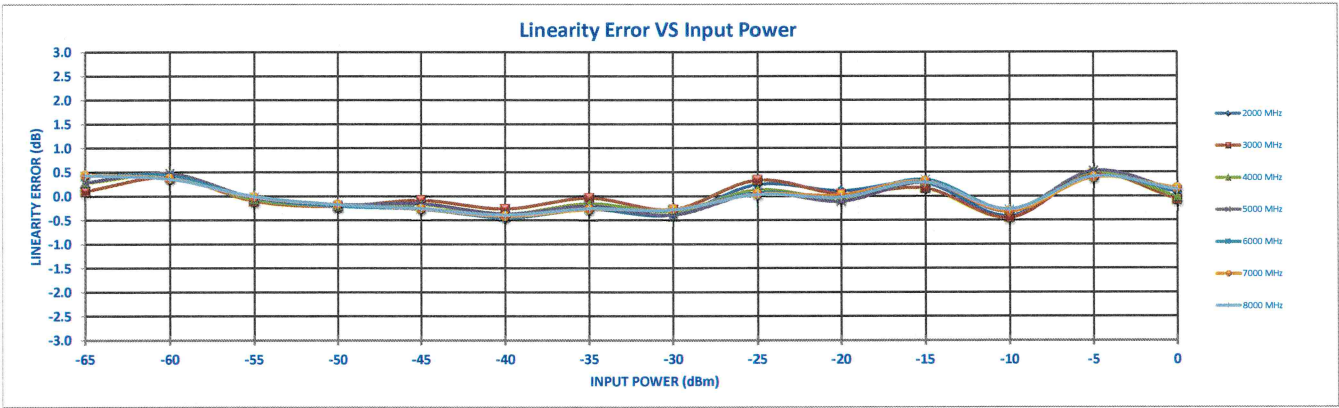
Test Temp: +25C



PLANAR MONOLITHICS INDUSTRIES
 4921 Robert J. Mathews Parkway STE 1
 TEL: 916-542-1401 FAX: 301-662-1731
 EMAIL: SALES@PMI-RF.COM
 ISO 9001:2000 CERTIFIED

DC Offset= 0.060

Frequency			-65	-60	-55	-50	-45	-40	-35	-30	-25	-20	-15	-10	-5	0	RF Input Power (dBm)
2000 MHz	INTERCEPT (mV)	4846.1															Measured Value (mV)
	SLOPE (mV/dB)	70.48															Error (mV)
			295	647	965	1308	1657	1995	2360	2704	3101	3444	3808	4112	4529	4851	LINEARITY ERROR (dB)
			0.43	0.42	-0.06	-0.20	-0.25	-0.45	-0.27	-0.39	0.24	0.11	0.27	-0.42	0.50	0.07	ACCURACY ERROR (dB)
			-0.11	-0.11	-0.59	-0.71	-0.75	-0.95	-0.76	-0.87	-0.22	-0.35	-0.17	-0.85	0.08	-0.34	
3000 MHz	INTERCEPT (mV)	4887															Measured Value (mV)
	SLOPE (mV/dB)	69.69															Error (mV)
			364	733	1047	1388	1745	2081	2445	2777	3168	3496	3853	4159	4570	4882	LINEARITY ERROR (dB)
			7	28	-7	-14	-6	-18	-3	-19	23	3	11	-31	31	-5	ACCURACY ERROR (dB)
			0.87	1.11	0.58	0.42	0.50	0.28	0.45	0.17	0.73	0.39	0.47	-0.18	0.66	0.10	
4000 MHz	INTERCEPT (mV)	4880.4															Measured Value (mV)
	SLOPE (mV/dB)	70.30															Error (mV)
			330	694	1009	1352	1705	2042	2409	2749	3132	3471	3847	4156	4564	4879	LINEARITY ERROR (dB)
			19	32	-5	-13	-12	-26	-11	-22	9	-3	21	-21	35	-1	ACCURACY ERROR (dB)
			0.27	0.45	-0.07	-0.19	-0.17	-0.38	-0.15	-0.32	0.13	-0.05	0.30	-0.30	0.50	-0.02	
			0.38	0.56	0.04	-0.09	-0.07	-0.28	-0.06	-0.23	0.22	0.04	0.38	-0.22	0.58	0.05	
5000 MHz	INTERCEPT (mV)	4896.5															Measured Value (mV)
	SLOPE (mV/dB)	70.49															Error (mV)
			335	701	1018	1360	1714	2051	2415	2754	3139	3479	3859	4169	4581	4904	LINEARITY ERROR (dB)
			20	34	-2	-12	-11	-26	-14	-28	5	-8	20	-23	37	8	ACCURACY ERROR (dB)
			0.29	0.48	-0.02	-0.17	-0.15	-0.37	-0.20	-0.40	0.07	-0.11	0.28	-0.32	0.52	0.11	
			0.45	0.66	0.16	0.03	0.06	-0.15	0.02	-0.16	0.32	0.15	0.55	-0.04	0.82	0.41	
6000 MHz	INTERCEPT (mV)	4860.9															Measured Value (mV)
	SLOPE (mV/dB)	70.67															Error (mV)
			297	651	972	1313	1662	2003	2369	2720	3099	3447	3825	4134	4536	4869	LINEARITY ERROR (dB)
			30	30	-2	-14	-19	-31	-18	-21	5	0	24	-20	28	8	ACCURACY ERROR (dB)
			0.42	0.43	-0.03	-0.20	-0.26	-0.44	-0.26	-0.29	0.07	-0.01	0.34	-0.29	0.40	0.11	
			-0.09	-0.05	-0.49	-0.64	-0.68	-0.83	-0.63	-0.64	-0.25	-0.30	0.07	-0.54	0.18	-0.09	
7000 MHz	INTERCEPT (mV)	4829.6															Measured Value (mV)
	SLOPE (mV/dB)	70.41															Error (mV)
			284	631	956	1297	1643	1984	2346	2698	3072	3423	3795	4103	4505	4841	LINEARITY ERROR (dB)
			31	26	-1	-12	-18	-29	-19	-19	3	2	22	-22	27	11	ACCURACY ERROR (dB)
			0.44	0.37	-0.02	-0.17	-0.26	-0.42	-0.27	-0.27	0.04	0.02	0.31	-0.32	0.39	0.16	
			-0.27	-0.34	-0.72	-0.87	-0.95	-1.10	-0.96	-0.95	-0.64	-0.65	-0.36	-0.98	-0.26	-0.49	
8000 MHz	INTERCEPT (mV)	4826.6															Measured Value (mV)
	SLOPE (mV/dB)	70.35															Error (mV)
			284	631	957	1297	1643	1985	2346	2696	3070	3418	3792	4104	4504	4836	LINEARITY ERROR (dB)
			30	25	0	-12	-18	-28	-18	-20	2	-2	21	-19	29	9	ACCURACY ERROR (dB)
			0.43	0.36	0.00	-0.17	-0.25	-0.39	-0.26	-0.29	0.03	-0.02	0.29	-0.27	0.41	0.13	
			-0.27	-0.34	-0.70	-0.87	-0.95	-1.09	-0.96	-0.98	-0.66	-0.72	-0.40	-0.96	-0.28	-0.56	
Flatness		+/- dB	0.57	0.73	0.65	0.65	0.73	0.69	0.70	0.58	0.70	0.55	0.48	0.47	0.55	0.48	
-65dBm mV-Out	364	Max	284	Min													

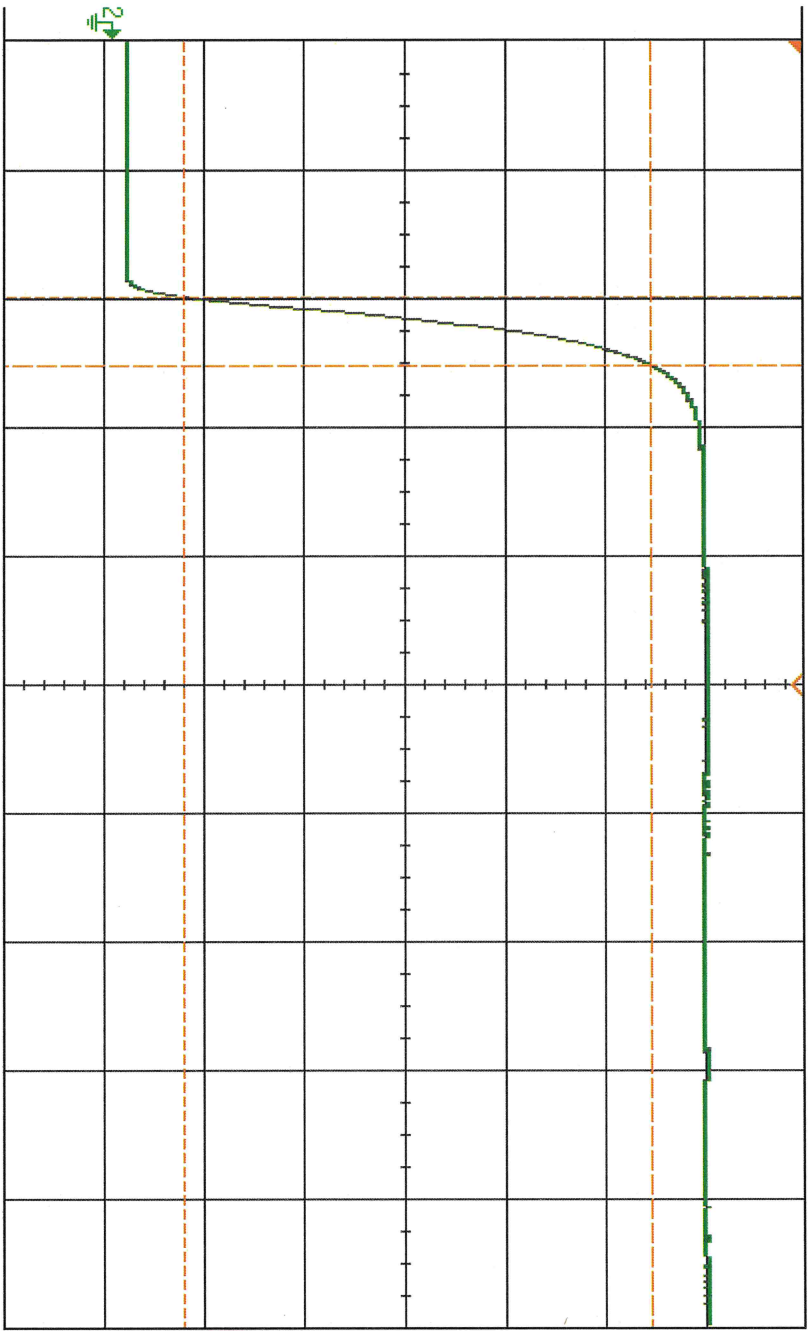


PL56120

Rise settle @ 0dbm

DSO-X 3024A, MY54490369, Thu Nov 13 12:10:13 2025

1 2 800 μ s / 3 4 10.90ms 50.00ms / Auto F E 3.17V



Measurement Menu

Source 2

Type: Rise

Add Measurement

Settings

Clear Meas

Statistics

KEYSIGHT TECHNOLOGIES

Acquisition
Averaging: 16
4.00GS/s

Channels

DC	1.00:1
DC	1.00:1
DC	1.00:1
DC	1.00:1

Measurements

AC RMS - FS(2): 1.8641V

Fall(2): No edges

Rise(2): 26.3ns

PL56120
 Rise settle @ -10dbm

DSO-X 3024A, MY54490369, Thu Nov 13 12:10:48 2025

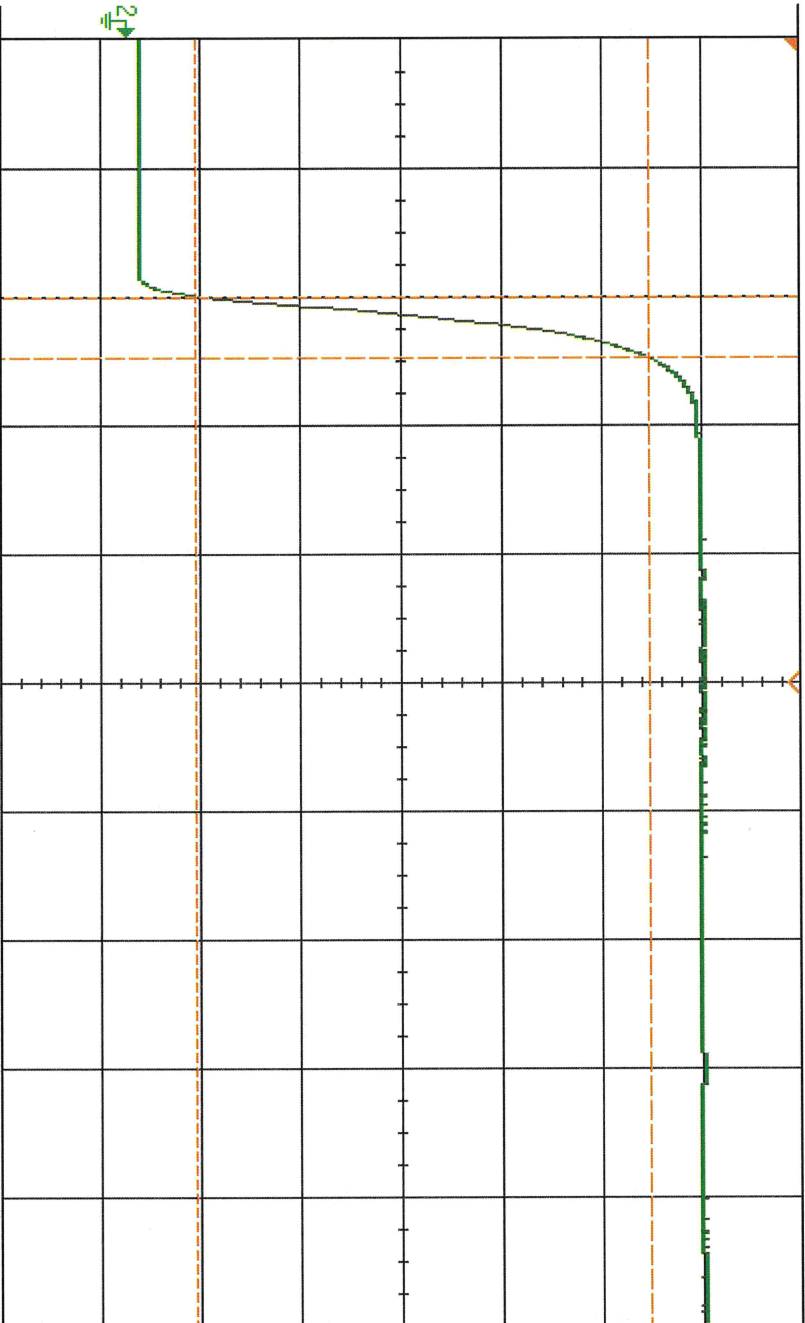
1 2 700V/ 3 4

10.90ms

50.00ns/

Auto

F E 3.17V



Measurement Menu

Source 2

Type: Rise

Add Measurement

Settings

Clear Meas

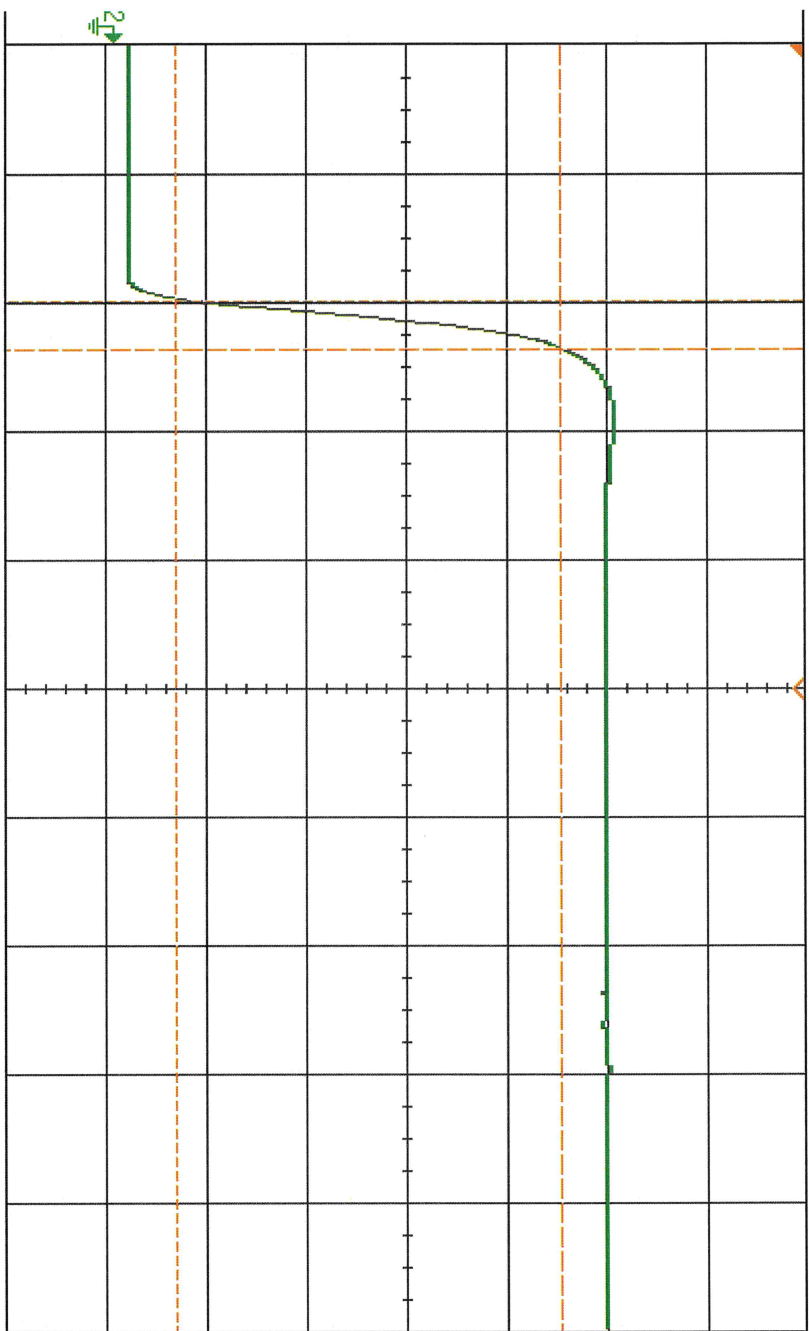
Statistics

KEYSIGHT TECHNOLOGIES	
Acquisition	:
Averaging: 16	:
4.00GSa/s	:
Channels	
DC	1.00:1
DC	1.00:1
DC	1.00:1
DC	1.00:1
Measurements	
AC RMS - FS(2):	1.5846V
Fall(2):	No edges
Rise(2):	23.5ns

PL56120
 Rise settle @ -40dbm

DSO-X 3024A, MY54490369: Thu Nov 13 12:16:01 2025

1 2 400V/ 3 4 10.90ms 50.00ns/ Auto F E 3.17V



Acquire Menu

Acq Mode Averaging

Avgs 128

Segmented

KEYSIGHT TECHNOLOGIES

Acquisition ::
 Averaging: 128
 4.00GSa/s

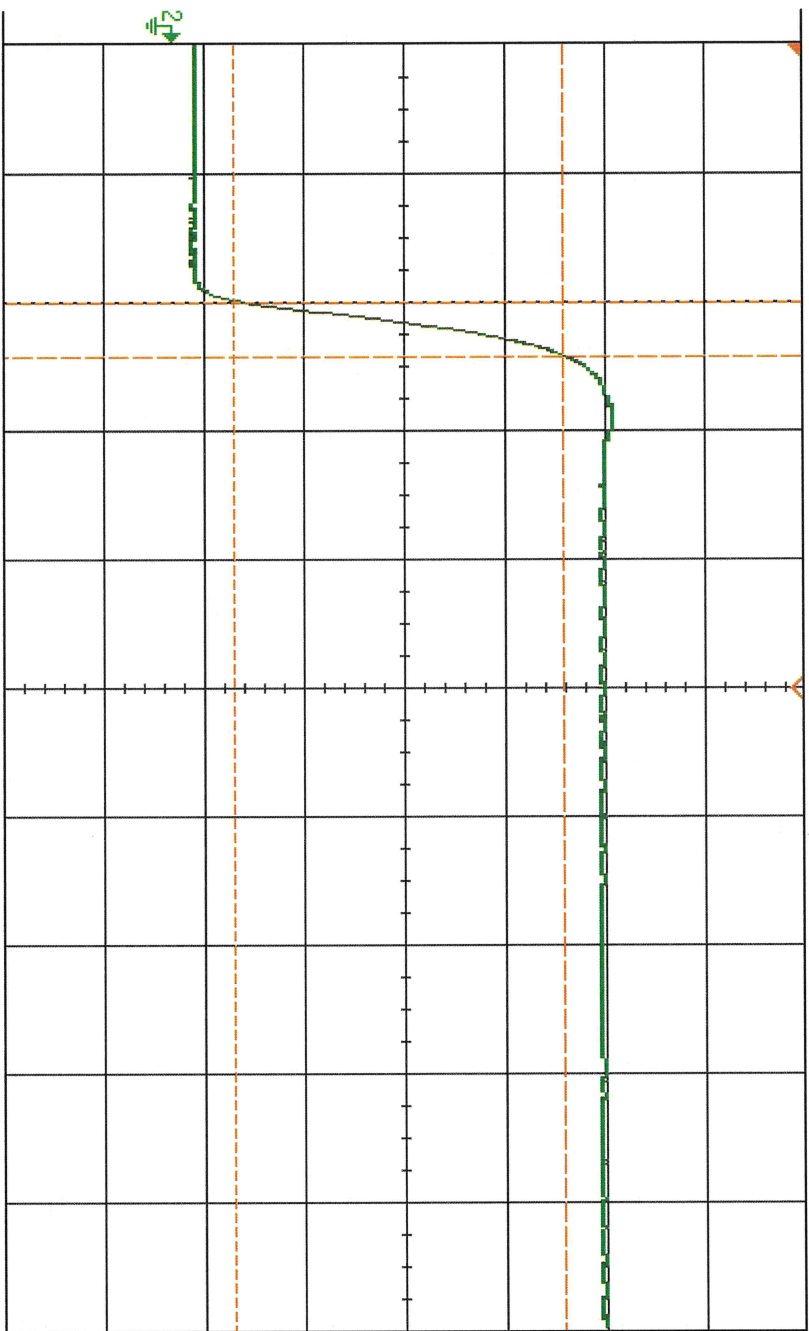
Channels ::
 DC 1.00:1
 DC 1.00:1
 DC 1.00:1
 DC 1.00:1

Measurements ::
 AC RMS - FS(2): 766.89mV
 Fall(2): No edges
 Rise(2): 19.3ns

PL56120
 Rise settle @ -50dbm

DSO-X 3024A, MY54490369, Thu Nov 13 12:13:19 2025

1 2 300V/ 3 4 10.90ms 50.00ns/ Auto F E 3.17V



Measurement Menu

Source 2

Type: Rise

Add Measurement

Settings

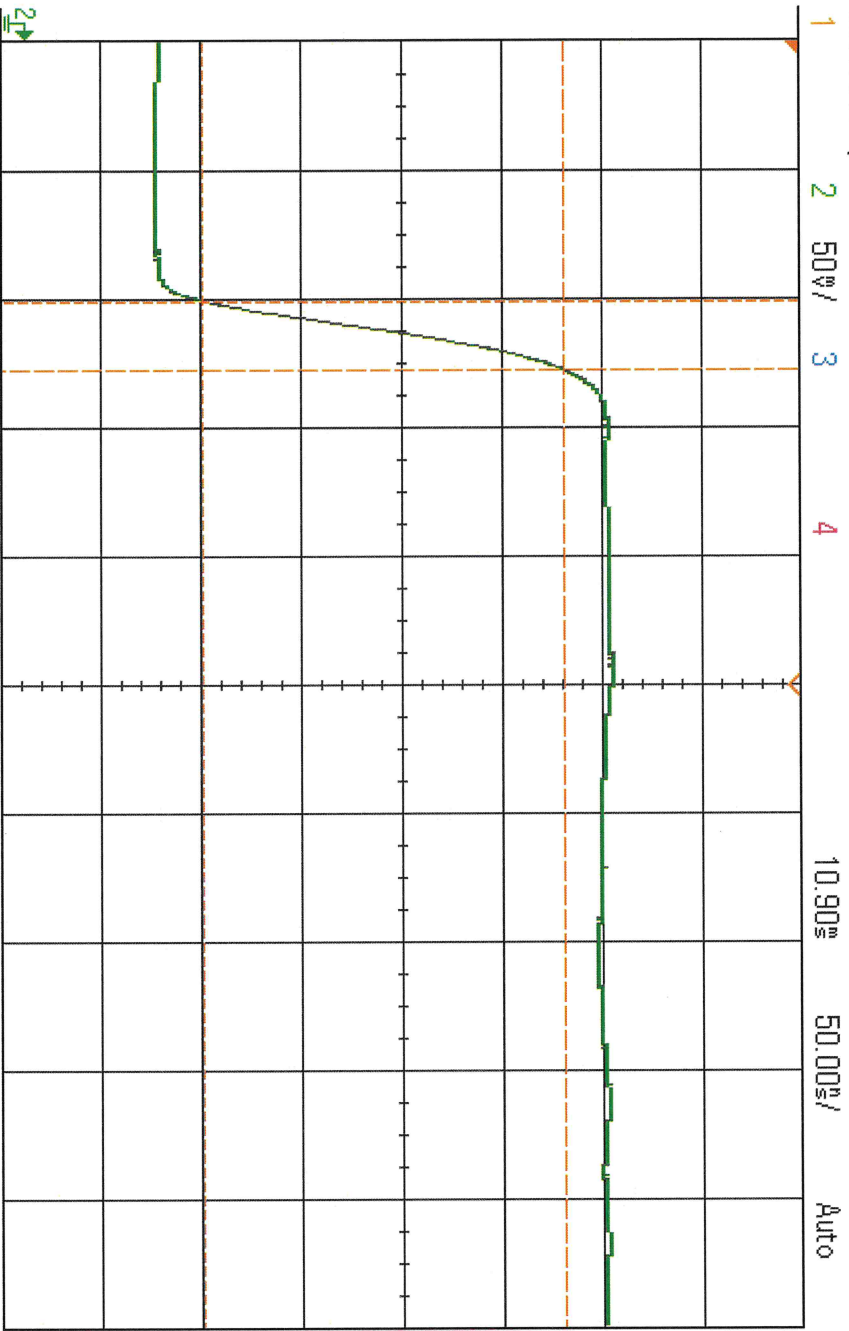
Clear Meas

Statistics

KEYSIGHT TECHNOLOGIES	
Acquisition	16
Averaging	4.00GSa/s
Channels	1.00:1
DC	1.00:1
DC	1.00:1
DC	1.00:1
Measurements	493.98mV
AC RMS - FS(2)	No edges
Fall(2)	21.3ns
Rise(2)	

PL56120
 Rise settle @ -65dbm

DSO-X 3024A, MY54490369, Thu Nov 13 12:14:02 2025



Acquire Menu
 Acq Mode Averaging

Avgs
 128

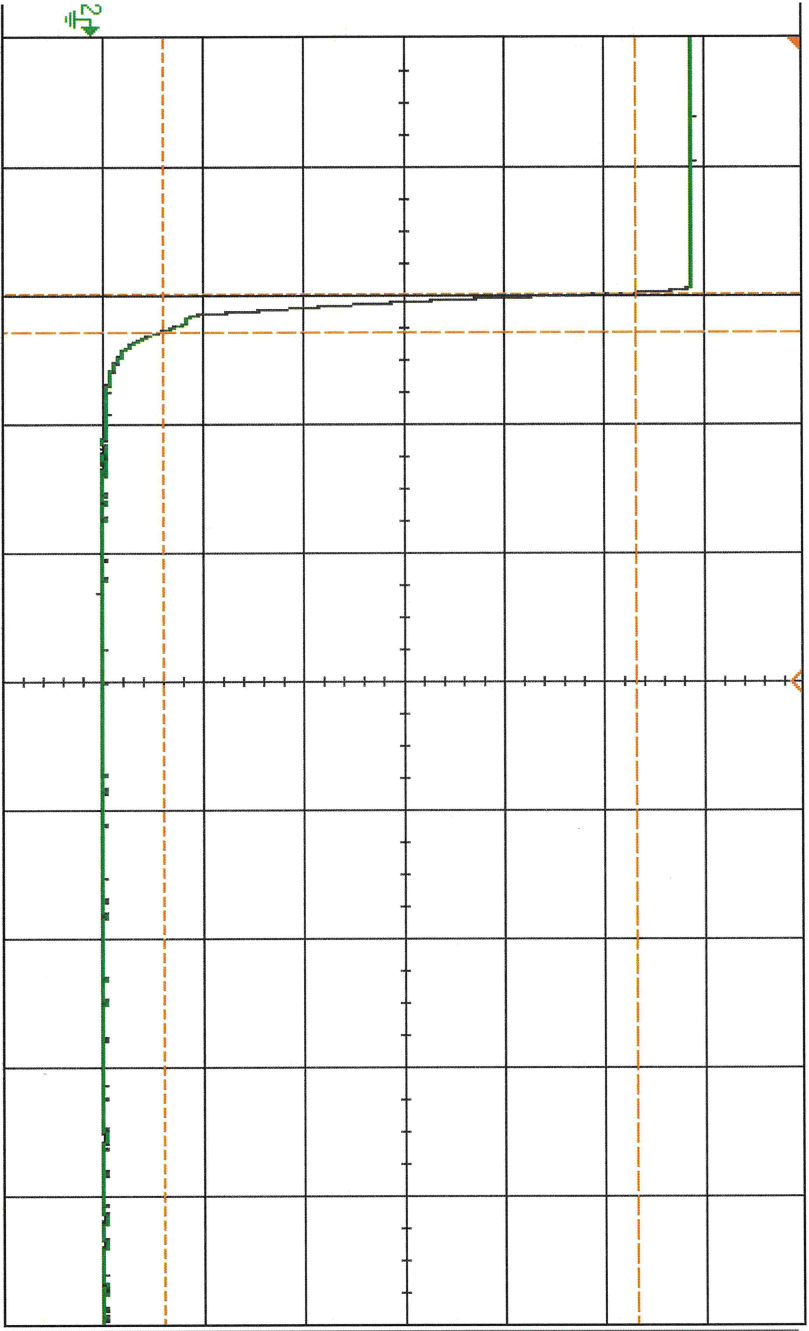
Segmented

KEYSIGHT TECHNOLOGIES	
Acquisition	Averaging: 128
Channels	4.00GSa/s
DC	1.00:1
DC	1.00:1
DC	1.00:1
DC	1.00:1
Measurements	
AC RMS - FS(2)	90.857mV
Fall(2)	No edges
Rise(2)	26.5ns

PL56120
Recovery Fall @ oddm

DSO-X 3024A, MW54490369, Thu Nov 13 12:04:46 2025

1 2 800%/ 3 4 10.95ns 500.0ns/ Auto F E 3.17V



KEYSIGHT TECHNOLOGIES

Acquisition ::
Averaging: 16
4.00GSa/s

Channels ::
DC 1.00:1
DC 1.00:1
DC 1.00:1
DC 1.00:1

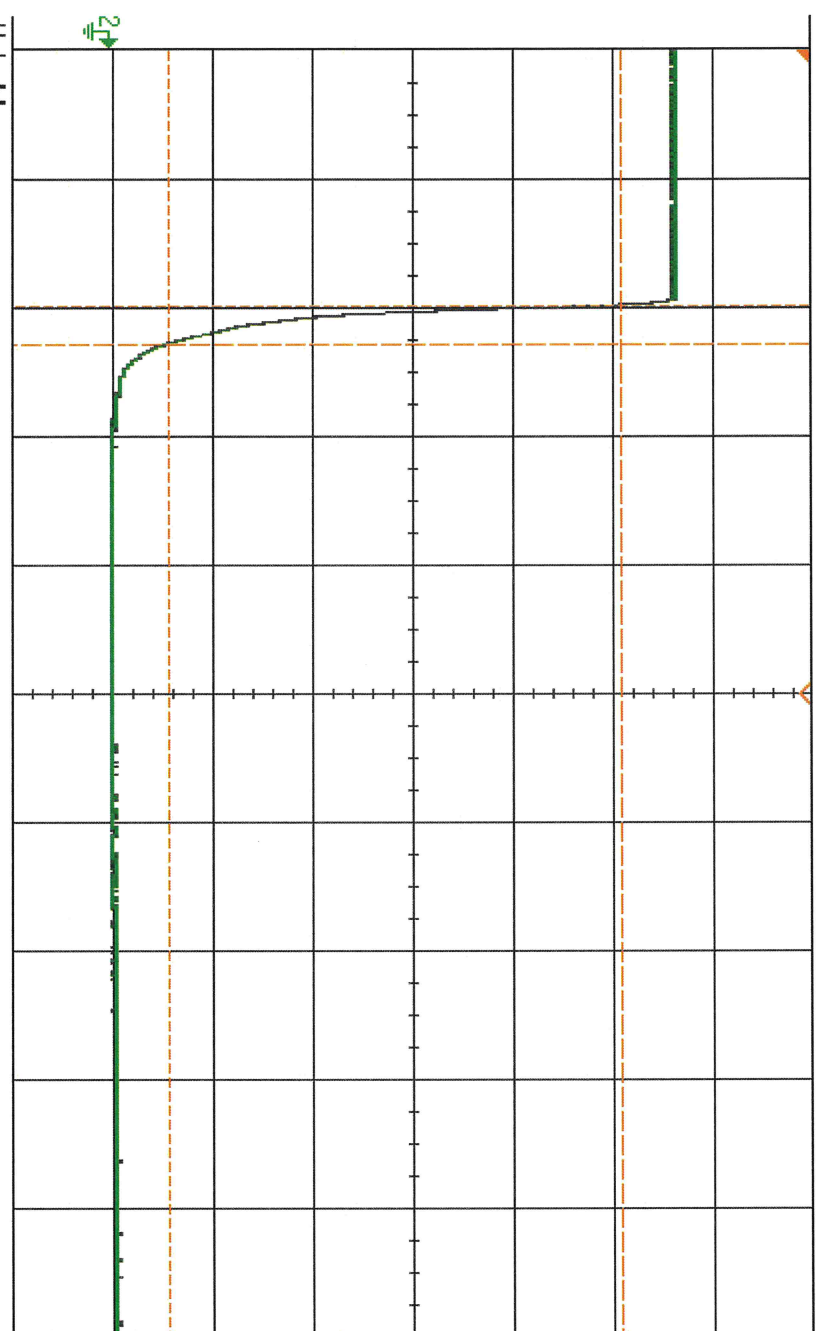
Measurements ::
Rise[2]: No edges
AC RMS - FS[2]: 1.8868V
Fall[2]: 149.1ns

- Help Menu
- Getting Started
 - About Oscilloscope
 - Language English
 - Training Signals

PL56120
 Recovery Fall @ -20dbm

DSO-X 3024A, MW54490389, Thu Nov 13 12:05:31 2025

1 2 600% / 3 4 10.95ms 500.0ns / Auto F E 3.17V



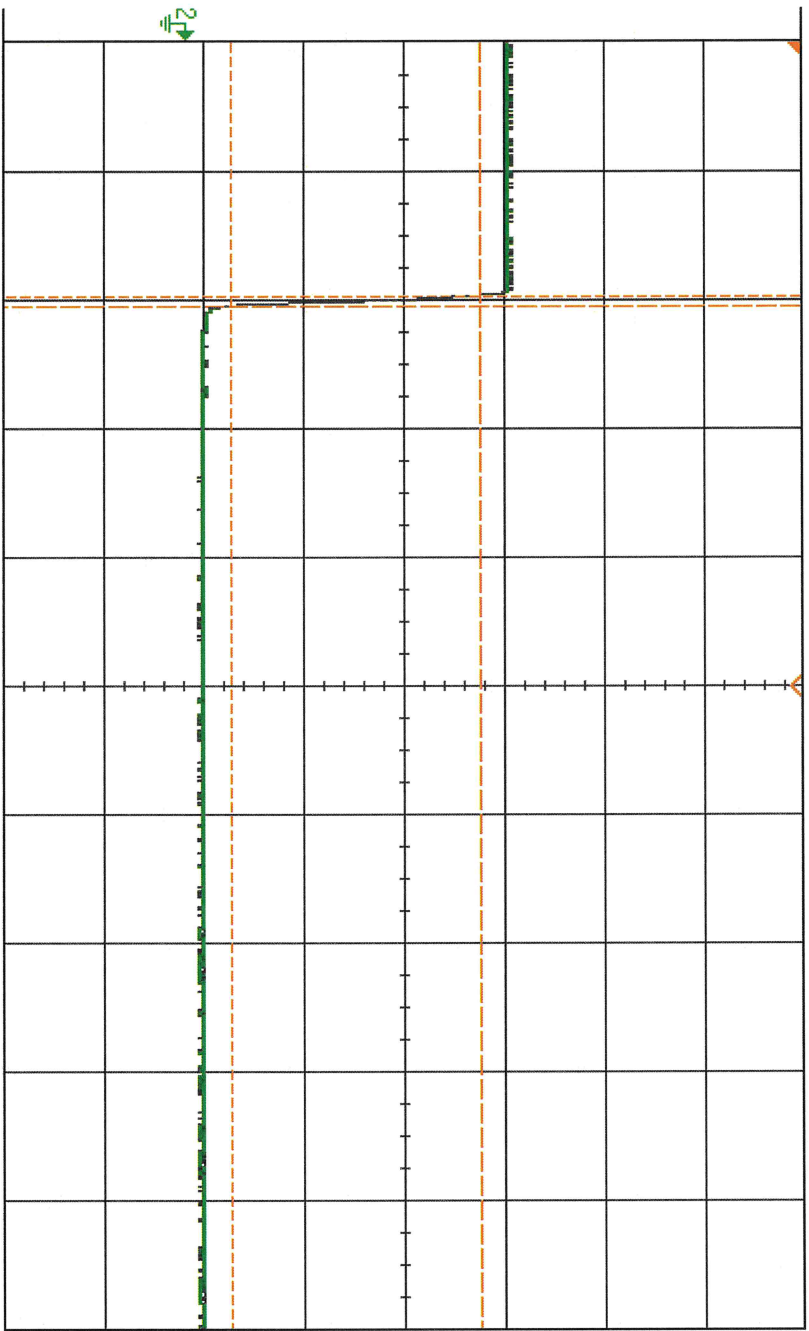
KEYSIGHT TECHNOLOGIES	
Acquisition	Averaging: 16
Channels	4.00GSa/s
DC	1.00:1
DC	1.00:1
DC	1.00:1
DC	1.00:1
Measurements	
Rise(2):	No edges
AC RMS - FS(2):	1.3461V
Fall(2):	147.8ns

- Help Menu
- Getting Started
 - About Oscilloscope
 - Language English
 - Training Signals

PL56120
 Recovery Fall @ -50dbm

DSO-X 3024A, MY54490369, Thu Nov 13 12:06:23 2025

1 2 400ns/ 3 4 10.95ms 500.0ns/ Auto F E 3.17V



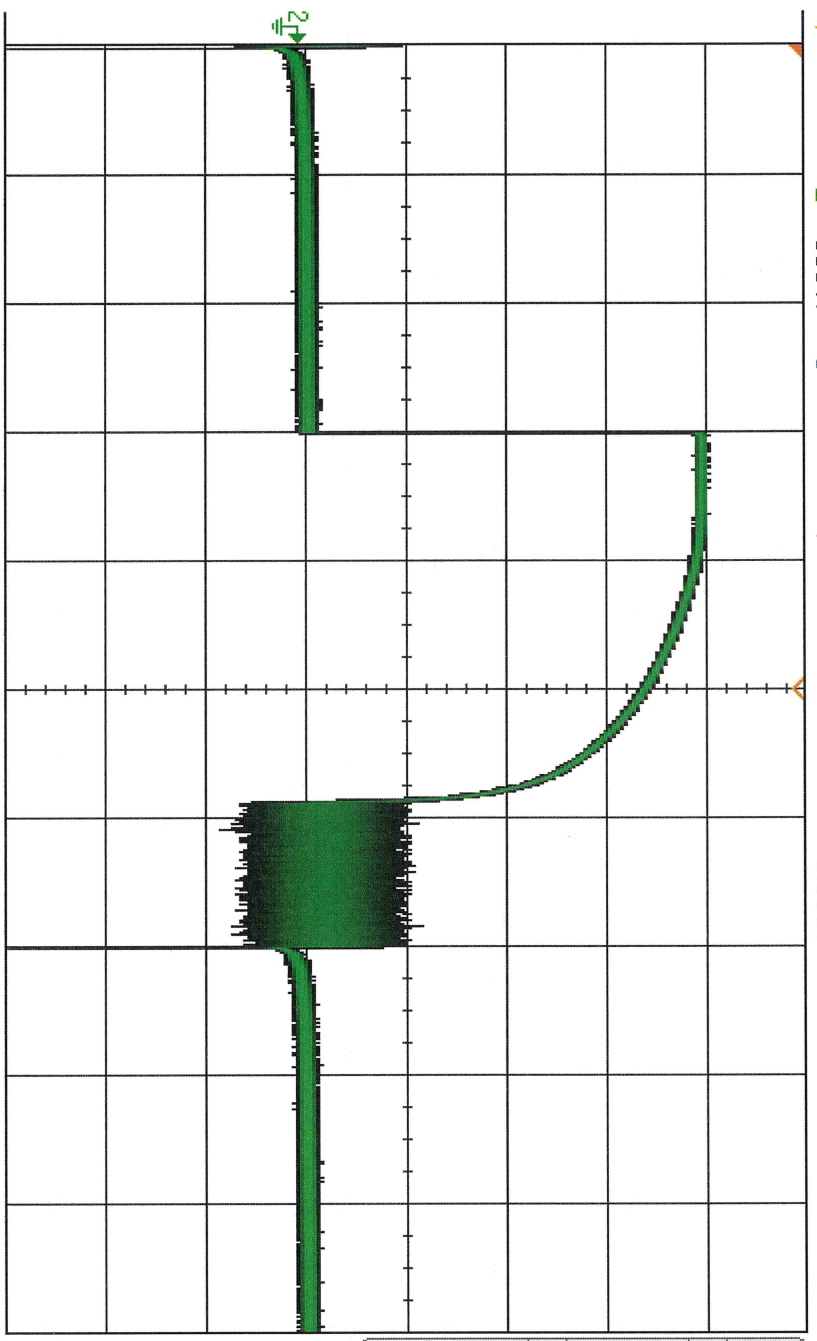
KEYSIGHT TECHNOLOGIES	
Acquisition	:
Averaging: 16	:
4.00GS/s	:
Channels	:
DC	1.00:1
DC	1.00:1
DC	1.00:1
DC	1.00:1
Measurements	:
Rise(2):	No edges
AC RMS - FS(2):	491.15mV
Fall(2):	40.9ns

- Help Menu
- Getting Started
 - About Oscilloscope
 - Language English
 - Training Signals

PL 56120
CW Immune @ -46dbm

DSO-X 30224A, MW54490369, Wed Nov 12 17:10:26 2025

1 2 3 4 8.980ms 1.000ms/ Auto F E 3.17V



KEYSIGHT TECHNOLOGIES	
Acquisition	::
Normal	
200MSa/s	
Channels	::
DC	1.00:1
DC	1.00:1
DC	1.00:1
DC	1.00:1

Cursors Menu
Mode Off

To turn on cursors, press the [Cursors] key on the front panel.

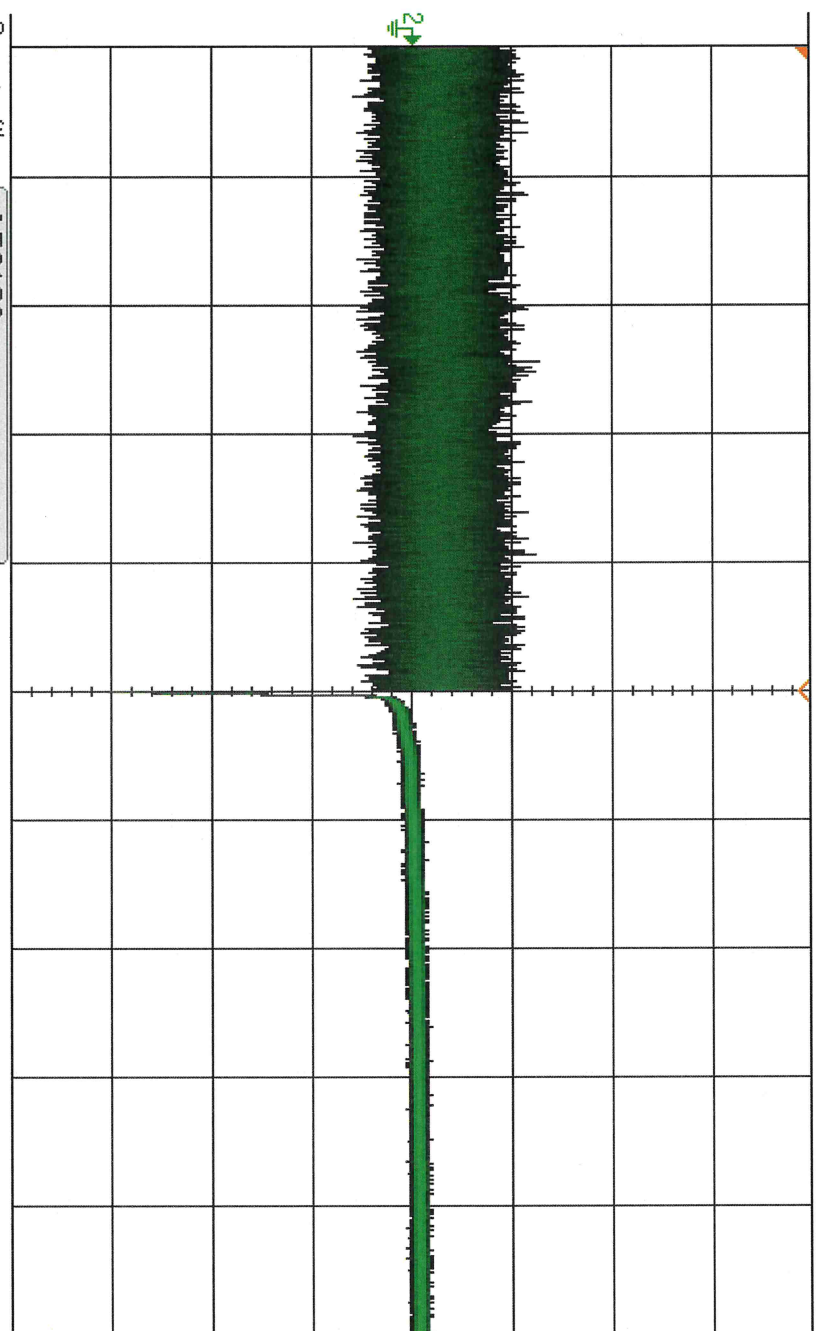
PL56120
CW Recovery

DSO-X 3024A, MW54490369, Wed Nov 12 17:11:27 2025

1 2 3 4

11.00ns 100.0ns/

Auto F E 3.17V



Save to file = PL56120_cw_recovery

Save

Recall

Default/Erase

KEYSIGHT TECHNOLOGIES	
Acquisition	
Normal	
2.00GSa/s	
Channels	
DC	1.00:1
DC	1.00:1
DC	1.00:1
DC	1.00:1

Press to Save

PL56126
TSS -73 dbm

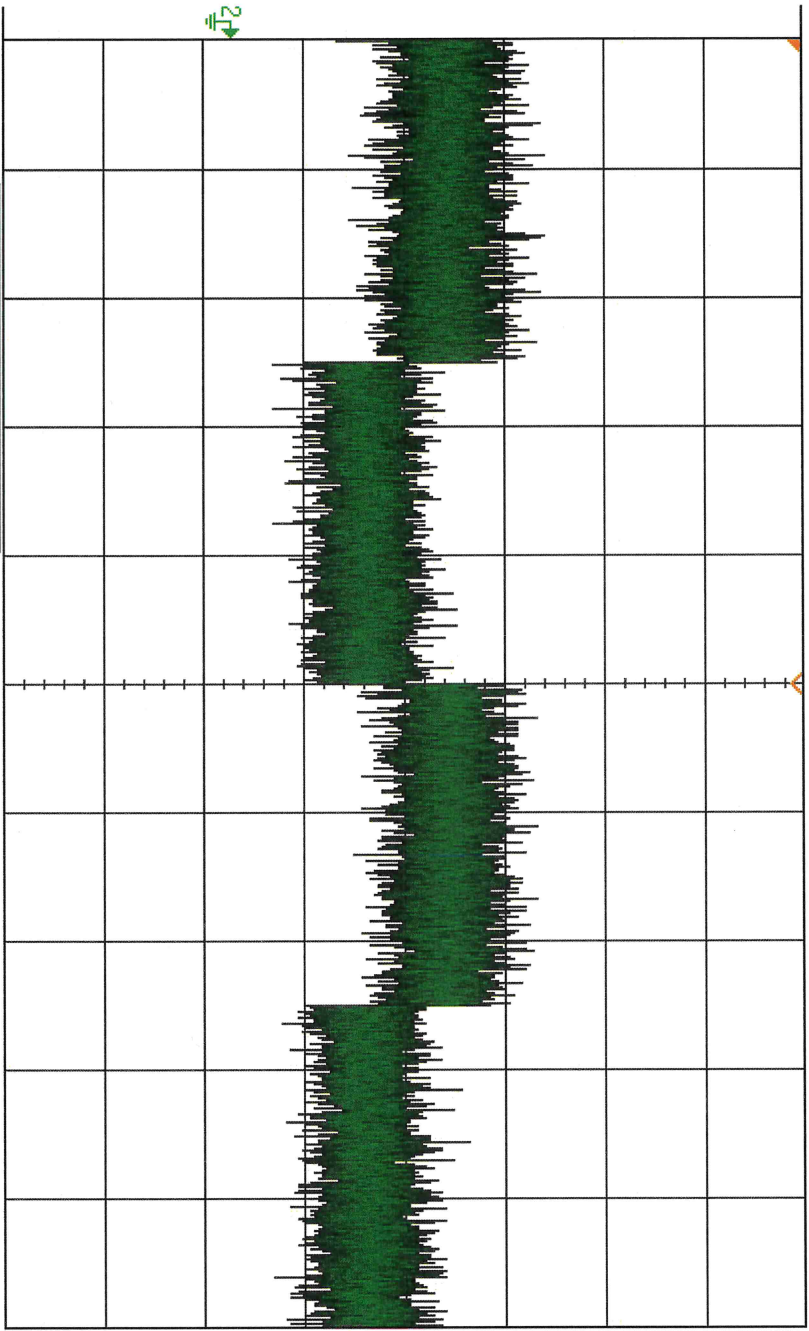
DSO-X 3024A, MW54490369: Wed Nov 12 17:12:32 2025

1 2 3 4 50V/

11.00ms 20.00ns/

Auto

F E 3.17V



Save to file = pl56120_tss_73

Save

Recall

Default/Erase

KEYSIGHT
TECHNOLOGIES

Acquisition
Normal
4.00GSa/s

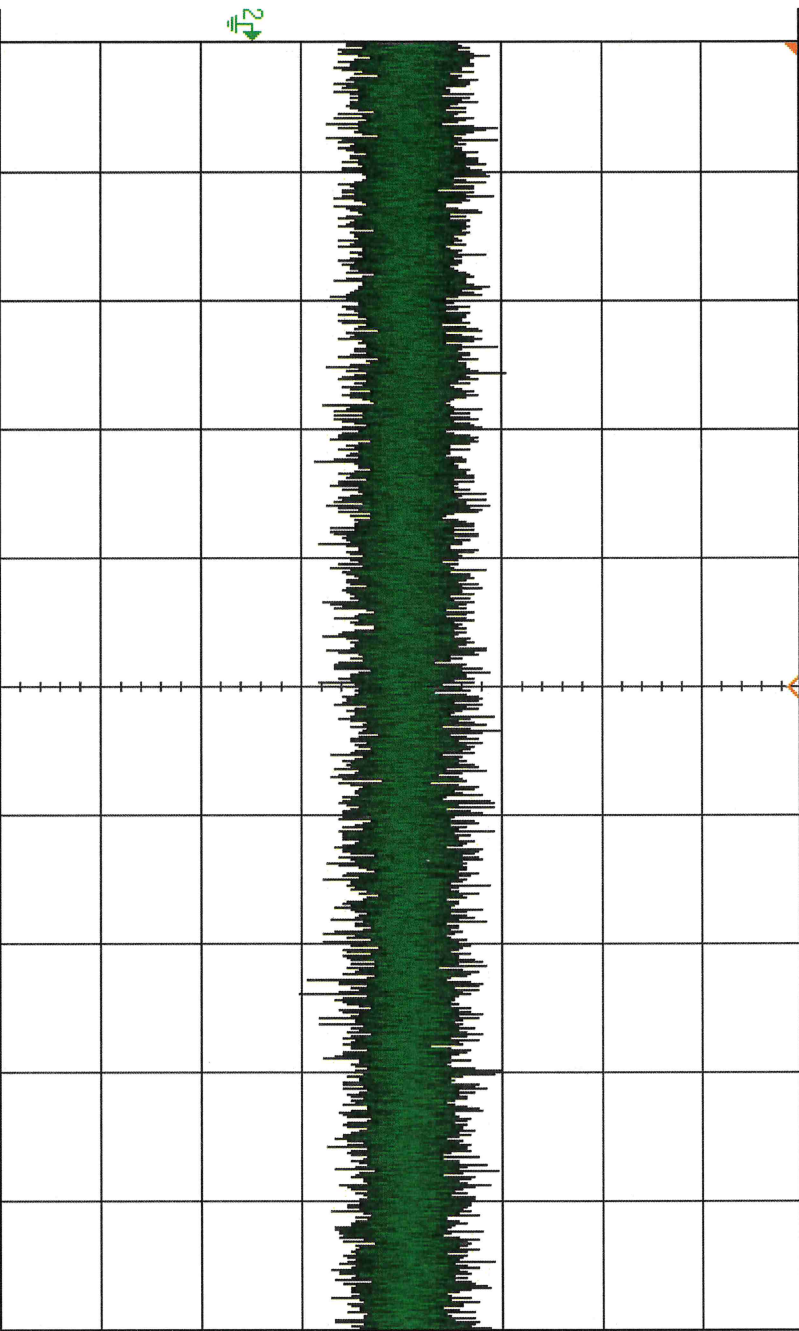
Channels	
DC	1.00:1
DC	1.00:1
DC	1.00:1
DC	1.00:1

Press to Save

PL56121.
Rms noise

DSO-X 3024A, MY54490369, Wed Nov 12 17:13:03 2025

1 2 50V / 3 4 11.00ms 20.00ns / Auto F E 3.17V



KEYSIGHT
TECHNOLOGIES

Acquisition Normal
4.00GSa/s

Channels	
DC	1.00:1
DC	1.00:1
DC	1.00:1
DC	1.00:1

Save to file = pl56120_rms_noise

Save

Recall

Default/Erase

Press to Save